60001493

Mining District File Summary Sheet

DISTRICT	Rosebud
DIST_NO	4010
COUNTY If different from written on document	Pershing
TITLE If not obvious	Rosebud Drill Hole File - Hole No. 94-315C
AUTHOR	C. Muerhoff; S. Fairclotth; L. Bernard
DATE OF DOC(S)	1994
MULTI_DIST Y / N? Additional Dist_Nos:	
QUAD_NAME	Sulphur 7.5'
P_M_C_NAME (mine, claim & company names)	Rosebud Mine; Rosebud Project; Hecla Mining Co., East Zone
COMMODITY If not obvious	gold silver
NOTES	Drill log; geology; assay; total depth 751' handwritten notes 18p.

Keep docs at about 250 pages if no oversized maps attached (for every 1 oversized page (>11x17) with text reduce the amount of pages by ~25)

SS: DD 5/29/08
Initials Date
DB: mah
Initials Date
SCANNED: NV Blue
Initials Date

Revised: 1/22/08

94-315c EAST ZONE

60001493. 4010

60001492

Hecla
MINING COMPANY

ROSEBUD PROJECT
DIAMOND DRILL LOG

HOLE NUMBER	94-315 B	LOCATION	EAST ZONE	REMARKS	
PAGE 1 OF 8		NORTHING	2203869.3	RC to 505	
DATE	12/1/	EASTING	482763.8	CORE from 505 to 750	
LOGGED BY	LJO	ELEVATION	5313.6		
SCALE	RC 1"=20' CORE 1"=10'	AZIMUTH	349.5°		
TOTAL DEPTH	751'	INCLINATION	-88.5°		

%REC	RQD	LITHOLOGY	FT	GRAPHIC LOG	STRUCTURE	ALTERATION AND MINERALIZATION
		0-25 poss gravel mixed chips w/ mod clay component brown hem chips, whites argillized, wk green/sy FeOx chips	20	clay		0-25 mod clay-ll mod-str FeOx
		25-105 95% tan/pink brown clays	40			25-65 H tan clays (95+%)
			60			
			65			65-105 darker more hematitic clays (95 + %)
			70			
			80			
			100			

ANALYTICAL DATA

FROM	TO	W	Au	Ag	Au2	Ag2
0	15	15	opt <.001			
15	25	10	.002			
25	35	10	<.001			
35	45	10	<.001			
45	55	10	.001			
55	65	10	<.001			
65	75	10	.002			
75	85	10	.002			
85	95	10	.002			
95	105	10	.001			

HOLE NUMBER 94 - 315 B PAGE 2 OF 8

REC	RQD	LITHOLOGY	FT	GRAPHIC LOG	STRUCTURE	ALTERATION AND MINERALIZATION
		105 - 115 white/tan clays 90% fine grained grains				
		115 - 125 SAB but med gray w/green tint		clay		
		125 - 155 med gray clays w/ greenish tint with minor white chips + faint FeOx staining	120, 140			
		155 - 175 50% clays as above with lt gy Ashy chips w/fine py dissem rare green chlorite w/py dissem	160	?		
		175 - 325 predominantly white fine grain chips w/ mod py dissem + py + clear qtz vn as noted. Also ~10% pinkish chips with volcaniclastic textures when associated with white rk	180, 200, 220, 240			wk py vnlets; wk - mod py vn

ANALYTICAL DATA

FROM	TO	W	Au	Ag	Au2	Ag2
			OPT			
105	115	10	.002			
115	125	10	.001			
125	135	10	.001			
135	145	10	.001			
145	155	10	.002			
155	165	10	.001			
165	175	10	<.001			
175	185	10	.002			
185	195	10	<.001			
195	205	10	.003			
205	215	10	.003			
215	225	10	.006		.007 Au(Rz)	
225	235	10	.006			
235	245	10	.004			

HOLE NUMBER 94-315B PAGE 3 OF 8

FEC	RQD	LITHOLOGY	FT	GRAPHIC LOG	STRUCTURE	ALTERATION AND MINERALIZATION	ANALYTICAL DATA FROM	TO	W	Au	Ag	Au2	Ag2
		white volcaniclastic chips w/ hem matrix								opt			
						245-275 wk py vn	245	255	10	.004			
			260				255	265	10	.006			
							265	275	10	.004			
			280			275-285 mod-str py vn, tr gtz vn	275	285	10	.003			
		Rare chl chip				285-305 wk py vn	285	295	10	.002			
			300				295	305	10	.004			
						305-315 wk-mod gtz vn, poss sil frosty chips chips w/ coarser disseminated py, gtz w/v. fine dk sulf. wk-py vn	305	315	10	.007			
			320			315-325 wk sil? wk py vn	315	325	10	.005			
		325-385 white fine grain volcaniclastic chips, 1-2% green chips and 3-5% Tan/brown hem matrix chips slightly more hem matrix than Above.				325-355 wk py vn	325	335	10	.004			
			340				335	345	10	<.001			
							345	355	10	.002			
			360			355-365 mod py vn	355	365	10	<.001			
							365	375	10	.002			
			380				375	385	10	.007			

HOLE NUMBER 94-315B PAGE 4 OF 8

SPEC	RQD	LITHOLOGY	FT	GRAPHIC LOG	STRUCTURE	ALTERATION AND MINERALIZATION
		Volcaniclastics 385 - 465 lt-med gray fine grain chips - pinkish matrix chips, tr lt green Ashy chips fine py disseminations	400 420 440 460			405-465 wk FeOx stains 435-55 wk pyrite
		465-485 finer grain chips similar to Above, poss more chl chips str FeOx stains finer chip size.	480			465-485+? Mod FeOx stains wk clays
		485-505 NO CHIPS	500			
		↓ SEE 1"=10' CORE LOGS	520			

ANALYTICAL DATA

FROM	TO	W	Au	Ag	Au2	Ag2
385	395	10	.005			
395	405	10	.003			
405	415	10	.002			
415	425	10	.004			
425	435	10	.010			
435	445	10	.006			
445	455	10	.011			
455	465	10	.004			
465	475	10	.004			
475	485	10	.003			
485	495	10	.003			
495	505	10	.008			

HOLE NUMBER 94-315 CORE 1" = 10' PAGE 5 OF 8

%REC	RQD	LITHOLOGY	FT	GRAPHIC LOG	STRUCTURE	ALTERATION AND MINERALIZATION	ANALYTICAL DATA FROM	TO	W	Au	Ag	Au2	Ag2
		505-523 Volcanic breccia subrounded-subang clasts in brown/gray fine grain ashy matrix. Green chloritic clasts + white + pink argillic-silicic clast matrix supported. 1/8-2" clasts mod soft - heterolithic	510		505-513 .6 frac/ft @ 85 511.5 slicks @ 85 513 6" sheared rk str chl 513-523 .8 frac/ft @ 60	505-641 1-3 py vn/ft @ ~70, wk calc, mod chl hem matrix	505	510	5	.007	.07		
							510	515	5	.004	.07		
							515	520	5	.009	.10		
		523-523.5 green chl rk between shears @ 45	520		523-523.5 chl rk, sheared between two frac @ 40 523-553 .8 frac/ft @ 60, 70, 80, 25		520	525	5	.007	.11		
		523.5-531 Volcanic bx as above, ground 1/8-1" clasts, mod soft					525	530	5	.101	.32	.107 @	
			530				530	535	5	.008	.20		
		531-541.5 aph wk foliated fine grain ash-flow, mod chl w/ silica floodg mod hard - mod sil					535	540	5	.002	.10		
		541.5-553 fine-med grain aph tuff Tan-gy crackle bx w/ sulf, dissem py	540			537 2.5" silicic (clay) vein @ 50 unsuitable vug filling 541-553 wk sulfide cem crackle bx	540	545	5	.004	.15		
							545	550	5	.003	.08		
			550		553-563 undulating frac at 1.1/ft @ 80 + 0-15 w/barite	551.5 1" silicic (clay or calcite) vn @ 80	550	555	5	.005	.26		
		553-560 SAB, but w/ clasts + silica floodel matrix and hydro bx overprint (rubble) Vugy, dissem marcasite, stibnite in vugs white clay on fracture				553-560, Vuggy sulfide rubble bx ± stibnite	555 560	560 565	5 5	.001 .002	.05 .09	.001	
			560		560.5 minor 1" frac zone @ 40		565	570	5	.002	.07		
		560-593 Med grain aph tuff Tan/gray w/ dissem marc. rubble + crackle bx overprint. str sil, silica floodg cements	570			560-586 str crackle bx w/ gray qtz, white clay, (dk qtz rubble bx) py-marc, vugs ± stibnite	570	575	5	.004	.13		

Bad

Fe Pink Partially

HOLE NUMBER 94-315 PAGE 6 OF 8

%REC	RQD	LITHOLOGY	FT	GRAPHIC LOG	STRUCTURE	ALTERATION AND MINERALIZATION	ANALYTICAL DATA FROM	TO	W	Au	Ag	Au2	Ag2
						SEE Above	575	580	5	.002	.06		
			580		577 minor broken zone 6" @ 70		580	585	5	.002	.06		
						(SEE Above) 586-599 vugy hydro crackle + rubble bx w/clear + dk barite rombs, tr stibnite	585	590	5	.004	.12		
			590		593-603 .5 frac/ft @ 60 w/ba	60-692 ba frac @ 0-15	590	595	5	.003	.13		
		593-599 homolithic volcanic bx with rare polylithic clasts. Most clast are Mal granitoid 1/8-1/2" subrounded-subang str hydro bx overprint - crackle + vugy rubble bx	600		603-615 1 frac/ft @ 40	594-597 rubble bx ± sulfed qtz + ba cements	595	600	5	.002	.23		
		599-619 green heterolithic volcaniclastic w/silica floating increasing up to un 1/8-1/4" sub angular to subrounded clasts clast supported + matrix supported multiple clast composition indicated by various degrees of clay-chl alt sulf dissem	610		615 minor 2" crushed zone 615-621 .9 frac/ft @ 40,60	599-619 wk chl, str sil minor dissem + vnlet sulf barite in vugs increase in silica floating at bottom	600	605	5	.003	.29		
							605	610	5	.013	.42		
							610	615	5	.006	.37	.006	
		619-635 str silica saturated volcaniclastics or breccia vein w/ dk sulfidic vein bands. Some clasts appear fractured and rotated	620		621-631 1.2 frac/ft @ 70-80	619-635 silica healed tectonic bx, (bx vn) frac clasts + vn material, str sil 621.5 1" bk qtz vn w/fine sulf dissem @ 60 621 3" gy qtz bx vn @ 60	615	619	4	.010	.30		
							619	621.5	2.5	.004	.71		
							621.5	627	5.5	.004	.18		
			630		631-633 .3 frac/ft 25 ∠ 60	629.5 white clay frac @ 60 w/ stibnite → 633	627	633	6	.003	.31		
		635-650 H gray fine grain ashy tuff w/ accr. lappili w/ str rubble → crackle bx			633-643 1.0 frac/ft undulating @ 80 minor @ 10	633-634 bk + wh qtz vn @ 60 Top 5" bk qtz w/ dissem sulf + white vn bx, also Second bk vn 1/2" frac in white qtz	633	635	2	.018	.04		
			640				635	640	5	.052	.02	.045	

DA 6/7/94
SEP

HOLE NUMBER 94-315 PAGE 7 OF 8

%REC	RQD	LITHOLOGY	FT	GRAPHIC LOG	STRUCTURE	ALTERATION AND MINERALIZATION
ADA 6/7/98 644.5 ↓ BMB 7/11 Footpt		650-684 fine grain lt gray aph tuff w/ 10% white clay altered feldspar laths, strong pyritic spotting of core	650 660 670 680 690 700 710		643-653 1.3 frac/ft @ 30 ±0 645.5 minor 1" crushed/shear next to vn 660-661 broken rk 663-673 1.2 frac/ft @ 15 70 673-693 .5 frac/ft @ 80 693-703 1.1 frac/ft @ 80 50 703-713 1 frac/ft @ 50 ⊥ 30	634-635 transition from bx vn to hydro by at base 635-636 hydro bx - rubble w/ med gy qtz + py 636-644.5 str crackle bx w/ med gy cements + fine py. 644.5 1½" sheared and healed bk qtz vn @ 75 healed by lt gy qtz. 644.5-684 wk-mod crackle bx w/ dusty qtz + py-marc. Spotted py replacement of core 5% (652-661) minor fine dk barite crystal in vugs + frac zone (672-674 spider text) 684-704 Mod rubble bx @ 15 w/ qtz and fine rk flour cements plus marcasite + py 704-751 EOH SEE below
		684-704 SAS with moderate hydro rubble bx @ 15°				
		704-751 fine grain lt gray aph tuff 10% clay alt feld				

ANALYTICAL DATA						
FROM	TO	W	Au	Ag	Au2	Ag2
640	645	5	.009	.02		
645	650	5	.035	.05		
650	655	5	.101	.90	.058 .223(g)	
655	660	5	.002	.03		
660	665	5	.047	.14	.071	
665	670	5	.047	.12		
670	675	5	.023	.07		
675	680	5	.040	.16	.043	
680	685	5	.028	.20		
685	690	5	.029	.12		
690	695	5	.027	.10		
695	700	5	.025	.12		
700	705	5	.032	.08		
705	710	6	.080	.07	.174 .119(g)	

HOLE NUMBER 94-315 PAGE 8 OF 8

%REC	RQD	LITHOLOGY	FT	GRAPHIC LOG	STRUCTURE	ALTERATION AND MINERALIZATION
		704-750 EOH lt gray aph tuff w/ white clay alt feldspars 10%. clays on fractures apear to be kaolinitic (sticks to tunge) tracyite porpyhrey Tuff	720 730 740 750		713-723 1.7 frac/ft @30, 0 723-733 1.5 frac/ft @50, 60 733-743 .8 frac/ft @ 60 743-751 frac/ft @ 15, 25	704-751 EOH. Mod-wk crackle bx. Veinlets @ 0, 20, 30, 40 1% spotted py replacement nil clay on frac.

ANALYTICAL DATA

FROM	TO	W	Au	Ag	Au2	Ag2
710	715	5	.004	.06		
715	720	5	.023	.08		
720	725	5	.019	.05		
725	730	5	.016	.05		
730	735	5	.005	.08		
735	740	5	.010	.10		
740	-745	5	.003	.09		
745	751	6	.018	.07		

HECLA MINING COMPANY – ROSEBUD PROJECT
GEOTECHNICAL DRILL LOG

HOLE # 94-315 DATE: 9/19/94 LOGGED BY: PAGE 1 OF 3

DRILL RUN FROM	DRILL RUN TO	SOLID CORE RECOVERY (%)	TOTAL CORE RECOVERY (%)	RQD	ROCK STRENGTH DOWNHOLE DEPTH	ROCK STRENGTH POINT LOAD INDEX (psi)	FRACTURE DATA FRACTURE DENSITY/FT.	FRACTURE DATA AVG. ANGLE TO C.A.	FRACTURE DATA ROUGHNESS	FRACTURE DATA INFILL	DENSITY DATA DOWNHOLE DEPTH	DENSITY DATA SAMPLE WEIGHT (g)	DENSITY DATA DISPLACEMENT (cc)	DENSITY DATA DENSITY (g/cc)
505	507.5	100	100	.92		R4								
507.3	513	100	100	1.0		R4	.6	85	K	clay-chl calcite un 1/8"	510	566	235	2.41
513	523	96	100	.78		R3	.8	60	VR	chl clay films	518	639.5	265	2.41
523	533	100	100	.88		R3	.8	70	R	chl clay film	528	555	220	2.52
533	543	100	100	.98		R3	.5	60	VR	minor clay	538	619.5	255	2.43
543	553	100	100	.84		R3	.8	80, ~~15~~ 25	VR	calcite un 1", clay-solf 1/8"	548	484	195	2.48
553	563	99	100	.75		R3	1.1	70, 30 50	R	silica	558	522	210	2.49
563	573	100	100	.77		R3	1.2	40, 50 5	R	silica	567	470.5	185	2.54
573	583	100	100	.77		R3	.8	undulating @ 80	S	chl clays	578	753.5	295	2.55
583	593	100	100	.60		R3	.9	un ~ 80, un ~ 0-15	R	chl clay / barite	588	750.5	295	2.54
593	603	100	100	.93		R3	.5	60	R	silica ± Ba	598	620	245	2.53

HECLA MINING COMPANY – ROSEBUD PROJECT
GEOTECHNICAL DRILL LOG

HOLE # 94-315 DATE: 9/19/94 LOGGED BY: _____ PAGE 2 OF 3

DRILL RUN FROM	DRILL RUN TO	SOLID CORE RECOVERY (%)	TOTAL CORE RECOVERY (%)	RQD	ROCK STRENGTH DOWNHOLE DEPTH	ROCK STRENGTH POINT LOAD INDEX (psi)	FRACTURE DATA FRACTURE DENSITY/FT.	FRACTURE DATA AVG. ANGLE TO C.A.	FRACTURE DATA ROUGHNESS	FRACTURE DATA INFILL	DENSITY DATA DOWNHOLE DEPTH	DENSITY DATA SAMPLE WEIGHT (g)	DENSITY DATA DISPLACEMENT (cc)	DENSITY DATA DENSITY (g/cc)
603	613	100	100	.88		R3	1.1	70	R	silica clay barite	608	559.5	220	2.54
613	621	100	100	.61		R3	.9	40, 60	R	silica clay films	618	450	180	2.50
621	631	98	100	.78		R3	1.2	70-80	R	1/8" white clay	626	512.5	205	2.50
631	633	100	100	.85		R3	.3	25 ⊥ 60	R	1/8" clay silica Rh				
633	643	99	100	.74		R3	1.0	undulating @80 minor @10	R	clay coating si Rh	638	652.5	260	2.51
643	653	100	100	.83		R3	1.3	30 0	R	SAS	648	622	250	2.49
653	663	100	100	.65		R3	>2 Frac Zone 5"	70	R	SAS	658	465	190	2.45
663	673	100	100	.75		R3	1.2	15, 70	R	qtz coating	668	668.5	275	2.43
673	683	100	100	.87		R3	.8	80	R	nil	678	695.5	290	2.40
683	693	100	100	.97		R3	.4	80	R	nil	688	635	260	2.44
693	703	100	100	.84		R3	1.1	80, 50	R	nil	698	553	225	2.46

HECLA MINING COMPANY – ROSEBUD PROJECT
GEOTECHNICAL DRILL LOG

HOLE # 94 - 315 DATE: 9/19 LOGGED BY: LJO PAGE 3 OF 3

DRILL RUN FROM	DRILL RUN TO	SOLID CORE RECOVERY (%)	TOTAL CORE RECOVERY (%)	RQD	ROCK STRENGTH DOWNHOLE DEPTH	ROCK STRENGTH POINT LOAD INDEX (psi)	FRACTURE DATA FRACTURE DENSITY/FT.	FRACTURE DATA AVG. ANGLE TO C.A.	FRACTURE DATA ROUGHNESS	FRACTURE DATA INFILL	DENSITY DATA DOWNHOLE DEPTH	DENSITY DATA SAMPLE WEIGHT (g)	DENSITY DATA DISPLACEMENT (cc)	DENSITY DATA DENSITY (g/cc)
703	713	100	100	.79		R3	1.0	50 ⊥ 30	R	nil	708	568	240	2.37
713	723	100	100	.71		R3	1.7	30, 0	R	nil	718	599	250	2.40
723	733	100	100	.66		R3	1.5	50, 60	R	chl	728	507.5	210	2.42
733	743	100	100	.91		R3	.8	60	S	chl.	738	472.5	195	2.42
743	751	100	100	.95		R3	.8	15, 25	S	qtz chy	745	621.5	260	2.39

ANALYSIS REPORT

American Assay Laboratories

P.O. BOX 71060
RENO, NV,,U.S.A.,
Ph.1-702-356-0606, Fax.1-702-356-1413
Telex:

HECLA MINING CO.

COPIES TO : CHARLIE MUERHOFF
:
:
:

CLIENT REFERENCE No: 94-315B
LABORATORY JOB No. : SP030772
SAMPLE TYPE :

RECEIVED : 6 SEP 1994
REPORTED : 13 SEP 1994
No. SAMPLES : 51

ANALYSIS	ANALYTICAL METHOD	QUALITY PARAMETER	UNIT	DETECTION
Au(OZ)	FA30	15%	OPT	0.001
Au(RZ)	FA30	15%	OPT	0.001

SIGNATORY : Sue Faircloth M.S.

AMERICAN ASSAY LABORATORIES
ANALYSIS REPORT

American Assay Laboratories

CLIENT : HECLA MINING CO.
PROJECT : ROSEBUD
REFERENCE : 94-315B
JOB NUMBER : SP030772
REPORTED : 13 SEP 1994

SAMPLES	Au(OZ) FA30 OPT	Au(RZ) FA30 OPT
94-315B 00-15	<0.001	
94-315B 15-25	0.002	
94-315B 25-35	<0.001	
94-315B 35-45	<0.001	
94-315B 45-55	0.001	
94-315B 55-65	<0.001	
94-315B 65-75	0.002	
94-315B 75-85	0.002	
94-315B 85-95	0.002	
94-315B 95-105	0.001	
94-315B 105-115	0.002	
94-315B 115-125	0.001	
94-315B 125-135	0.001	
94-315B 135-145	0.001	
94-315B 145-155	0.002	
94-315B 155-165	0.001	
94-315B 165-175	<0.001	
94-315B 175-185	0.002	
94-315B 185-195	<0.001	
94-315B 195-205	0.003	
94-315B 205-215	0.003	
94-315B 215-225	0.006	0.007
94-315B 215-225A	0.006	
94-315B 225-235	0.006	
94-315B 235-245	0.004	

AMERICAN ASSAY LABORATORIES
ANALYSIS REPORT

American Assay Laboratories

CLIENT : HECLA MINING CO.
PROJECT : ROSEBUD
REFERENCE : 94-315B
JOB NUMBER : SP030772
REPORTED : 13 SEP 1994

SAMPLES	Au(OZ) FA30 OPT	Au(RZ) FA30 OPT
94-315B 245-255	0.004	
94-315B 255-265	0.006	
94-315B 265-275	0.004	
94-315B 275-285	0.003	
94-315B 285-295	0.002	
94-315B 295-305	0.004	0.005
94-315B 305-315	0.007	
94-315B 315-325	0.005	
94-315B 325-335	0.004	
94-315B 335-345	<0.001	
94-315B 345-355	0.002	
94-315B 355-365	<0.001	
94-315B 365-375	0.002	
94-315B 375-385	0.007	
94-315B 385-395	0.005	
94-315B 395-405	0.003	
94-315B 405-415	0.002	
94-315B 415-425	0.004	0.004
94-315B 425-435	0.010	
94-315B 435-445	0.006	
94-315B 445-455	0.011	
94-315B 455-465	0.004	
94-315B 465-475	0.004	
94-315B 475-485	0.003	
94-315B 485-495	0.003	

AMERICAN ASSAY LABORATORIES
ANALYSIS REPORT

American Assay Laboratories

CLIENT : HECLA MINING CO.
PROJECT : ROSEBUD
REFERENCE : 94-315B
JOB NUMBER : SP030772
REPORTED : 13 SEP 1994

SAMPLES	Au(OZ) FA30 OPT	Au(RZ) FA30 OPT
94-315B 495-505	0.008	

ANALYSIS REPORT

American Assay Laboratories Inc.

P.O. BOX 71060
RENO, NV,,U.S.A.,
Ph.1-702-356-0606, Fax.1-702-356-1413
Telex:

HECLA MINING CO.

COPIES TO : CHARLIE MUERHOFF
:
:
:

CLIENT REFERENCE No: 94-315
LABORATORY JOB No. : SP031051
SAMPLE TYPE :

RECEIVED : 27 SEP 1994
REPORTED : 24 OCT 1994
No. SAMPLES : 50

ANALYSIS	ANALYTICAL METHOD	QUALITY PARAMETER	UNIT	DETECTION
Au(OZ)	FA60	15%	OPT	0.001
Au(RZ)	FA60	15%	OPT	0.001
AuGRAV	GRAV	15%	OPT	0.001
Ag(OZ)	D210	10%	OPT	0.02

SIGNATORY : Sue Faircloth M.S.

AMERICAN ASSAY LABORATORIES
ANALYSIS REPORT

American Assay Laboratories Inc.

CLIENT : HECLA MINING CO.
PROJECT : ROSEBUD
REFERENCE : 94-315
JOB NUMBER : SP031051
REPORTED : 24 OCT 1994

SAMPLES	Au(OZ) FA60 OPT	Au(RZ) FA60 OPT	AuGRAV GRAV OPT	Ag(OZ) D210 OPT
94-315 505-510	0.007			0.07
94-315 510-515	0.004			0.07
94-315 515-520	0.009			0.10
94-315 520-525	0.007			0.11
94-315 525-530	0.101		0.107	0.32
94-315 530-535	0.008			0.20
94-315 535-540	0.002			0.10
94-315 540-545	0.004			0.15
94-315 545-550	0.003			0.08
94-315 550-555	0.005			0.26
94-315 555-560	0.001	0.001		0.05
94-315 560-565	0.002			0.09
94-315 565-570	0.002			0.07
94-315 570-575	0.004			0.13
94-315 575-580	0.002			0.06
94-315 580-585	0.002			0.06
94-315 585-590	0.004			0.12
94-315 590-595	0.003			0.13
94-315 595-600	0.002			0.23
94-315 600-605	0.003			0.29
94-315 605-610	0.013			0.42
94-315 610-615	0.006	0.006		0.37
94-315 615-619	0.010			0.30
94-315 619-621.5	0.004			0.71
94-315 621.5-627	0.004			0.18

AMERICAN ASSAY LABORATORIES

ANALYSIS REPORT

American Assay Laboratories Inc.

CLIENT : HECLA MINING CO.
PROJECT : ROSEBUD
REFERENCE : 94-315
JOB NUMBER : SP031051
REPORTED : 24 OCT 1994

SAMPLES	Au(OZ) FA60 OPT	Au(RZ) FA60 OPT	AuGRAV GRAV OPT	Ag(OZ) D210 OPT
94-315 627-633	0.003			0.31
94-315 633-635	0.018			0.04
94-315 635-640	0.052	0.045		0.02
94-315 640-645	0.009			0.02
94-315 645-650	0.035			0.05
94-315 650-655	0.101	0.058	0.223	0.90
94-315 655-660	0.002			0.03
94-315 660-665	0.047	0.071		0.14
94-315 665-670	0.047			0.12
94-315 670-675	0.023			0.07
94-315 675-680	0.040	0.043		0.16
94-315 680-685	0.028			0.20
94-315 685-690	0.029			0.12
94-315 690-695	0.027			0.10
94-315 695-700	0.025			0.12
94-315 700-705	0.032			0.08
94-315 705-710	0.080	0.174	0.119	0.07
94-315 710-715	0.004			0.06
94-315 715-720	0.023			0.08
94-315 720-725	0.019			0.05
94-315 725-730	0.016			0.05
94-315 730-735	0.005			0.08
94-315 735-740	0.010			0.10
94-315 740-745	0.003			0.09
94-315 745-751	0.018			0.07

Hecla Mining Co
Rosebud Project
94 - 315
1"
DOWN

Hecla Mining Co
Rosebud Project
94 - 315
1"
DOWN

643
Hecla Mining Co
Rosebud Project
94 - 315
1"
DOWN

Hecla Mining Co
Rosebud Project
94-315
1"
DOWN
631
632

Hecla Mining Co
Rosebud Project
94 - 315
1"
DOWN
129

Hecla Mining Co
Rosebud Project
94-315
1"
DOWN
613

Hecla Mining Co
Rosebud Project
94-315
1"
DOWN
603

Hecla Mining Co
Rosebud Project
94 - 315
1"
DOWN

Hecla Mining Co
Rosebud Project
94-315
1"
DOWN
593

Hecla Mining Co
Rosebud Project
94-315
1"
DOWN
583

Hecla Mining Co
Rosebud Project
94 - 315
1"
DOWN

Hecla Mining Co
Rosebud Project
94 - 315
1"
DOWN
57'

Hecla Mining Co
Rosebud Project
94-315
1"
DOWN
563

Hecla Mining Co
Rosebud Project
94 - 315
1"
DOWN
55

Hecla Mining Co
Rosebud Project
94-315
1"
DOWN
543

533
Hecla Mining Co
Rosebud Project
94 - 315
1"
DOWN

Hecla Mining Co
Rosebud Project
94 - 315
1"
DOWN

Hecla Mining Co
Rosebud Project
94 - 315
1"
DOWN
507.5
513

Hecla Mining Co
Rosebud Project
94 - 315
1"
DOWN

Hecla Mining Co
Rosebud Project
94-315
1"
DOWN
733

Hecla Mining Co
Rosebud Project
94 - 315
1"
DOWN
713

Hecla Mining Co
Rosebud Project
94-315
1"
DOWN
703

Hecla Mining Co
Rosebud Project
94 - 315
1"
DOWN
693

Hecla Mining Co
Rosebud Project
94-315
1"
DOWN
383

S12
Mining Co
ud Project
316


HECLA Mining Co
Rosebud Project
94-316
1"
DOWN


HECLA Mining Co
Rosebud Project
94-316
1"
DOWN