60001182

Mining District File Summary Sheet

DISTRICT	Rosebud
DIST_NO	4010
COUNTY If different from written on document	Pershing
TITLE If not obvious	Rosebud Drill Hole File – Hole No. D-281-98
AUTHOR	S. King; K. Allen; A. Niles
DATE OF DOC(S)	1998
MULTI_DIST Y / (N?) Additional Dist_Nos:	
QUAD_NAME	Sulphur 7.5'
P_M_C_NAME (mine, claim & company names)	Rosebud Mine; Rosebud Project; Rosebud Mining Co. LLC Hecla Mining Co.
COMMODITY If not obvious	gold; silver
NOTES	Drill log; geology; assay; photographs; total depth 320' receipt; handwritten notes; downhole camera images 39p. 3 down hole camera images

Keep docs at about 250 pages if no oversized maps attached
(for every 1 oversized page (>11x17) with text reduce
the amount of pages by ~25)

SS: DD 5/14/08
Initials Date
DB: mal
Initials Date
SCANNED: NB
Initials Date

Revised: 1/22/08

D-281-98

60001182 4010

60061182

- quartz, chalcedony, silicification
- faults, fractures
- FeOx
- BARITE
- sulfide
- calcite, carbonate
- argillization, white clays
- propylitization
- potassic alteration
- chlorite, chloritic clays

Hecla
MINING COMPANY

ROSEBUD PROJECT
DIAMOND DRILL LOG

HOLE NUMBER	D-281-98	LOCATION	STOPE 50, NORTH SEC 1425
PAGE 1 OF 5		NORTHING	
DATE	9/9 – 11/98	EASTING	
LOGGED BY	ALLYN NILES	ELEVATION	
SCALE	1" = 10'	AZIMUTH	125
TOTAL DEPTH	320	INCLINATION	35

REMARKS

REC	RQD	LITHOLOGY	FT	GRAPHIC LOG	STRUCTURE	ALTERATION AND MINERALIZATION
0.0 – 1.5		TOS GREEN LAPILLI TUFF			1.5 CONTACT SHARP AUTO BXA W/ FG, MASSIVE CLASTS	
1.5 – 31.0		1.5 – 31.0				1.5 – 28.0 ZONES TO 2"ø OF DISSEM PYRITE ASSOC. W/ FRACTURE FILLINGS & VNS,
FINE GRAIN MASSIVE		VERY LT GREEN, VERY FINE GRAIN, VERY FEATURELESS.	10			12.0' QUARTZ/CALCITE/ MARC. VN W/ SOME RED QUARTZ.
						0 – 29.0 MINOR CALCITE VEINING
			20			
					28.0 – 32.0 BXA ZONE HEALED, ANGULAR FRAGS.	28.0 – 32.0 CEMENTED W/ PROPYLITIC CLAY, SILICA, MARC., PYRITE.
31.0 –	142.1	31.0 –	30		33.0 – 127.0 MOST VEINS, LATER STAGE FRACTURES @ 90° TO DIP OF BEDS	33.6 – 37.0 INCREASED QUARTZ, BLADED MARC. VNS,
PLANAR		INTERBEDDED FINE GRAIN FLOWS, TUFFACEOUS BEDS, VESICULAR FLOWS. PLANAR FEATURES FAIRLY COMMON AS VESICLE TRAINS, FLOW BANDS OR BOTH. NO DEFINE CONTACTS BETWEEN BEDS EXCEPT FOR SPORADIC THIN (2"ø) TUFF BEDS. COLOR IS GENERALLY PINKISH W/ SOME LT. GREEN-GRAY BEDS	40		36.0 – 36.5 HEALD BXA, ANGULAR FRAGS, MOSAIC TYPE	36.0 – 36.5 CEMENTED W/ SILICA, QUARTZ, SULFIDES
						40.0 – 54.0 ROUND TO IRREGULAR SHAPED SHAPED SULFIDIC SELVAGES ASSOC. W/ SULFIDE VNS & FRACTURE FILLINGS.
			50			38.5 – 56.5 SCATTERED OPEN FRACTURES LINED W/ MARC., DROZY QUARTZ,

ANALYTICAL DATA						
FROM	TO	W	Au	Ag	Au2	Ac
0.0	1.5					
1.5	7.0					
7.0	12.0					
12.0	17.0					
17.0	22.0					
22.0	27.0					
27.0	31.0					
31.0	33.6					
33.6	37.0					
37.0	42.2					
42.2	47.0					

HOLE NUMBER D-281-98 PAGE 2 OF 5

LITH.	OX/RED.	LITHOLOGY	FT	GRAPHIC LOG	STRUCTURE	ALTERATION AND MINERALIZATION
31.0 - 142.1 PLANAR SLIGHTLY LAMINAR	142.1	31.0 - 142.1 SEE DESCRIPTION PAGE 1	60, 70, PIMA → 80, 90, 100, 110, 120		33.0 - 127.0 MOST VNS, & LATER STAGE FRACTURES @ 90° OR OBLIQUE ∡'S TO BED PLANES. 56.0 - 67.0 INCREASING FREQUENCY OF VEINS/OPEN SPACE FILLINGS. 62.0 - 65.0 CRACKLE ZONE 67.0 - 74.0 STRONG VEINING. 69.0 - 70.0 THIN HEALED BXA & OPEN BXA 79.0 - 100.0 SCATTERED VEINS & OPEN SPACES TO 2" ⌀. 94.0 - 95.0 HEALED BXA, MOSAIC TYPE, CLAST SUPPORTED. 100.0 - 107.3 BXA. ROUND → SUBANGULAR FRAGS, CLAST SUPPORTED MOSAIC TYPE, HEMOLITHIC W/ VESICULAR FLOW FRAGS. 117.5 - 120.0 HEALED MOSAIC BXA	56.0 - 67.0 VEINS & OPEN SPACES LINED/FILLED W/ MARC., WHITE CLAY, DRUZY QUARTZ SOME BARITE, VARIABLE PROPYLITIC CLAY. 67.0 - 74.0 VEINS & OPEN FRACTURES LINED/FILLED W/ WHITE CLAY BLADED MARC., DRUZY QUARTZ 79.0 - 100.0 VEINS & OPEN SPACES FILLED/LINED W/ DRUZY QUARTZ, WHITE CLAY, BLADED MARC, MINOR PROPYLITIC CLAY 94.0 - 95.0 BXA CEMENTED W/ SILICA, WHITE CLAY, SULFIDES. 100.0 - 107.3 CEMENTED W/ OPEN SPACES LINED W/ QUARTZ, DRUZY QUARTZ, MARC., WHITE CLAY, 114.0 - 133.0 ROUND TO IRREGULAR SULFIDIC SELVAGES ASSOC. W/ FRACTURE/VEINS. 117.5 - 120.0 CEMENTED W/ QUARTZ, DRUZY QUARTZ, WHITE CLAY, BLADED MARC, CALCITE

ANALYTICAL DATA

FROM	TO	W	Au	Ag	Au2
47.0	52.0				
52.0	55.0				
55.0	57.0				
57.0	60.0				
60.0	63.8				
63.8	67.0				
67.0	71.0				
71.0	74.5				
74.5	78.8				
78.8	82.3				
82.3	84.5				
84.5	87.0				
87.0	91.0				
91.0	93.3				
93.3	97.0				
97.0	100.0				
100.0	103.5				
103.5	107.5				
107.5	112.0				
112.0	117.2				
117.2	120.0				

HOLE NUMBER D-281-98 PAGE 3 OF 5

LITH.	OX/RED.	LITHOLOGY	FT	GRAPHIC LOG	STRUCTURE	ALTERATION AND MINERALIZATION
31.0 – 142.1 PLANAR		31.0 – 142.1 SEE DESCRIPTION PAGE 1	130, 140, 150, 160, 170, 180, 190		127.0 FLOW CONTACT, SHARP W/ CHILLED + DEVIT MARGIN 132.0 – 134.5 CRACKLE ZONE ASSOC. W/ BXA 134.5 – 142.1 BRECCIA ZONES. HOMOLITHIC TO 139.2, APPEARS HETEROLITHIC 139.2–142.1 ALTHOUGH MAP DUE TO DIFFERENTIAL ALT. OF CLASTS, MOSAIC TYPE, CLAST SUPPORTED 142.1 – 149.0 CRACKLE ZONE W/ SOME BXA, RELATED TO BXA ABOVE.	111.5 – 139.0 MOD. CALCITE OFTEN W/ WHITE CLAY 132.0 – 134.5 SLIGHT INCREASE IN QUARTZ, SOME SILICA REP. 134.5 – 142.1 BRECCIA CEMENTED W/ QUARTZ, DRUZY QUARTZ, WHITE & GREEN CLAY, BLADED MARC., SOME CLASTS ARE SILICA REPLACED USUALLY WHERE QUARTZ STOCKWORK IS STRONG.
142.1 – 158.1 FINE GRAIN MASSIVE		142.1 – 158.1 GREEN, EXTREEMLY FINE GRAIN, FRACTURE PATTERN RESEMBLES VITROPHYRE. SCATTERED ROUND VESICLES USUALLY FILLED W/ GREEN CLAY OR SULFIDES			154.5 – 157.5 STOCKWORK QUARTZ/MARC. VEINS, 6" BXA.	
158.1 – 212.5 VITROPHYRE		158.1 – 212.5 GREEN TO LT. GREEN, EXTREEMLY FINE GRAIN TO GLASSY. SPIDER WEB FRACTURE PATTERN RESEMBLES CRACKED GLASS.		PIMA → VISIBLE GOLD X-TALS ON QUARTZ IN BXA. →	158.1 CONTACT IS FAULTED, BXA. 169.0 – 170.5 BXA 167.8 – 192.0 MOD → STRONG VEINING & OPEN SPACE FILLINGS, SOME STOCKWORK QUARTZ VEINS MAY BE CEMENTING BXA'S BUT WITH EXISTING DEVIT FRACTURE PATTERN IT IS DIFFICULT TO SEE. MAY BE THICK BXA ZONE TO 181.5. 186.0 – 186.5 THIN 2" ø BXA, MATRIX-SUPPORTED	157.5 – 158.1 BRECCIA CEMENTED W/ QUARTZ, BLADED MARC., WHITE CLAY. VISIBLE GOLD ON QUARTZ @ 158.1 IN VUG W/ OCTAHEDRAL HABIT. 169.0 – 170.5 CEMENTED W/ QUARTZ, DRUZY QTZ., MARC., WHITE CLAY. 167.8 – 192.0 VEINS & OPEN SPACES LINED/FILLED W/ BLADED MARC., QUARTZ & DRUZY QUARTZ, WHITE CLAY. CALCITE SEEMS TO REPLACE WHITE CLAY AFTER 182.6. 182.6 – 192.0 STRONG CALCITE VEINING, APPEARS LATE STAGE, AFTER MARC?. 186.0 – 186.5 MATRIX IS CALCITE & MARC.

ANALYTICAL DATA

FROM	TO	W	Au	Ag	Au2
120.0	125.0				
125.0	130.0				
130.0	134.5				
134.5	139.0				
139.0	142.0				
142.0	146.0				
146.0	149.0				
149.0	154.5				
154.5	157.0				
157.0	158.1				
158.1	163.0				
163.0	167.8				
167.8	171.7				
171.7	175.3				
175.3	178.9				
178.9	182.6				
182.6	185.3				
185.3	188.0				

HOLE NUMBER D-281-98 PAGE 4 OF 5

LITH.	OX/RED.	LITHOLOGY	FT	GRAPHIC LOG	STRUCTURE	ALTERATION AND MINERALIZATION	ANALYTICAL DATA FROM	TO	W	Au	Ag	Au2
158.1 - 212.5 VITRO PHYRE		158.1-212.5 SEE DESCRIPTION PAGE 3 PMA →	200, 210, 220, 230, 240, 250, 260		197.0 - 205.9 STRONG VEINING & OPEN FRACTURE FILLING 202.0 BXA ~3" ø 203.0 THIN 1" BXA 209.7 - 214.8 STRONG VEINING & OPEN SPACE FILLING 212.5 CONTACT? VERY GRADATIONAL CHANGE. 212.5 - 242.8 LATER STAGE VEINS & OPEN FRACTURES CUT PLANAR FEATURES AT CLOSE TO 90°. 242.8 GRADATIONAL CONTACT 242.8 - 249.0 NO SIGNIFICANT VEINING. 249.0 GRADATIONAL CONTACT 250.5 - 257.5 MOD. VEINING & OPEN FRACTURE FILLING. 257.0 - 257.5 MOSAIC HEALED BXA W/ CRACKLE ZONE TO 258.0	197.0 - 205.9 VEINS & OPEN FRACTURES LINED/FILLED W/ BLADED MARC, VARIABLE PYRITE, WHITE CLAY, QUARTZ, DRUZY QUARTZ. 202.0 CEMENTED W/ MARC., QUARTZ & WHITE CLAY 203.0 BXA CEMENTED W/ QUARTZ & WHITE CLAY 207.5 - 256.0 ROUND TO IRREGULAR SHAPED SULFIDIC SELAGES ASSOC. W/ SULFIDE VEINLETS & FRACT. FILLINGS. 209.7 - 214.8 OPEN SPACES & VEINS LINED/FILLED W/ BLADED MARC., DRUZY QUARTZ, QUARTZ, WHITE CLAY. 212.5 - 242.8 WEAK TO MOD. VEINING & OPEN SPACES LINED/FILLED W/ DRUZY QUARTZ, BLADED MARC, WHITE CLAY, PROPOLITIC CLAY. 237.5 1" ø ZONE OF VESICLES, SOME FILLED W/ WHITE CLAY, OTHERS VACANT OR LINED W/ DRUZY QTZ. ASSOC. W/ SULFIDIC SELVAGE. 250.5 - 257.5 VEINS & OPEN FRACTS LINED/FILLED W/ DRUZY QUARTZ, BLADED MARC, MINOR WHITE CLAY & BARITE. 257.5 - 262.0 VEIN FILLED W/ HARD WHITE/YELLOW CLAY & MINOR BLADED MARC.	188.0 192.0 197.0 200.0 203.0 205.9 209.7 212.5 214.8 217.0 222.0 227.0 232.2 236.0 240.8 242.8 245.5 249.0 252.0 255.7 257.9	192.0 197.0 200.0 203.0 205.9 209.7 212.5 214.8 217.0 222.0 227.0 232.2 236.0 240.8 242.8 245.5 249.0 252.0 255.7 257.9					
212.5 - 242.8 PLANAR LAMINAR		212.5 - 242.8 GREEN TO PINKISH, FINE GRAIN, PLATY LAMINATIONS TO 222'. PLANAR FEATURES AS VESICLES TRAINS & FLOW BANDS.										
242.8 - 249.0 SPOTTED TUFF		242.8 - 249.0 LT. GREEN TO PINKISH, VESICULAR W/ OVAL → FLATTENED VESICLES LINED/FILLED W/ GREEN OR WHITE CLAY, LINED W/ DRUZY QUARTZ.										
249.0 - 282.0 PLANAR LAMINAR		249.0 - 282.0 PINK TO BLUE-GREEN, FINE GRAIN W/ WELL DEFINED PLANAR FEATURES TO 274.4'. VARIABLE TOFFACEOUS BEDS, WATER-LAIN? 274.4 - 282.0. PMA →										

HOLE NUMBER D-281-98 PAGE 5 OF 5

LITH.	OX/RED.	LITHOLOGY	FT	GRAPHIC LOG	STRUCTURE	ALTERATION AND MINERALIZATION	ANALYTICAL DATA FROM	TO	W	Au	Ag	Au2
249.0 - 282.0 PLANAR LAMINAR		249.0 - 282.0 SEE DESCRIPTION PAGE 4 274.4 - 276.9 LAPILLI TUFF GRADING INTO COARSE TUFF SS.	270 280	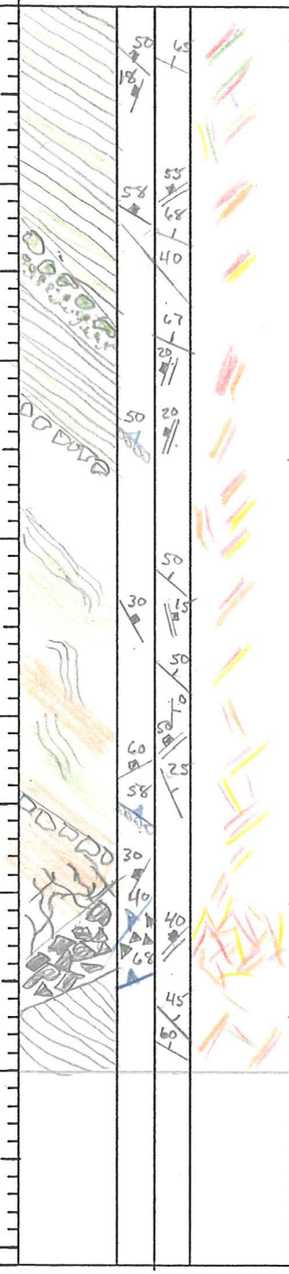	257.9 - 262.0 MOD VEINING. 262.0 - 302.5 WEAK VEINING	257.9 - 262.0 VEINS ARE HARD WHITE/YELLOW CLAY W/ VARIABLE BLADED MARC. 262.0 - 302.5 VEINS MOSTLY HARD WHITE CLAY + BLADED MARC., SOME PYRITE., MINOR QUART & DRUZY QUARTZ.	257.9 262.0 267.0 272.0 277.0	262.0 267.0 272.0 277.0 282.0				
282.0 - 314.5 F.G. MASSIVE ?		282.0 - 314.5 LT. GRAY → GREENISH → PINKISH, FINE GRAIN FLOW(S) W/ ISOLATED ZONES OF FLOW BANDS, OFTEN CONTORTED. INTERBEDS OF VERY LT. GREEN FINE GRAIN TUFF. SEVERAL AUTO BRECCIAS INDICATE 3-4 FLOW EVENTS OF 2' - 10'+ THICKNESS.	290 300 310 320		283.5 - 284.5 AUTO BRECCIA FLOW BASE? 285.0 - 288.5 WEAK → MOD VEINING & OPEN SPACE FILLINGS. 302.5 - 310.0 INCREASED VEINS & OPEN SPACE FILLING ASSOC. W/ ARGILLIC ALT. 305.8 - 306.4 AUTO BRECCIA FLOW BASE 310 - 312 CRACKLE ZONE ASSOC. W/ BXA 312.0 - 315.5 HEALED MOSAIC BXA, HOMOLITHIC W/ F.G. MASSIVE FRAGS. TO 314.6, PLANAR FRAGS. AFTER	283.5 - 284.0 6" ø SULFIDIC SELVAGE IN AUTO BXA. 285.0 - 288.5 VEINS/OPEN SPACES LINED/FILLED W/ DRUZY QUARTZ & MARC W/ PYRITE. 291.0 - 294.0 MOD. ARGILLIC ALT. 297.0 - 299.5 WEAK → MOD. ARGILLIC ALT 302.5 - 310.0 VEINS & OPEN SPACES FILLED W/ BLADED MARC., DRUZY QTZ., PYRITE. 304.8 - 308.0 WEAK → MOD. ARGILLIC ALT 308.0 - 310.0 MOD → STRONG ARGILLIC ALT. 312.0 - 315.5 MATRIX/CEMENT IS HARD WHITE CLAY W/ MOD. MARC. & PYRITE ON/AFTER MARC, MINOR DRUZY QUARTZ W/ MARC.	282.0 287.0 292.0 296.8 302.0 307.0 310.0 312.0 315.5	287.0 292.0 296.8 302.0 307.0 310.0 312.0 315.5 320.0				
314.5 - 320.0 PLANAR LAMINAR		314.5 - 320.0 PINK TO GREEN, FINE GRAIN. PLANAR BANDED FLOW.										
		T.D. 320.0'										

HECLA MINING COMPANY – ROSEBUD PROJECT
GEOTECHNICAL DRILL LOG

HOLE # D-281-98 DATE: 9/8/98 LOGGED BY: ALLYN WILES. PAGE 1 OF 4

DRILL RUN		SOLID CORE RECOVERY (%)	TOTAL CORE RECOVERY (%)	RQD	ROCK STRENGTH		FRACTURE DATA				DENSITY DATA			
FROM	TO				DOWNHOLE DEPTH	POINT LOAD INDEX (psi)	FRACTURE DENSITY /FT.	AVG. ANGLE TO C.A.	ROUGHNESS	INFILL	DOWNHOLE DEPTH	SAMPLE WEIGHT (g)	DISPLACEMENT (cc)	DENSITY (g/cc)
0.0	5.0	74.0	96.0	10.0										
5.0	7.0	110.0	110.0	75.0										
7.0	12.0	100.0	100.0	30.0										
12.0	17.0	100.0	100.0	28.0										
17.0	27.0	99.0	99.0	64.0										
27.0	37.0	102.0	101.0	78.0										
37.0	47.0	100.0	100.0	69.0										
47.0	57.0	100.0	100.0	88.0										
57.0	67.0	99.0	99.0	79.0										
67.0	77.0	96.0	101.0	73.0										
77.0	87.0	98.0	100.0	56.0										

HECLA MINING COMPANY – ROSEBUD PROJECT
GEOTECHNICAL DRILL LOG

HOLE # D-281-98 DATE: 9/8-9/98 LOGGED BY: _____ PAGE 2 OF 4

DRILL RUN		SOLID CORE RECOVERY (%)	TOTAL CORE RECOVERY (%)	RQD	ROCK STRENGTH		FRACTURE DATA				DENSITY DATA			
FROM	TO				DOWNHOLE DEPTH	POINT LOAD INDEX (psi)	FRACTURE DENSITY /FT.	AVG. ANGLE TO C.A	ROUGHNESS	INFILL	DOWNHOLE DEPTH	SAMPLE WEIGHT (g)	DISPLACEMENT (cc)	DENSITY (g/cc)
87.0	97.0	95.0	100.0	79.0										
97.0	107.0	100.0	100.0	85.0										
107.0	114.0	100.0	100.0	50.0										
114.0	122.0	100.0	100.0	68.0										
122.0	132.0	100.0	100.0	88.0										
132.0	142.0	100.0	100.0	84.0										
142.0	149.0	85.7	90.0	55.7										
149.0	157.0	100.0	100.0	90.0										
157.0	167.0	104.0	104.0	85.0										
167.0	177.0	100.0	100.0	90.0										
177.0	187.0	100.0	103.0	85.0										

HECLA MINING COMPANY – ROSEBUD PROJECT
GEOTECHNICAL DRILL LOG

HOLE # D-281-98 DATE: _____ LOGGED BY: _____ PAGE 3 OF 4

DRILL RUN		SOLID CORE RECOVERY (%)	TOTAL CORE RECOVERY (%)	RQD	ROCK STRENGTH		FRACTURE DATA				DENSITY DATA			
FROM	TO				DOWNHOLE DEPTH	POINT LOAD INDEX (psi)	FRACTURE DENSITY /FT.	AVG. ANGLE TO C.A.	ROUGHNESS	INFILL	DOWNHOLE DEPTH	SAMPLE WEIGHT (g)	DISPLACEMENT (cc)	DENSITY (g/cc)
187.0	197.0	94.0	94.0	71.0										
197.0	207.0	100.0	100.0	60.0										
207.0	214.0	85.7	100.0	55.7										
214.0	222.0	95.0	86.0	12.5										
222.0	(4) 227.0	30.0	60.0	10.0										
227.0	(7) 233.0	81.4	111.6	31.4										
233.0	236.0	33.3	73.3	0										
236.0	242.0	62.5	83.3	10.0										
242.0	252.0	120.0	120.0	62.0										
252.0	262.0	100.0	100.0	77.0										
262.0	272.0	96.0	97.0	38.0										

HECLA MINING COMPANY – ROSEBUD PROJECT
GEOTECHNICAL DRILL LOG

HOLE # D-281-98 DATE: 9/9/98 LOGGED BY: ALLYN WILES PAGE 4 OF 4

DRILL RUN		SOLID CORE RECOVERY (%)	TOTAL CORE RECOVERY (%)	RQD	ROCK STRENGTH		FRACTURE DATA				DENSITY DATA			
FROM	TO				DOWNHOLE DEPTH	POINT LOAD INDEX (psi)	FRACTURE DENSITY /FT.	AVG. ANGLE TO C.A.	ROUGHNESS	INFILL	DOWNHOLE DEPTH	SAMPLE WEIGHT (g)	DISPLACEMENT (cc)	DENSITY g/cc
272.0	282.0	100.0	100.0	61.0										
282.0	292.0	100.0	100.0	71.0										
292.0	302.0	100.0	100.0	82.0										
302.0	312.0	95.0	98.0	70.0										
312.0	320.0	111.2	111.2	77.5										

American Assay Laboratories

INVOICE

Remit To: P.O. Box11530
Reno, Nevada 89510
Phone NO.: 702-356-0606
Fax No.: 702-356-1413

AMERICAN ASSAY LABORATORIES
1500 GLENDALE AVE.
SPARKS, NV 89431-5902

(702) 356-0606

INVOICE NO: SP 0050635-IN
INVOICE DATE: 10/01/98

INVOICE TO:
THE ROSEBUD MINING CO., LLC
HECLA MINING COMPANY, OPERATOR
P.O. BOX 2610
WINNEMUCCA NV 89446

THE ROSEBUD MINING CO., LLC
HECLA MINING COMPANY, OPERATOR
P.O. BOX 2610
WINNEMUCCA NV 89446

CUSTOMER P.O.	PROJECT	TERMS
D-281-98	DEVELOPMENT	NET 30 - DUE IN U.S. DOLLAR

QUANTITY	DESCRIPTION	PRICE	AMOUNT
85	SAMPLES RECEIVED	.00	.00
84	DRYING	1.00	84.00
84	JAW CRUSHING CHARGE	1.30	109.20
84	COARSE MILLING CHARGE	4.50	378.00
84	SPLITTING CHARGE	2.40	201.60
84	RING MILLING CHARGE	2.00	168.00
85	Au (1 A.T. FIRE ASSAY)	8.00	680.00
21	Au ANALYSES/GRAVIMETRIC	8.75	183.75
85	HYDROCHLORIC/NITRIC DIGESTION	2.00	170.00
85	Ag ANALYSES	1.00	85.00

86-5110-477
KDA

NET INVOICE:	2,059.55
LESS DISCOUNT:	411.91
FREIGHT:	.00
INVOICE TOTAL:	1,647.64

xAMERICAN ASSAY LABORATORIES

ANALYSIS REPORT SP050635

American Assay Laboratories

PO BOX 11530
RENO NV,USA
Ph.(702) 356-0606, Fax.(702) 356-1413

HECLA MINING COMPANY

COPIES TO : KURT ALLEN

:

:

:

CLIENT REFERENCE No: D-281-98 RECEIVED : 17 SEP 1998

No. SAMPLES : 85 REPORTED : 1 OCT 1998

MAIN SAMPLE TYPE : DRILL CORE

NEVADA LEGISLATIVE DISCLAIMER :-
The results of this assay were based solely upon the content of the sample submitted. Any decision to invest should be made only after the potential investment value of the claim or deposit has been determined based on the results of assays of multiple samples of geological materials collected by the prospective investor or by a qualified person selected by him and based on an evaluation of all engineering data which is available concerning any proposed project.

ANALYSIS	ANALYTICAL METHOD	QUALITY PARAMETER	UNIT	DETECTION
Au(OZ)	FA30	15%	OPT	0.001
Au(RZ)	FA30	15%	OPT	0.001
AuGRAV	GRAV	15%	OPT	0.001
Ag(OZ)	D210	10%	OPT	0.02

SIGNATORY : Susan King M.S.

AMERICAN ASSAY LABORATORIES

ANALYSIS REPORT SP050635

American Assay Laboratories

CLIENT : HECLA MINING COMPANY
PROJECT : ROSEBUD DEVELOPMENT
REFERENCE : D-281-98

REPORTED : 1 OCT 1998

SAMPLES	Au(OZ) FA30 OPT	Au(RZ) FA30 OPT	AuGRAV GRAV OPT	Ag(OZ) D210 OPT
D-281-98 0.0-1.5	0.022			0.05
D-281-98 1.5-7.0	0.018			0.03
D-281-98 7-12	0.011			0.18
D-281-98 12-17	0.002			0.04
D-281-98 17-22	0.012			0.04
D-281-98 22-27	0.005			0.06
D-281-98 27-31	0.003			0.05
D-281-98 31.0-33.6	0.003			0.05
D-281-98 33.6-37.0	0.003			0.09
D-281-98 37.0-42.2	0.004			0.06
D-281-98 42.2-47.0	0.002			0.06
D-281-98 47-52	0.002			0.05
D-281-98 52-55	0.001			0.03
D-281-98 55-57	0.005			0.06
D-281-98 57-60	0.019			0.07
D-281-98 60.0-63.8	0.009			0.07
D-281-98 63.8-67.0	0.017			0.09
D-281-98 67-71	0.012			0.12
D-281-98 71.0-74.5	0.014			0.12
D-281-98 74.5-78.8	0.010			0.09
D-281-98 78.8-82.3	0.051		0.051	0.15
D-281-98 82.3-84.5	0.002			0.04
D-281-98 84.5-87.0	0.017			0.11
D-281-98 87-91	0.013			0.08
D-281-98 91.0-93.3	0.013			0.06

AMERICAN ASSAY LABORATORIES

ANALYSIS REPORT SP050635

American Assay Laboratories

CLIENT : HECLA MINING COMPANY
PROJECT : ROSEBUD DEVELOPMENT
REFERENCE : D-281-98

REPORTED : 1 OCT 1998

SAMPLES	Au(OZ) FA30 OPT	Au(RZ) FA30 OPT	AuGRAV GRAV OPT	Ag(OZ) D210 OPT
D-281-98 93.3-97.0	0.016			0.08
D-281-98 97-100	0.010			0.07
D-281-98 100.0-103.5	0.016			0.08
D-281-98 103.5-107.5	0.008			0.05
D-281-98 107.5-112.0	0.061		0.069	0.09
D-281-98 112.0-117.2	0.025			0.21
D-281-98 117.2-120.0	0.251		0.197	0.29
D-281-98 120-125	0.038			0.11
D-281-98 125-130	0.193		0.179	0.35
D-281-98 130.0-134.5	1.621		1.411	2.20
D-281-98 134.5-139.0	1.041		0.774	1.92
D-281-98 139-142	0.297		0.289	0.61
D-281-98 142-146	0.164		0.179	0.58
D-281-98 146-149	0.227		0.234	0.24
D-281-98 149.0-154.5	0.020			0.09
D-281-98 154.5-157.0	0.038			0.21
D-281-98 157.0-158.1	0.109		0.100	0.32
D-281-98 158.1-163.0	0.004			0.06
D-281-98 163.0-167.8	0.008			0.06
D-281-98 167.8-171.7	0.018			0.08
D-281-98 171.7-175.3	0.034			0.10
D-281-98 175.3-178.9	0.008			0.07
D-281-98 178.9-182.6	0.040			0.10
D-281-98 182.6-185.3	0.253		0.253	0.13
D-281-98 185.3-188.0	0.046			0.10

AMERICAN ASSAY LABORATORIES

ANALYSIS REPORT SP050635

American Assay Laboratories

CLIENT : HECLA MINING COMPANY
PROJECT : ROSEBUD DEVELOPMENT
REFERENCE : D-281-98

REPORTED : 1 OCT 1998

SAMPLES	Au(OZ) FA30 OPT	Au(RZ) FA30 OPT	AuGRAV GRAV OPT	Ag(OZ) D210 OPT
D-281-98 188-192	0.009			0.07
D-281-98 192-197	0.005			0.05
D-281-98 197-200	0.118		0.158	0.08
D-281-98 200-203	0.046			0.09
D-281-98 203.0-205.9	0.162		0.122	0.08
D-281-98 205.9-209.7	0.078		0.059	0.07
D-281-98 209.7-212.5	0.091		0.080	0.14
D-281-98 212.5-214.8	0.098		0.107	0.18
D-281-98 214.8-217.0	0.016			0.08
D-281-98 217-222	0.060		0.051	0.12
D-281-98 222-227	0.003			0.03
D-281-98 227.0-232.2	0.012			0.05
D-281-98 232.2-236.0	0.001			<0.02
D-281-98 236.0-240.8	<0.001			<0.02
D-281-98 240.8-242.8	0.107		0.103	0.14
D-281-98 242.8-245.5	0.008			0.07
D-281-98 245.5-249.0	0.004			0.07
D-281-98 249-252	0.076		0.065	0.11
D-281-98 252.0-255.7	0.038			0.08
D-281-98 255.7-257.9	0.050		0.057	0.09
D-281-98 257.9-262.0	0.014			0.31
D-281-98 262-267	0.004			0.03
D-281-98 267-272	0.057		0.066	0.15
D-281-98 272-277	0.016			0.05
D-281-98 277-282	0.005			0.06

AMERICAN ASSAY LABORATORIES

ANALYSIS REPORT SP050635

American Assay Laboratories

CLIENT : HECLA MINING COMPANY
PROJECT : ROSEBUD DEVELOPMENT
REFERENCE : D-281-98

REPORTED : 1 OCT 1998

SAMPLES	Au(OZ) FA30 OPT	Au(RZ) FA30 OPT	AuGRAV GRAV OPT	Ag(OZ) D210 OPT
D-281-98 282-287	0.012			0.09
D-281-98 287-292	0.013			0.07
D-281-98 292.0-296.8	0.003			0.04
D-281-98 296.8-302.0	0.003			0.07
D-281-98 302-307	0.018			0.12
D-281-98 307-310	0.025			0.10
D-281-98 310-312	0.015			0.08
D-281-98 312.0-315.5	0.023			0.09
D-281-98 315.5-320.0	0.039			0.06
40521	0.127			2.58

AMERICAN ASSAY LABORATORIES

ANALYSIS REPORT SP050635

American Assay Laboratories

PO BOX 11530
RENO NV,USA
Ph.(702) 356-0606, Fax.(702) 356-1413

HECLA MINING COMPANY

COPIES TO : KURT ALLEN
:
:
:

CLIENT REFERENCE No: D-281-98 RECEIVED : 17 SEP 1998

No. SAMPLES : 85 REPORTED : 1 OCT 1998

MAIN SAMPLE TYPE : DRILL CORE

NEVADA LEGISLATIVE DISCLAIMER :-
The results of this assay were based solely upon the content of the sample submitted. Any decision to invest should be made only after the potential investment value of the claim or deposit has been determined based on the results of assays of multiple samples of geological materials collected by the prospective investor or by a qualified person selected by him and based on an evaluation of all engineering data which is available concerning any proposed project.

ANALYSIS	ANALYTICAL METHOD	QUALITY PARAMETER	UNIT	DETECTION
Au(OZ)	FA30	15%	OPT	0.001
Au(RZ)	FA30	15%	OPT	0.001
AuGRAV	GRAV	15%	OPT	0.001
Ag(OZ)	D210	10%	OPT	0.02

SIGNATORY : Susan King M.S.

AMERICAN ASSAY LABORATORIES

ANALYSIS REPORT SP050635

American Assay Laboratories

CLIENT : HECLA MINING COMPANY
PROJECT : ROSEBUD DEVELOPMENT
REFERENCE : D-281-98

REPORTED : 1 OCT 1998

SAMPLES	Au(OZ) FA30 OPT	Au(RZ) FA30 OPT	AuGRAV GRAV OPT	Ag(OZ) D210 OPT
D-281-98 0.0-1.5	0.022			0.05
D-281-98 1.5-7.0	0.018			0.03
D-281-98 7-12	0.011			0.18
D-281-98 12-17	0.002			0.04
D-281-98 17-22	0.012			0.04
D-281-98 22-27	0.005			0.06
D-281-98 27-31	0.003			0.05
D-281-98 31.0-33.6	0.003			0.05
D-281-98 33.6-37.0	0.003			0.09
D-281-98 37.0-42.2	0.004			0.06
D-281-98 42.2-47.0	0.002			0.06
D-281-98 47-52	0.002			0.05
D-281-98 52-55	0.001			0.03
D-281-98 55-57	0.005			0.06
D-281-98 57-60	0.019			0.07
D-281-98 60.0-63.8	0.009			0.07
D-281-98 63.8-67.0	0.017			0.09
D-281-98 67-71	0.012			0.12
D-281-98 71.0-74.5	0.014			0.12
D-281-98 74.5-78.8	0.010			0.09
D-281-98 78.8-82.3	0.051		0.051	0.15
D-281-98 82.3-84.5	0.002			0.04
D-281-98 84.5-87.0	0.017			0.11
D-281-98 87-91	0.013			0.08
D-281-98 91.0-93.3	0.013			0.06

AMERICAN ASSAY LABORATORIES

ANALYSIS REPORT SP050635

American Assay Laboratories

CLIENT : HECLA MINING COMPANY
PROJECT : ROSEBUD DEVELOPMENT
REFERENCE : D-281-98

REPORTED : 1 OCT 1998

SAMPLES	Au(OZ) FA30 OPT	Au(RZ) FA30 OPT	AuGRAV GRAV OPT	Ag(OZ) D210 OPT
D-281-98 93.3-97.0	0.016			0.08
D-281-98 97-100	0.010			0.07
D-281-98 100.0-103.5	0.016			0.08
D-281-98 103.5-107.5	0.008			0.05
D-281-98 107.5-112.0	0.061		0.069	0.09
D-281-98 112.0-117.2	0.025			0.21
D-281-98 117.2-120.0	0.251		0.197	0.29
D-281-98 120-125	0.038			0.11
D-281-98 125-130	0.193		0.179	0.35
D-281-98 130.0-134.5	1.621		1.411	2.20
D-281-98 134.5-139.0	1.041		0.774	1.92
D-281-98 139-142	0.297		0.289	0.61
D-281-98 142-146	0.164		0.179	0.58
D-281-98 146-149	0.227		0.234	0.24
D-281-98 149.0-154.5	0.020			0.09
D-281-98 154.5-157.0	0.038			0.21
D-281-98 157.0-158.1	0.109		0.100	0.32
D-281-98 158.1-163.0	0.004			0.06
D-281-98 163.0-167.8	0.008			0.06
D-281-98 167.8-171.7	0.018			0.08
D-281-98 171.7-175.3	0.034			0.10
D-281-98 175.3-178.9	0.008			0.07
D-281-98 178.9-182.6	0.040			0.10
D-281-98 182.6-185.3	0.253		0.253	0.13
D-281-98 185.3-188.0	0.046			0.10

AMERICAN ASSAY LABORATORIES

ANALYSIS REPORT SP050635

American Assay Laboratories

CLIENT : HECLA MINING COMPANY
PROJECT : ROSEBUD DEVELOPMENT
REFERENCE : D-281-98

REPORTED : 1 OCT 1998

SAMPLES	Au(OZ) FA30 OPT	Au(RZ) FA30 OPT	AuGRAV GRAV OPT	Ag(OZ) D210 OPT
D-281-98 188-192	0.009			0.07
D-281-98 192-197	0.005			0.05
D-281-98 197-200	0.118		0.158	0.08
D-281-98 200-203	0.046			0.09
D-281-98 203.0-205.9	0.162		0.122	0.08
D-281-98 205.9-209.7	0.078		0.059	0.07
D-281-98 209.7-212.5	0.091		0.080	0.14
D-281-98 212.5-214.8	0.098		0.107	0.18
D-281-98 214.8-217.0	0.016			0.08
D-281-98 217-222	0.060		0.051	0.12
D-281-98 222-227	0.003			0.03
D-281-98 227.0-232.2	0.012			0.05
D-281-98 232.2-236.0	0.001			<0.02
D-281-98 236.0-240.8	<0.001			<0.02
D-281-98 240.8-242.8	0.107		0.103	0.14
D-281-98 242.8-245.5	0.008			0.07
D-281-98 245.5-249.0	0.004			0.07
D-281-98 249-252	0.076		0.065	0.11
D-281-98 252.0-255.7	0.038			0.08
D-281-98 255.7-257.9	0.050		0.057	0.09
D-281-98 257.9-262.0	0.014			0.31
D-281-98 262-267	0.004			0.03
D-281-98 267-272	0.057		0.066	0.15
D-281-98 272-277	0.016			0.05
D-281-98 277-282	0.005			0.06

AMERICAN ASSAY LABORATORIES

ANALYSIS REPORT SP050635

American Assay Laboratories

CLIENT : HECLA MINING COMPANY
PROJECT : ROSEBUD DEVELOPMENT
REFERENCE : D-281-98

REPORTED : 1 OCT 1998

SAMPLES	Au(OZ) FA30 OPT	Au(RZ) FA30 OPT	AuGRAV GRAV OPT	Ag(OZ) D210 OPT
D-281-98 282-287	0.012			0.09
D-281-98 287-292	0.013			0.07
D-281-98 292.0-296.8	0.003			0.04
D-281-98 296.8-302.0	0.003			0.07
D-281-98 302-307	0.018			0.12
D-281-98 307-310	0.025			0.10
D-281-98 310-312	0.015			0.08
D-281-98 312.0-315.5	0.023			0.09
D-281-98 315.5-320.0	0.039			0.06
40521	0.127			2.58

AMERICAN ASSAY LABORATORIES

PROVISIONAL REPORT SP050635

PO BOX 11530
RENO NV, USA
Ph.(702) 356-0606, Fax.(702) 356-1413

HECLA MINING COMPANY

COPIES TO : KURT ALLEN

:

:

:

CLIENT REFERENCE No: D-281-98 RECEIVED : 17 SEP 1998

No. SAMPLES : 85 REPORTED : 30 SEP 1998

MAIN SAMPLE TYPE : DRILL CORE

NEVADA LEGISLATIVE DISCLAIMER :-
The results of this assay were based solely upon the content of the sample submitted. Any decision to invest should be made only after the potential investment value of the claim or deposit has been determined based on the results of assays of multiple samples of geological materials collected by the prospective investor or by a qualified person selected by him and based on an evaluation of all engineering data which is available concerning any proposed project.

ANALYSIS	ANALYTICAL METHOD	QUALITY PARAMETER	UNIT	DETECTION
Au(OZ)	FA30	15%	OPT	0.001
Au(RZ)	FA30	15%	OPT	0.001
AuGRAV	GRAV	15%	OPT	0.001
Ag(OZ)	D210	10%	OPT	0.02

SIGNATORY : Susan King M.S.

AMERICAN ASSAY LABORATORIES

PROVISIONAL REPORT SP050635

CLIENT : HECLA MINING COMPANY
PROJECT : ROSEBUD DEVELOPMENT
REFERENCE : D-281-98

REPORTED : 30 SEP 1998

SAMPLES	Au(OZ)	Au(RZ)	AuGRAV	Ag(OZ)
D-281-98 0.0-1.5	0.022			0.05
D-281-98 1.5-7.0	0.018			0.03
D-281-98 7-12	0.011			0.18
D-281-98 12-17	0.002			0.04
D-281-98 17-22	0.012			0.04
D-281-98 22-27	0.005			0.06
D-281-98 27-31	0.003			0.05
D-281-98 31.0-33.6	0.003			0.05
D-281-98 33.6-37.0	0.003			0.09
D-281-98 37.0-42.2	0.004			0.06
D-281-98 42.2-47.0	0.002			0.05
D-281-98 47-52	0.002			0.05
D-281-98 52-55	0.001			0.03
D-281-98 55-57	0.005			0.06
D-281-98 57-60	0.019			0.07
D-281-98 60.0-63.8	0.009			0.07
D-281-98 63.8-67.0	0.017			0.09
D-281-98 67-71	0.012			0.12
D-281-98 71.0-74.5	0.014			0.12
D-281-98 74.5-78.8	0.010			0.09
D-281-98 78.8-82.3	0.051		0.051	0.15
D-281-98 82.3-84.5	0.002			0.04
D-281-98 84.5-87.0	0.017			0.11
D-281-98 87-91	0.013			0.08
D-281-98 91.0-93.3	0.013			0.06

AMERICAN ASSAY LABORATORIES

PROVISIONAL REPORT SP050635

CLIENT : HECLA MINING COMPANY
PROJECT : ROSEBUD DEVELOPMENT
REFERENCE : D-281-98

REPORTED : 30 SEP 1998

SAMPLES		Au(OZ)	Au(RZ)	AuGRAV	Ag(OZ)	
D-281-98 93.3-97.0		0.016			0.08	
D-281-98 97-100		0.010			0.07	
D-281-98 100.0-103.5		0.016			0.08	
D-281-98 103.5-107.5		0.008			0.05	117.2-149
D-281-98 107.5-112.0		0.061		0.069	0.09	= 31.8' @
D-281-98 112.0-117.2		0.025			0.21	
D-281-98 117.2-120.0	2.8	0.251		0.197	0.29	
D-281-98 120-125	5	0.038			0.11	0.505 Au
D-281-98 125-130	5	0.193		0.179	0.35	0.83 Ag
D-281-98 130.0-134.5	4.5	1.621		1.411	2.20	
D-281-98 134.5-139.0	4.5	1.041		0.774	1.92	
D-281-98 139-142	3	0.297		0.289	0.61	
D-281-98 142-146	4	0.164		0.179	0.58	
D-281-98 146-149	3	0.227		0.234	0.24	
D-281-98 149.0-154.5		0.020			0.09	
D-281-98 154.5-157.0		0.038			0.21	
D-281-98 157.0-158.1		0.109		0.100	0.32	
D-281-98 158.1-163.0		0.004			0.06	
D-281-98 163.0-167.8		0.008			0.06	
D-281-98 167.8-171.7		0.018			0.08	
D-281-98 171.7-175.3		0.034			0.10	
D-281-98 175.3-178.9		0.008			0.07	
D-281-98 178.9-182.6		0.040			0.10	
D-281-98 182.6-185.3		0.253		0.253	0.13	
D-281-98 185.3-188.0		0.046			0.10	

AMERICAN ASSAY LABORATORIES

PROVISIONAL REPORT SP050635

CLIENT : HECLA MINING COMPANY
PROJECT : ROSEBUD DEVELOPMENT
REFERENCE : D-281-98

REPORTED : 30 SEP 1998

SAMPLES	Au(OZ)	Au(RZ)	AuGRAV	Ag(OZ)
D-281-98 188-192	0.009			0.07
D-281-98 192-197	0.005			0.05
D-281-98 197-200	0.118		0.158	0.08
D-281-98 200-203	0.046			0.09
D-281-98 203.0-205.9	0.162		0.122	0.08
D-281-98 205.9-209.7	0.078		0.059	0.07
D-281-98 209.7-212.5	0.091		0.080	0.14
D-281-98 212.5-214.8	0.098		0.107	0.18
D-281-98 214.8-217.0	0.016			0.08
D-281-98 217-222	0.060		0.051	0.12
D-281-98 222-227	0.003			0.03
D-281-98 227.0-232.2	0.012			0.05
D-281-98 232.2-236.0	0.001			<0.02
D-281-98 236.0-240.8	<0.001			<0.02
D-281-98 240.8-242.8	0.107		0.103	0.14
D-281-98 242.8-245.5	0.008			0.07
D-281-98 245.5-249.0	0.004			0.07
D-281-98 249-252	0.076		0.065	0.11
D-281-98 252.0-255.7	0.038			0.08
D-281-98 255.7-257.9	0.050		0.057	0.09
D-281-98 257.9-262.0	0.014			0.31
D-281-98 262-267	0.004			0.03
D-281-98 267-272	0.057		0.066	0.15
D-281-98 272-277	0.016			0.05
D-281-98 277-282	0.005			0.06

AMERICAN ASSAY LABORATORIES

PROVISIONAL REPORT SP050635

CLIENT : HECLA MINING COMPANY
PROJECT : ROSEBUD DEVELOPMENT
REFERENCE : D-281-98

REPORTED : 30 SEP 1998

SAMPLES	Au(OZ)	Au(RZ)	AuGRAV	Ag(OZ)
D-281-98 282-287	0.012			0.09
D-281-98 287-292	0.013			0.07
D-281-98 292.0-296.8	0.003			0.04
D-281-98 296.8-302.0	0.003			0.07
D-281-98 302-307	0.018			0.12
D-281-98 307-310	0.025			0.10
D-281-98 310-312	0.015			0.08
D-281-98 312.0-315.5	0.023			0.09
D-281-98 315.5-320.0	0.039			0.06
40521	0.127			2.58

SP

SUBMITTAL FORM

American Assay Laboratories

Geochemical • Environmental • Metallurgical

Sparks Office
1500 Glendale Ave.
Nevada 89431
Box 11530
Reno, NV 89510
Telephone
(702) 356-0606
Fax
(702) 356-1413

Tucson Office
2775 E. Ganley
Tucson, AZ 85706
Telephone
(520) 294-8078
Fax
(520) 294-6352

Elko Office
2320 Last Chance Rd.
Nevada 89801
Box 2908
Elko, NV 89801
Telephone
(702) 738-9100
Fax
(702) 738-2594

Mazatlan Office
Telephone/Fax
011-52-69-170035

Other Offices
Lima, Peru
Santiago, Chile
Mendoza, Argentina

Company: ROSEBUD MINING LLC

Address: P.O. BOX 2610

City WINNEMUCCA State NV Zip 89445

Telephone Number: (702) 623-6912 Fax Number: (702) 623-6967

Project Name: DEVELOPMENT Purchase Order Number:

Date Submitted: 9/15/98 Number of Samples: 84

RESULTS REPORTED IN: ppm [ ] ppb [ ] opt [ ]

AU-AG ACCORDING TO ROSEBUD MINE PROTOCOL

D-281-98 SAMPLE IDENTIFICATION			TYPE	ELEMENTS REQUIRED		
0-1.5	63.8-67	117.2-120				
1.5-7	67-71	120-125		175.3-178.9	222-227	277-282
7-12	71-74.5	125-130		178.9-182.6	227-232.2	282-287
12-17	74.5-78.8	130-134.5		182.6-185.3	232.2-236	287-292
17-22	78.8-82.3	134.5-139		185.3-188	236-240.8	292-296.8
22-27	82.3-84.5	139-142		188-192	240.8-242.8	296.8-302
27-31	84.5-87	142-146		192-197	242.8-245.5	302-307
31-33.6	87-91	146-149		197-200	245.5-249	307-310
33.6-37	91-93.3	149-154.5		200-203	249-252	310-312
37-42.2	93.3-97	154.5-157		203-205.9	252-255.7	312-315.5
42.2-47	97-100	157-158.1		205.9-209.7	255.7-257.9	315.5-320 FD
47-52	100-103.5	158.1-163		209.7-212.5	257.9-262	52-55
55-57	103.5-107.5	163-167.8		212.5-214.8	262-267	
57-60	107.5-112	167.8-171.7		214.8-217	267-272	
60-63.8	112-117.2	171.7-175.3		217-222	272-277	

COARSE REJECTS (Normally Discarded After 60 Days)

[ ] Return COD after analysis complete

PULPS (Normally Stored Free For One Month)

[ ] Discard after one month
[ ] Return COD after one month

RESULTS AND INVOICES TO BE SENT TO:

Invoice to:

KURT ALLEN

Results to:

KURT ALLEN

Comments:

CLIENT FILE COPY

D-281-98	0	34	126.2
	160	34.5	127.7
	320	34	125.2

D-281-98
BOX 2
DEPTH
9_5 - 18_5

D-281-98
BOX 1
DEPTH
0 - 9_5

D-281-98
BOX 3
DEPTH
18_5 - 28

47
D-281-98 BOX 5
DEPTH 37.5 - 47

37
D-281-98 BOX 4
DEPTH 28 - 37.5

D-281-98 BOX 6
DEPTH 47 - 56.5

67
D-281-98
BOX 8
DEPTH
66 - 75.5

57
D-281-98
BOX 7
DEPTH
56.5 - 66


77
D-281-98
BOX 9
DEPTH
75.5 - 84.5

D-281-98
BOX 11
DEPTH
94 - 103
97

D-281-98
BOX 10
DEPTH
84_5 - 94
87

D-281-98
BOX 12
DEPTH
103 - 112
107

D-281-98
BOX 14
DEPTH 121 - 130
122

D-281-98
BOX 13
DEPTH 112 - 121
114

D-281-98
BOX 15
DEPTH 130 - 136.5
132

149
D-281-98
BOX 17
DEPTH
148_5 - 158_5

142
D-281-98
BOX 16
DEPTH
139_5 - 148_5

D-281-98
BOX 18
DEPTH
158_5 - 167_5
167

D-281-98
BOX 20
DEPTH 177 - 187

177
D-281-98
BOX 19
DEPTH 167.5 - 177

D-281-98
BOX 21
DEPTH 187 - 196
187

D-281-98
BOX 23
DEPTH 206 - 215

D-281-98
BOX 22
DEPTH 196 - 206

D-281-98
BOX 24
DEPTH 215 - 227

D-281-98
BOX 26
DEPTH
236 - 246_5

236
233
D-281-98
BOX 25
DEPTH
227 - 236

D-281-98
BOX 27
DEPTH
246_5 - 253_5

D-281-98
BOX 29
DEPTH
263 - 272_5
272

D-281-98
BOX 28
DEPTH
253 - 263


D-281-98
BOX 30
DEPTH
272_5 - 282

292
D-281-98 BOX 32
DEPTH 291 - 300

282
D-281-98 BOX 31
DEPTH 282 - 291

D-281-98 BOX 33
DEPTH 300 - 310


TD
320
D-281-98
BOX 35
DEPTH
319 - 320 TD

312
D-281-98
BOX 34
DEPTH
310 - 319

SINGLE SHOT
PHOTO DISC RECORD

COMPANY Hecla
WELL NAME D-281-98
LEASE
TAKEN BY Magson
DEPTH Collar
DATE 7-23
DRIFT ANGLE
DIRECTION
TYPE
JOB NO.
HI-1408

SINGLE SHOT
PHOTO DISC RECORD

COMPANY Hecla
WELL NAME D-281-98
LEASE
TAKEN BY Morgan
DEPTH 320
DATE 7-23
DRIFT ANGLE
DIRECTION
TYPE
JOB NO.
HI-1408



SINGLE SHOT
PHOTO DISC RECORD

COMPANY Heela
WELL NAME D-281-88
LEASE
TAKEN BY Mogow
DEPTH 160
DATE 7-23
DRIFT ANGLE
DIRECTION
TYPE
JOB NO.
HI-1408