60001166

Mining District File Summary Sheet

DISTRICT	Rosebud
DIST_NO	4010
COUNTY If different from written on document	Pershing
TITLE If not obvious	Rosebud Drill Hole File – Hole No. D-265-98
AUTHOR	S. King; K. Allen; R. Stoeberl
DATE OF DOC(S)	1998
MULTI_DIST Y / (N?) Additional Dist_Nos:	
QUAD_NAME	Sulphur 7.5'
P_M_C_NAME (mine, claim & company names)	Rosebud Mine; Rosebud Project; Rosebud Mining Co. LLC Hecla Mining Co.
COMMODITY If not obvious	gold; silver
NOTES	Drill log; geology; assay; photographs; total depth 240' receipt; handwritten notes; downhole camera images 32p. 3 down hole camera images

Keep docs at about 250 pages if no oversized maps attached
(for every 1 oversized page (>11x17) with text reduce
the amount of pages by ~25)

SS: DP 5/14/08
Initials Date
DB: mch
Initials Date
SCANNED: NB
Initials Date

Revised: 1/22/08

D-265-98

60001166

6000166

Hecla MINING COMPANY

- quartz, chalcedony, silicification
- faults, fractures
- Barite
- sulfide
- calcite, carbonate
- argillization, white clays
- propylitization
- potassic alteration
- chlorite, chloritic clays

ROSEBUD PROJECT
DIAMOND DRILL LOG

HOLE NUMBER	D-265-98	LOCATION	North Stope 50	REMARKS	0-35.4' TOS
PAGE 1 OF	4	NORTHING			35.4'-54' FG Massive
DATE	8/14/98 8/15/98	EASTING			54'-167' Flow banded vesicular
LOGGED BY	R.K. Stoeberl	ELEVATION			167-213' Vitrophyre
SCALE	1" = 10'	AZIMUTH	S55E		213-234.5' FG Massive
TOTAL DEPTH	240'	INCLINATION	37		234.5 - 240 Planar Laminar

LITH.	OX/RED.	LITHOLOGY	FT	GRAPHIC LOG	STRUCTURE	ALTERATION AND MINERALIZATION
		0 - 35.4' TOS Bud Lock Akke: Green, lt. Grey, wht polylithic clast supported tuff. The clasts are FG tuff, Flow banded volcanic material and Auld Lang Syne clasts range in size from 2mm - 2cm. The avg size being ± 1cm. Rare any clasts > 2cm. The clasts are rounded to subangular with most (~75%) falling into the sub-rounded class.	0			trace calcite @ 4.5'
			10			~1cm wide Calc. vein @ 9.6'
			20			~1cm wide calc vein @ 22.5'
		Contact @ 35.4' and sharp ~90°				
		35.4'-54' FG Massive Tan, lt. gray, pink-buff and green, FG massive volcanics which grade into Flow banded massive	30		35.4' Contact ≈ Normal ∠ to core axis	
			40		35.4-43 Frax/Brx zone re-cemented w/silica mod-strg Brx 36-38' mod-Lcl strg Brx 38-43	35.4-43' silica ± calc cemented Brx w/ bladed Mc and Py in open space. Wht clay in open space. Py is micro tiny & dissem in Qtz and wallrock
					43-45.5 Crackle Zone mod-strg Crackle w/ Lcl minor Brx @ 45'	43-45.5' SAA → less degree of Brx
			50		45.5-53 Crackle zone	45.5-53' Crackle Zone w/ Chlorite, wht clay Mc Py in Frax seams

ANALYTICAL DATA						
FROM	TO	W	Au	Ag	Au2	Ag2
0	3					
3	8					
8	13					
13	18					
18	23					
23	28					
28	33					
33	35.4					
35.4	38					
38	43					
43	45.5					
45.5	48					
48	53					

HOLE NUMBER D-265-98 PAGE 2 OF 4

ITH.	OX/RED.	LITHOLOGY	FT	GRAPHIC LOG	STRUCTURE	ALTERATION AND MINERALIZATION	ANALYTICAL DATA FROM	TO	W	Au	Ag	Au2
		54'-167' Flow banded vesicular lt gray, buff to lt purple-gray, Flow banded FG, ± vesicular. When altered it takes on the mottled look. Pima sample @ 73' * Pima sample @ 116' *	50 60 70 80 90 100 110 120	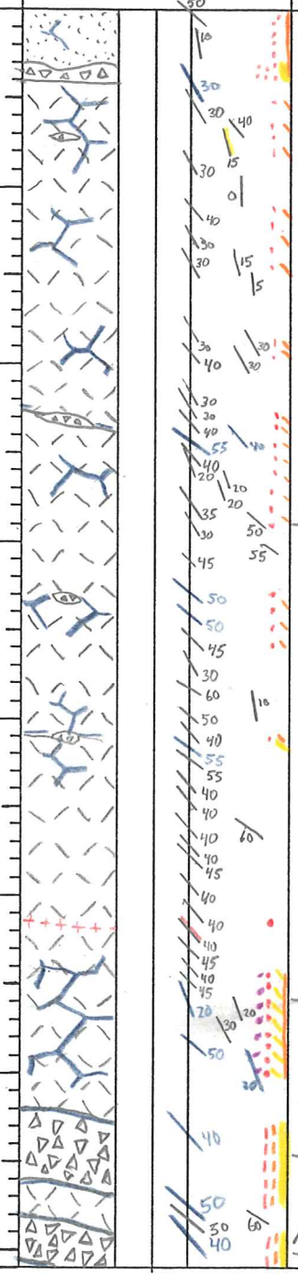	53-54 Brecciated, Fault? 56-57 Vn Brx 15° vn 61.5-65 Crackle/frax w/ mod 68-70 Frax, minor 73-73.3' Breccia May be small minor Fault? 75.5'-77.' Frax Zone 83-85' Frax Zone 88-93' Frax zone at 91' 104-110.5' Frax Zone Healed w/ druzy SiO2 : clay 112-116' Brx/Fault(?) 118-121' SAA (Brx/Fault)	53-54' contact Breccia w/ wht silica cement, trace to wk dnk gray veins w/sulf. sulf = Py : mc 54-58' Crackle zone w/ chlorite wht clay sulf cement trace vn Brx. 61.5'-65' SAA 68-70' SAA Incr open space and clay on seams. Incr sulf; mc : Py. 72-75' Crackle Zone and minor Brx @ 73' Breccia re-cemented w/ chlorite, wht clay Py, mc : druzy SiO2 75-79' SAA 83-85 Frax healed w/ pale green clay, trace mc Py 88-93' Frax trace Vn Brx @ 91' Vn 5cm wide silica : clay : trace Sulf. @ 101.5' 1cm wide sulf vn. 104-110.5' Frax : open space w/ Barite x-tals, druzy silica but wk overall sulf sulf = Py mc : @ 108.1' Smear gold looking sulf? May be VG?? 112-116' Breccia silica cement w/ wk-bel mod sulf mc. Py 118-121' - SAA (112-116)	53 54 58 61.5 65 68 70 72 75 79 83 85 88 93 98 101 104 108.5 110.5 112 116 118	54' 58 61.5 65. 68 70 72 75 79 83 85 88 93 98 101 104 108.5' 110.5' 112' 116 118 121				

HOLE NUMBER D-265-98 PAGE 3 OF 4

ITH.	OX/RED.	LITHOLOGY	STRUCTURE	ALTERATION AND MINERALIZATION
		54-167' Flow banded ± vesicular SAA Note: 121-240' TO wk. alteration overall Not much going on except 1 or 2 ft in Lcl areas. Pima Sample @ 135.5'	@ 120.5' Slicks = 50° 121-135.5' Crackle Zone Wk. to very wk. crackle w/ chlorite in Frax seams 135.5-137' Fault: Ground up rock gouge & Frax filled w/ clay. 137-157 Crackle zone wk to very wk crackle 157-159' Crackle zone wk to mod crackle 159-240' Very wk Crackle: Not much going on	125' One small clay/sulf vein; 1cm wide, Py: mc 131' Another Tiny clay vein. 135.5-137' Clay Gouge, Ground up Rck, Open Space filled w/ wht clay, Chlorite mc, Py and ± Calc.: SiO2 157-159' Minor clay filled Frax seams 176-177.5' One small (~5mm) calc. veine, 5° no sulf.
		167-213' Vitrophyre Green, "Spider Web" Text classic Devit. Text.	Green clay rubble	

GRAPHIC LOG

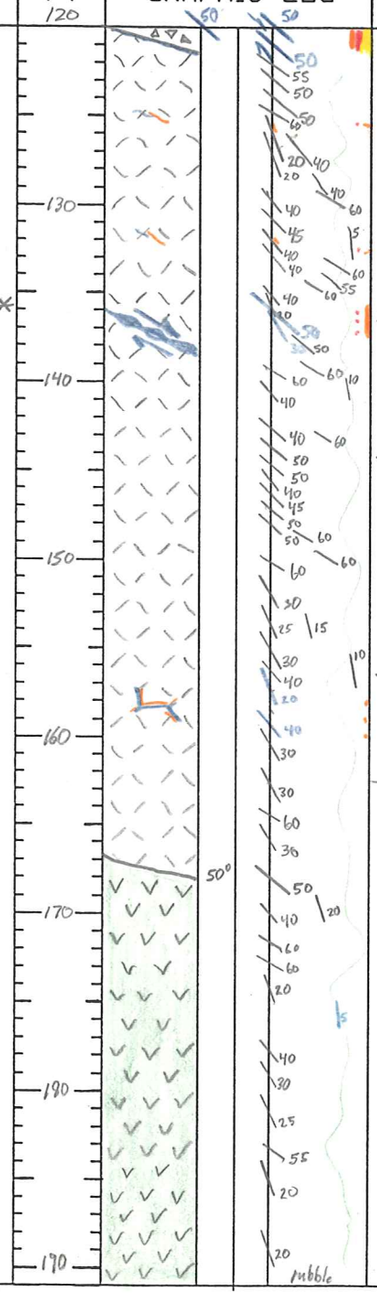

ANALYTICAL DATA

FROM	TO	W	Au	Ag	Au2	A
121	126					
126	131					
131	135.5					
135.5	137					
137	140					
140	145					
145	150					
150	155					
155	160					
160	165					
165	169					
169	174					
174	179					
179	184					
184	189					

HOLE NUMBER D-265-98 PAGE 4 OF 4

ITH.	OX/RED.	LITHOLOGY	FT	GRAPHIC LOG	STRUCTURE	ALTERATION AND MINERALIZATION
		213 – 234.5 FG Massive Green FG Massive Volc Contact is gradational or the contact may be at 218.1 @ 60° ? 234.5 – 240 LST Wanna Be ? or LBC lt Gray, lt Purp, & Buff Flow banded laminar Planar	190 200 210 220 230 240	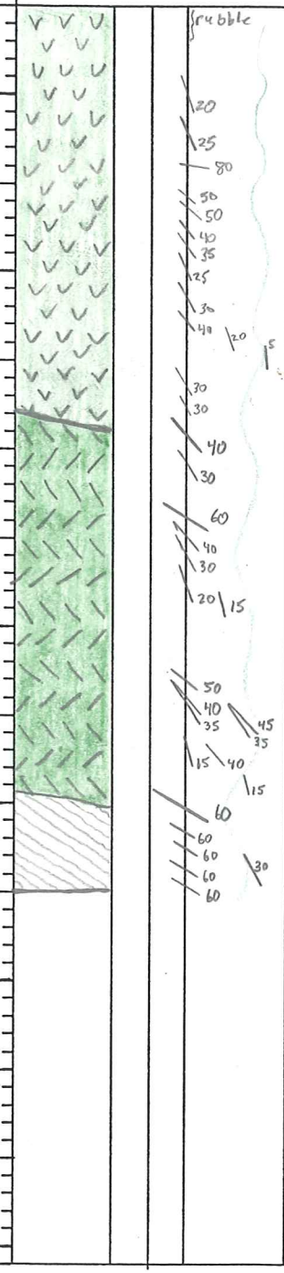	159-240' wk to very wk crackle. Not much going on	

ANALYTICAL DATA

FROM	TO	W	Au	Ag	Au2
189	194				
194	199				
199	204				
204	208				
208	213				
213	218				
218	223				
223	228				
228	233				
233	235				
235	240				

HECLA MINING COMPANY – ROSEBUD PROJECT
GEOTECHNICAL DRILL LOG

HOLE # D-265-98 DATE: 8/14/98 LOGGED BY: RK Stoeberl PAGE 1 OF 7

DRILL RUN FROM	DRILL RUN TO	SOLID CORE RECOVERY (%)	TOTAL CORE RECOVERY (%)	RQD	ROCK STRENGTH DOWNHOLE DEPTH	ROCK STRENGTH POINT LOAD INDEX (psi)	FRACTURE DATA FRACTURE DENSITY/FT.	FRACTURE DATA AVG. ANGLE TO C.A.	FRACTURE DATA ROUGHNESS	FRACTURE DATA INFILL	DENSITY DATA DOWNHOLE DEPTH	DENSITY DATA SAMPLE WEIGHT (g)	DENSITY DATA DISPLACEMENT (cc)	DENSITY DATA DENSITY (g/cc)
0	3	87.	93.	76.										
3	8	100.	108	68.										
8	13	100	94.	92.										
13	18	100	102.	100.										
18	28	100	97	98										
28	38	100	100.	97										
38	48	100	98	64										
48	58	100	102	96										
58	61.5'	85	108	85										
61.5	68	100	101	89										
68	78	100	100	69										

6.6
6.5

HECLA MINING COMPANY – ROSEBUD PROJECT
GEOTECHNICAL DRILL LOG

HOLE # D-265-98 DATE: 8/14/98 LOGGED BY: RKS PAGE 2 OF 4

	DRILL RUN		SOLID CORE RECOVERY (%)	TOTAL CORE RECOVERY (%)	RQD	ROCK STRENGTH		FRACTURE DATA				DENSITY DATA			
	FROM	TO				DOWNHOLE DEPTH	POINT LOAD INDEX (psi)	FRACTURE DENSITY/FT.	AVG. ANGLE TO C.A.	ROUGHNESS	INFILL	DOWNHOLE DEPTH	SAMPLE WEIGHT (g)	DISPLACEMENT (cc)	DENSITY (g/cc)
	78	88	100	100	64										
	88	98	100	100	74										
6	98	104	100	100	93										
6.7	104	111	98	96	74										
6.9 1.1	111	118	100	99	100										
	118	127	98	96	89										
	127	134	98	94	74.										
	134	137	94	75	30.										
	137	142	84	96	84										
	142	145	96.	107	77										
	145	149	98	100	73										

HECLA MINING COMPANY – ROSEBUD PROJECT
GEOTECHNICAL DRILL LOG

HOLE # D-265-98 DATE: 8/14/98 LOGGED BY: RKS PAGE 3 OF 4

DRILL RUN		SOLID CORE RECOVERY (%)	TOTAL CORE RECOVERY (%)	RQD	ROCK STRENGTH		FRACTURE DATA				DENSITY DATA			
FROM	TO				DOWNHOLE DEPTH	POINT LOAD INDEX (psi)	FRACTURE DENSITY /FT.	AVG. ANGLE TO C.A.	ROUGHNESS	INFILL	DOWNHOLE DEPTH	SAMPLE WEIGHT (g)	DISPLACEMENT (cc)	DENSITY (g/cc)
149	152	90	96	50										
152	157	100	100.	90										
157	159	98	100	75.										
159	164	100	102	86										
164	169	100	98	90.										
169	174	100	104	100.										
174	179	100	106	100										
179	184	100	94	100										
184	189	100	98	100										
189	194	72	96	38										
194	199	100	94	100										

HECLA MINING COMPANY – ROSEBUD PROJECT
GEOTECHNICAL DRILL LOG

HOLE # D-265-98 DATE: 8/14/98 LOGGED BY: RKS PAGE 4 OF 4

DRILL RUN		SOLID CORE RECOVERY (%)	TOTAL CORE RECOVERY (%)	RQD	ROCK STRENGTH		FRACTURE DATA				DENSITY DATA			
FROM	TO				DOWNHOLE DEPTH	POINT LOAD INDEX (psi)	FRACTURE DENSITY/FT.	AVG. ANGLE TO C.A.	ROUGHNESS	INFILL	DOWNHOLE DEPTH	SAMPLE WEIGHT (g)	DISPLACEMENT (cc)	DENSITY (g/cc)
199	204	100	95	100										
204	208	100	93	100										
208	213	100	104	100										
213	218	100	100	100										
218	223	100	102	100										
223	228	100	98	98										
228	233	98	96	90										
233	235	100	100	100										
235	240	100	94	60										

American Assay Laboratories

INVOICE

Remit To: P.O. Box11530
Reno, Nevada 89510
Phone NO.: 702-356-0606
Fax No.: 702-356-1413

AMERICAN ASSAY LABORATORIES
1500 GLENDALE AVE.
SPARKS, NV 89431-5902

(702) 356-0606

INVOICE NO: SP 0050224-IN
INVOICE DATE: 09/10/98

INVOICE TO:
THE ROSEBUD MINING CO., LLC
HECLA MINING COMPANY, OPERATOR
P.O. BOX 2610
WINNEMUCCA NV 89446

THE ROSEBUD MINING CO., LLC
HECLA MINING COMPANY, OPERATOR
P.O. BOX 2610
WINNEMUCCA NV 89446

CUSTOMER P.O.	PROJECT	TERMS
0-265-98	ROSEBUD	NET 30 - DUE IN U.S. DOLLARS

QUANTITY	DESCRIPTION	PRICE	AMOUNT
62	SAMPLES RECEIVED	.00	.00
61	JAW CRUSHING CHARGE	1.30	79.30
61	COARSE MILLING CHARGE	4.50	274.50
61	SPLITTING CHARGE	2.40	146.40
61	RING MILLING CHARGE	2.00	122.00
62	Au (1 A.T. FIRE ASSAY)	8.00	496.00
2	Au ANALYSES/GRAVIMETRIC	8.75	17.50
62	HYDROCHLORIC/NITRIC DIGESTION	2.00	124.00
62	Ag ANALYSES	1.00	62.00

86-5110-977
RDA

NET INVOICE:	1,321.79
LESS DISCOUNT:	264.34
FREIGHT:	.00
INVOICE TOTAL:	1,057.36

xAMERICAN ASSAY LABORATORIES

ANALYSIS REPORT SP050224

American Assay Laboratories

PO BOX 11530
RENO NV,USA
Ph.(702) 356-0606, Fax.(702) 356-1413

HECLA MINING COMPANY

COPIES TO : KURT ALLEN

:

:

:

CLIENT REFERENCE No: D-265-98 RECEIVED : 21 AUG 1998

No. SAMPLES : 62 REPORTED : 21 AUG 1998

MAIN SAMPLE TYPE : DRILL CORE

NEVADA LEGISLATIVE DISCLAIMER :-
The results of this assay were based solely upon the content of the sample submitted. Any decision to invest should be made only after the potential investment value of the claim or deposit has been determined based on the results of assays of multiple samples of geological materials collected by the prospective investor or by a qualified person selected by him and based on an evaluation of all engineering data which is available concerning any proposed project.

ANALYSIS	ANALYTICAL METHOD	QUALITY PARAMETER	UNIT	DETECTION
Au(OZ)	FA30	15%	OPT	0.001
Au(RZ)	FA30	15%	OPT	0.001
AuGRAV	GRAV	15%	OPT	0.001
Ag(OZ)	D210	10%	OPT	0.02

SIGNATORY : Susan King M.S.

AMERICAN ASSAY LABORATORIES

ANALYSIS REPORT SP050224

American Assay Laboratories

CLIENT : HECLA MINING COMPANY
PROJECT : ROSEBUD DEVELOPMENT
REFERENCE : D-265-98

REPORTED : 21 AUG 1998

SAMPLES	Au(OZ) FA30 OPT	Au(RZ) FA30 OPT	AuGRAV GRAV OPT	Ag(OZ) D210 OPT
D-265-98 0-3	<0.001			0.02
D-265-98 3-8	<0.001			<0.02
D-265-98 8-13	<0.001			<0.02
D-265-98 13-18	<0.001			<0.02
D-265-98 18-23	<0.001			<0.02
D-265-98 23-28	<0.001			<0.02
D-265-98 28-33	<0.001			<0.02
D-265-98 33.0-35.4	<0.001			0.02
D-265-98 35.4-38.0	0.003			0.09
D-265-98 38-43	0.002			0.08
D-265-98 43.0-45.5	0.002			0.08
D-265-98 45.5-48.0	0.001			0.06
D-265-98 48-53	0.012			0.13
D-265-98 53-54	0.004			0.05
D-265-98 54-58	0.004			0.07
D-265-98 58.0-61.5	0.004			0.07
D-265-98 61.5-65.0	0.010			0.06
D-265-98 65-68	0.016			0.07
D-265-98 68-70	0.006			0.08
D-265-98 70-72	0.009			0.03
D-265-98 72-75	0.005			0.07
D-265-98 75-79	0.006			0.07
D-265-98 79-83	0.026	0.015		0.07
D-265-98 83-85	0.005			0.10
D-265-98 85-88	0.003			0.04

AMERICAN ASSAY LABORATORIES

ANALYSIS REPORT SP050224

American Assay Laboratories

CLIENT : HECLA MINING COMPANY
PROJECT : ROSEBUD DEVELOPMENT
REFERENCE : D-265-98

REPORTED : 21 AUG 1998

SAMPLES	Au(OZ) FA30 OPT	Au(RZ) FA30 OPT	AuGRAV GRAV OPT	Ag(OZ) D210 OPT
D-265-98 88-93	0.001			0.02
D-265-98 93-98	0.002			0.06
D-265-98 98-101	0.027			0.10
D-265-98 101-104	0.004			0.06
D-265-98 104.0-108.5	0.005			0.07
D-265-98 108.5-110.5	0.005			0.05
D-265-98 110.5-112.0	0.004			0.05
D-265-98 112-116	0.056		0.051	0.11
D-265-98 116-118	0.005			0.04
D-265-98 118-121	0.005			0.07
D-265-98 121-126	0.009			0.08
D-265-98 126-131	0.011	0.008		0.06
D-265-98 131.0-135.5	0.007			0.07
D-265-98 135.5-137.0	0.023			0.14
D-265-98 137-140	0.014			0.20
D-265-98 140-145	0.006			0.08
D-265-98 145-150	0.031			0.09
D-265-98 150-155	<0.001			0.04
D-265-98 155-160	0.012			0.07
D-265-98 160-165	0.004			0.06
D-265-98 165-169	0.001			0.04
D-265-98 169-174	<0.001			0.02
D-265-98 174-179	<0.001			<0.02
D-265-98 179-184	<0.001			<0.02
D-265-98 184-189	<0.001			<0.02

AMERICAN ASSAY LABORATORIES

ANALYSIS REPORT SP050224

American Assay Laboratories

CLIENT : HECLA MINING COMPANY
PROJECT : ROSEBUD DEVELOPMENT
REFERENCE : D-265-98

REPORTED : 21 AUG 1998

SAMPLES	Au(OZ) FA30 OPT	Au(RZ) FA30 OPT	AuGRAV GRAV OPT	Ag(OZ) D210 OPT
D-265-98 189-194	0.001			<0.02
D-265-98 194-199	<0.001			<0.02
D-265-98 199-204	0.001			0.03
D-265-98 204-208	<0.001			0.03
D-265-98 208-213	0.004			0.11
D-265-98 213-218	<0.001			0.05
D-265-98 218-223	0.057		0.033	0.04
D-265-98 223-228	0.002			0.04
D-265-98 228-233	<0.001			0.02
D-265-98 233-235	0.004			0.05
D-265-98 235-240	<0.001			0.03
40451	0.532			4.55

xAMERICAN ASSAY LABORATORIES

ANALYSIS REPORT SP050224

American Assay Laboratories

PO BOX 11530
RENO NV,USA
Ph.(702) 356-0606, Fax.(702) 356-1413

HECLA MINING COMPANY

COPIES TO : KURT ALLEN

:

:

:

CLIENT REFERENCE No: D-265-98 RECEIVED : 21 AUG 1998

No. SAMPLES : 62 REPORTED : 21 AUG 1998

MAIN SAMPLE TYPE : DRILL CORE

NEVADA LEGISLATIVE DISCLAIMER :-
The results of this assay were based solely upon the content of the sample submitted. Any decision to invest should be made only after the potential investment value of the claim or deposit has been determined based on the results of assays of multiple samples of geological materials collected by the prospective investor or by a qualified person selected by him and based on an evaluation of all engineering data which is available concerning any proposed project.

ANALYSIS	ANALYTICAL METHOD	QUALITY PARAMETER	UNIT	DETECTION
Au(OZ)	FA30	15%	OPT	0.001
Au(RZ)	FA30	15%	OPT	0.001
AuGRAV	GRAV	15%	OPT	0.001
Ag(OZ)	D210	10%	OPT	0.02

SIGNATORY : Susan King M.S.

AMERICAN ASSAY LABORATORIES

ANALYSIS REPORT SP050224

American Assay Laboratories

CLIENT : HECLA MINING COMPANY
PROJECT : ROSEBUD DEVELOPMENT
REFERENCE : D-265-98

REPORTED : 21 AUG 1998

SAMPLES	Au(OZ) FA30 OPT	Au(RZ) FA30 OPT	AuGRAV GRAV OPT	Ag(OZ) D210 OPT
D-265-98 0-3	<0.001			0.02
D-265-98 3-8	<0.001			<0.02
D-265-98 8-13	<0.001			<0.02
D-265-98 13-18	<0.001			<0.02
D-265-98 18-23	<0.001			<0.02
D-265-98 23-28	<0.001			<0.02
D-265-98 28-33	<0.001			<0.02
D-265-98 33.0-35.4	<0.001			0.02
D-265-98 35.4-38.0	0.003			0.09
D-265-98 38-43	0.002			0.08
D-265-98 43.0-45.5	0.002			0.08
D-265-98 45.5-48.0	0.001			0.06
D-265-98 48-53	0.012			0.13
D-265-98 53-54	0.004			0.05
D-265-98 54-58	0.004			0.07
D-265-98 58.0-61.5	0.004			0.07
D-265-98 61.5-65.0	0.010			0.06
D-265-98 65-68	0.016			0.07
D-265-98 68-70	0.006			0.08
D-265-98 70-72	0.009			0.03
D-265-98 72-75	0.005			0.07
D-265-98 75-79	0.006			0.07
D-265-98 79-83	0.026	0.015		0.07
D-265-98 83-85	0.005			0.10
D-265-98 85-88	0.003			0.04

AMERICAN ASSAY LABORATORIES

ANALYSIS REPORT SP050224

American Assay Laboratories

CLIENT : HECLA MINING COMPANY
PROJECT : ROSEBUD DEVELOPMENT
REFERENCE : D-265-98

REPORTED : 21 AUG 1998

SAMPLES	Au(OZ) FA30 OPT	Au(RZ) FA30 OPT	AuGRAV GRAV OPT	Ag(OZ) D210 OPT
D-265-98 88-93	0.001			0.02
D-265-98 93-98	0.002			0.06
D-265-98 98-101	0.027			0.10
D-265-98 101-104	0.004			0.06
D-265-98 104.0-108.5	0.005			0.07
D-265-98 108.5-110.5	0.005			0.05
D-265-98 110.5-112.0	0.004			0.05
D-265-98 112-116	0.056		0.051	0.11
D-265-98 116-118	0.005			0.04
D-265-98 118-121	0.005			0.07
D-265-98 121-126	0.009			0.08
D-265-98 126-131	0.011	0.008		0.06
D-265-98 131.0-135.5	0.007			0.07
D-265-98 135.5-137.0	0.023			0.14
D-265-98 137-140	0.014			0.20
D-265-98 140-145	0.006			0.08
D-265-98 145-150	0.031			0.09
D-265-98 150-155	<0.001			0.04
D-265-98 155-160	0.012			0.07
D-265-98 160-165	0.004			0.06
D-265-98 165-169	0.001			0.04
D-265-98 169-174	<0.001			0.02
D-265-98 174-179	<0.001			<0.02
D-265-98 179-184	<0.001			<0.02
D-265-98 184-189	<0.001			<0.02

AMERICAN ASSAY LABORATORIES

ANALYSIS REPORT SP050224

American Assay Laboratories

CLIENT : HECLA MINING COMPANY
PROJECT : ROSEBUD DEVELOPMENT
REFERENCE : D-265-98

REPORTED : 21 AUG 1998

SAMPLES	Au(OZ) FA30 OPT	Au(RZ) FA30 OPT	AuGRAV GRAV OPT	Ag(OZ) D210 OPT
D-265-98 189-194	0.001			<0.02
D-265-98 194-199	<0.001			<0.02
D-265-98 199-204	0.001			0.03
D-265-98 204-208	<0.001			0.03
D-265-98 208-213	0.004			0.11
D-265-98 213-218	<0.001			0.05
D-265-98 218-223	0.057		0.033	0.04
D-265-98 223-228	0.002			0.04
D-265-98 228-233	<0.001			0.02
D-265-98 233-235	0.004			0.05
D-265-98 235-240	<0.001			0.03
40451	0.532			4.55

SP

SUBMITTAL FORM

American Assay Laboratories

Geochemical • Environmental • Metallurgical

Sparks Office
1500 Glendale Ave.
Nevada 89431
Box 11530
Reno, NV 89510
Telephone
(702) 356-0606
Fax
(702) 356-1413

Tucson Office
2775 E. Ganley
Tucson, AZ 85706
Telephone
(520) 294-8078
Fax
(520) 294-6352

Elko Office
2320 Last Chance Rd.
Nevada 89801
Box 2908
Elko, NV 89801
Telephone
(702) 738-9100
Fax
(702) 738-2594

Mazatlan Office
Telephone/Fax
011-52-69-170035

Other Offices
Lima, Peru
Santiago, Chile
Mendoza, Argentina

Company: Hecla, Rosebud

Address: PO Box

City Winnemucca State NV Zip 89445

Telephone Number: (702) 623 - 6912 Fax Number: (702) 623 - 6967

Project Name: Rosebud Purchase Order Number:

Date Submitted: 8/8/98 Number of Samples: 60

RESULTS REPORTED IN: ppm [ ] ppb [ ] opt [ ]

SAMPLE IDENTIFICATION			TYPE	ELEMENTS REQUIRED	
D-265-98			core	Au Ag	Refer to Rosebud Mine Protocol
0-3	54-58	98-101			
3-9	58-61.5	101-104		140-145	199-204
9-13	61.5-65	104-108.5		145-150	204-208
13-18	65-68	108.5-110.5		150-155	208-213
18-23	68-70	110.5-112		155-160	213-218
23-28	70-72	112-116		160-165	218-223
28-33	72-75	116-118		165-169	223-228
33-35.4	75-79	118-121		169-174	228-233
35.4-38	79-83	121-126		174-179	233-235
38-43	83-85	126-131		179-184	235-240
43-48	85-88	131-135.5		184-189	
48-53	88-93	135.5-137		189-194	
53-54	93-98	137-140		194-199	

COARSE REJECTS (Normally Discarded After 60 Days)

[ ] Return COD after analysis complete

PULPS (Normally Stored Free For One Month)

[ ] Discard after one month
[ ] Return COD after one month

RESULTS AND INVOICES TO BE SENT TO:

Invoice to: Kurt Allen

Results to: Kurt Allen

Comments:

CLIENT FILE COPY

AMERICAN ASSAY LABORATORIES

PROVISIONAL REPORT SP050224

PO BOX 11530
RENO NV,USA
Ph.(702) 356-0606, Fax.(702) 356-1413

HECLA MINING COMPANY

COPIES TO : KURT ALLEN

:

:

:

NSI

CLIENT REFERENCE No: D-265-98 RECEIVED : 21 AUG 1998

No. SAMPLES : 62 REPORTED : 21 AUG 1998

MAIN SAMPLE TYPE : DRILL CORE

NEVADA LEGISLATIVE DISCLAIMER :-
The results of this assay were based solely upon the content of the sample submitted. Any decision to invest should be made only after the potential investment value of the claim or deposit has been determined based on the results of assays of multiple samples of geological materials collected by the prospective investor or by a qualified person selected by him and based on an evaluation of all engineering data which is available concerning any proposed project.

ANALYSIS	ANALYTICAL METHOD	QUALITY PARAMETER	UNIT	DETECTION
Au(OZ)	FA30	15%	OPT	0.001
Au(RZ)	FA30	15%	OPT	0.001
AuGRAV	GRAV	15%	OPT	0.001
Ag(OZ)	D210	10%	OPT	0.02

SIGNATORY : Susan King M.S.

AMERICAN ASSAY LABORATORIES

PROVISIONAL REPORT SP050224

CLIENT : HECLA MINING COMPANY
PROJECT : ROSEBUD DEVELOPMENT
REFERENCE : D-265-98

REPORTED : 21 AUG 1998

SAMPLES	Au(OZ)	Au(RZ)	AUGRAV	Ag(OZ)
D-265-98 0-3	<0.001			0.02
D-265-98 3-8	<0.001			<0.02
D-265-98 8-13	<0.001			<0.02
D-265-98 13-18	<0.001			<0.02
D-265-98 18-23	<0.001			<0.02
D-265-98 23-28	<0.001			<0.02
D-265-98 28-33	<0.001			<0.02
D-265-98 33.0-35.4	<0.001			0.02
D-265-98 35.4-38.0	0.003			0.09
D-265-98 38-43	0.002			0.08
D-265-98 43.0-45.5	0.002			0.08
D-265-98 45.5-48.0	0.001			0.06
D-265-98 48-53	0.012			0.13
D-265-98 53-54	0.004			0.05
D-265-98 54-58	0.004			0.07
D-265-98 58.0-61.5	0.004			0.07
D-265-98 61.5-65.0	0.010			0.06
D-265-98 65-68	0.016			0.07
D-265-98 68-70	0.006			0.08
D-265-98 70-72	0.009			0.03
D-265-98 72-75	0.005			0.07
D-265-98 75-79	0.006			0.07
D-265-98 79-83	0.026	0.015		0.07
D-265-98 83-85	0.005			0.10
D-265-98 85-88	0.003			0.04

AMERICAN ASSAY LABORATORIES

PROVISIONAL REPORT SP050224

CLIENT : HECLA MINING COMPANY
PROJECT : ROSEBUD DEVELOPMENT
REFERENCE : D-265-98

REPORTED : 21 AUG 1998

SAMPLES	Au(OZ)	Au(RZ)	AuGRAV	Ag(OZ)
D-265-98 88-93	0.001			0.02
D-265-98 93-98	0.002			0.06
D-265-98 98-101	0.027			0.10
D-265-98 101-104	0.004			0.06
D-265-98 104.0-108.5	0.005			0.07
D-265-98 108.5-110.5	0.005			0.05
D-265-98 110.5-112.0	0.004			0.05
D-265-98 112-116	0.056		0.051	0.11
D-265-98 116-118	0.005			0.04
D-265-98 118-121	0.005			0.07
D-265-98 121-126	0.009			0.08
D-265-98 126-131	0.011	0.008		0.06
D-265-98 131.0-135.5	0.007			0.07
D-265-98 135.5-137.0	0.023			0.14
D-265-98 137-140	0.014			0.20
D-265-98 140-145	0.006			0.08
D-265-98 145-150	0.031			0.09
D-265-98 150-155	<0.001			0.04
D-265-98 155-160	0.012			0.07
D-265-98 160-165	0.004			0.06
D-265-98 165-169	0.001			0.04
D-265-98 169-174	<0.001			0.02
D-265-98 174-179	<0.001			<0.02
D-265-98 179-184	<0.001			<0.02
D-265-98 184-189	<0.001			<0.02

AMERICAN ASSAY LABORATORIES

PROVISIONAL REPORT SP050224

CLIENT : HECLA MINING COMPANY
PROJECT : ROSEBUD DEVELOPMENT
REFERENCE : D-265-98

REPORTED : 21 AUG 1998

SAMPLES	Au(OZ)	Au(BZ)	AuGRAV	Ag(OZ)
D-265-98 189-194	0.001			<0.02
D-265-98 194-199	<0.001			<0.02
D-265-98 199-204	0.001			0.03
D-265-98 204-208	<0.001			0.03
D-265-98 208-213	0.004			0.11
D-265-98 213-218	<0.001			0.05
D-265-98 218-223	0.057		0.033	0.04
D-265-98 223-228	0.002			0.04
D-265-98 228-233	<0.001			0.02
D-265-98 233-235	0.004			0.05
D-265-98 235-240	<0.001			0.03
40451	0.532			4.55

D-265-98	0	38	125.2
	120	38	126.2
	240	38	125.7

D-265-98 BOX 2
DEPTH 9.5 - 19.5

D-265-98 BOX 01
DEPTH 0.0 - 9.5

D-265-98 BOX 3
DEPTH 19.5 - 29.0

D-265-98 BOX 5
DEPTH 38.5 - 47.5

D-265-98 BOX 4
DEPTH 29.0 - 38.5

D-265-98 BOX 6
DEPTH 47.5 - 57.0

D-265-98 BOX 8
DEPTH 66.0 -75.5
68

D-265-98 BOX 7
DEPTH 57.0 - 66.0
58
59

D-265-98 BOX 9
DEPTH 75.5 -84.5
78

D-265-98 BOX 11
DEPTH 94.0 -103.0

D-265-98 BOX 10
DEPTH 84.5 - 94.0

D-265-98 BOX 12
DEPTH 103.0 -112.0

D-265-98 BOX 14
DEPTH 122.0 -132.0

D-265-98 BOX 13
DEPTH 112.0 -122.0

D-265-98 BOX 15
DEPTH 132.0 -142.0

D-265-98 BOX 16
DEPTH 142.0 -151.5

D-265-98 BOX 16
DEPTH 142.0 -151.5

D-265-98 BOX 17
DEPTH 151.5 -160.5

179
D-265-98 BOX 19
DEPTH 170.5 -179.5

169
169
D-265-98 BOX 18
DEPTH 160.5 -170.5

D-265-98 BOX 20
DEPTH 179.5 -189.0

D-265-98 BOX 22
DEPTH 199.0 -209.0

D-265-98 BOX 21
DEPTH 189.5 -199.0

D-265-98 BOX 23
DEPTH 209.0 -218.0

228
233
235
D-265-98 BOX 25
DEPTH 227.5 -236.5

223
D-265-98 BOX 24
DEPTH 218.0 -227.5

TD
D-265-98 BOX 26
DEPTH 236.5 -240.0 TD

SINGLE SHOT
PHOTO DISC RECORD

COMPANY Hecla
WELL NAME D-265-98
LEASE
TAKEN BY Jerome
DEPTH Collar
DATE 6-4-98
DRIFT ANGLE
DIRECTION 137°
TYPE 1
JOB NO.
HI-1408



SINGLE SHOT
PHOTO DISC RECORD

COMPANY Hecla
WELL NAME D-265-98
LEASE
TAKEN BY Jerome
DEPTH 120'
DATE 6-4-98
DRIFT ANGLE 0
DIRECTION +37°
TYPE
JOB NO. 1
HI-1408

SINGLE SHOT
PHOTO DISC RECORD
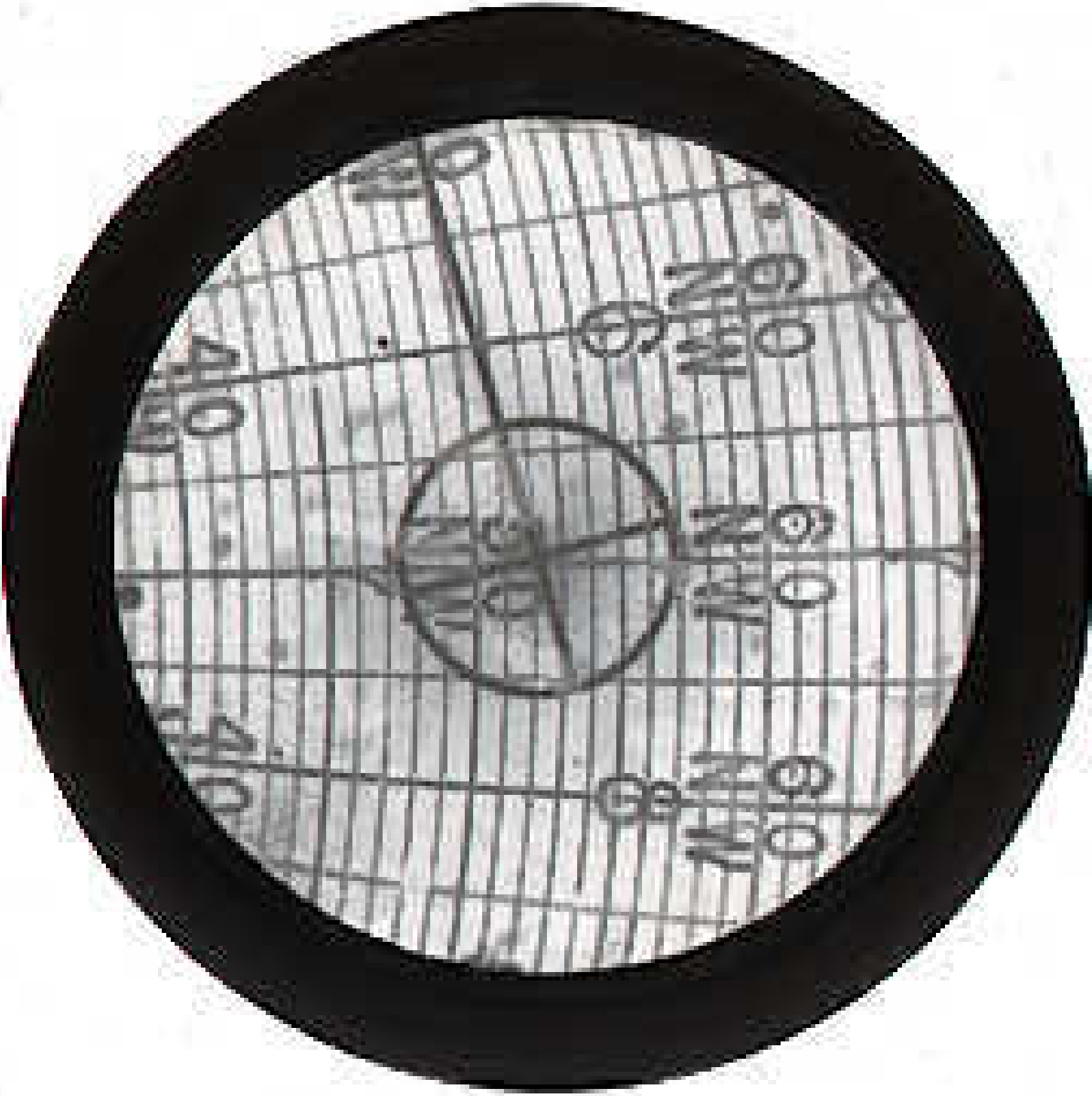
COMPANY Hecla
WELL NAME D-265-98
LEASE
TAKEN BY Jerome
DEPTH 240'
DATE 6-4-98
DRIFT ANGLE +37°
DIRECTION
TYPE
JOB NO. 1
HI-1408