60001154

Mining District File Summary Sheet

DISTRICT	Rosebud
DIST_NO	4010
COUNTY If different from written on document	Pershing
TITLE If not obvious	Rosebud Drill Hole File – Hole No RS-D357-99
AUTHOR	D Mackerrow; L Macedon; C. Bellew, R. Vance; R Allen
DATE OF DOC(S)	1999
MULTI_DIST Y / (N?) Additional Dist_Nos:	
QUAD_NAME	Sulphur 7.5'
P_M_C_NAME (mine, claim & company names)	Rosebud Mine; Rosebud Project; Rosebud Mining Co. LLC Hecla Mining Co.; North Zone; Newmont Gold Co.
COMMODITY If not obvious	gold; silver
NOTES	Drill log; geology; assay; photographs; total depth receipt; handwritten notes; downhole camera images geochemistry; down hole survey 130p. 5 down hole camera images

Keep docs at about 250 pages if no oversized maps attached (for every 1 oversized page (>11x17) with text reduce the amount of pages by ~25)

SS: DD 5/13/08
Initials Date

DB: MA
Initials Date

SCANNED: NB
Initials Date

Revised: 1/22/08

RS-D357-99

60001154 4010

357

6000 1154

- quartz, chalcedony, silicification
- faults, fractures
- FeOx
- sulfide
- calcite, carbonate
- argillization, white clays
- propylitization
- potassic alteration
- chlorite, chloritic clays

Barite Intensity ... --- ——

Hecla MINING COMPANY

ROSEBUD PROJECT
DIAMOND DRILL LOG

HOLE NUMBER	RS-D357-99	LOCATION	North Zone X cut Sec. 1550	REMARKS	
PAGE 1 OF	13	NORTHING			Off set of RSD357-99
DATE	6-5-99	EASTING			
LOGGED BY	D.G. Muckerroll	ELEVATION			
SCALE	1" = 10'	AZIMUTH	S 55 E		
TOTAL DEPTH	870	INCLINATION	+5		

LITH	OX/RE	LITHOLOGY	FT	GRAPHIC LOG	STRUCTURE	ALTERATION AND MINERALIZATION
LBT SPLAT	R	0-64 SLIGHTLY PLANAR LAMINATED VESICULAR ASHFALL TUFF Fine grain vesicular volcanic. Brownish gray in color, with Chloritic stained fractures, White clay probably kaolinite on fractures. Vesicular density obscures foliation Pino 53.5 white clay	10 20 30 40 50		10.2-11 milled breccia in highly expanded qtz vein. 11-16 Moderate qtz veining with marcasite 23.3-27 QTZ Supported MOSAIC Breccia. Moderate expansion with qtz degrading to clay. 30-32 open vugs with drusy qtz coatings	7-32.5 Pyrite agglomeration forming dark masses upto 1" dia. 2.6-7 3.6 FT of core loss in this interval 10.2-11 QTZ Healed breccia with bladed marcasite. QTZ appears calcedonite 15-17 white clay thick on fractures 23.3-27 Bladed marcasite in vugs of white clay 45-67 INCREASING white clays in hanging wall of S.R.F. 41-42 QTZ vein fragments 50-55 MICRO Bladded marcasite disseminated in core

ANALYTICAL DATA						
FROM	TO	W	Au	Ag	Au2	A
0	2.6					
2.6	7					
7	10.2					
10.2	11					
11	14					
14	16					
16	19					
19	23.3					
23.3	27					
27	32.5					
32.5	37					
37	42					
42	45					
45	50					
50	55					

HOLE NUMBER RS-D357-99 PAGE 2 OF 13

LITH.	OX/RED.	LITHOLOGY	FT	GRAPHIC LOG	STRUCTURE	ALTERATION AND MINERALIZATION	ANALYTICAL DATA FROM	TO	W	Au	Ag	Au2
LBT SPLAT	R	0-64 VESICULAR S.P.L.A.T. High density vesicals in fine grained tuff, Dip appears steep at 20° tcu.			64 30° TCU shear plane for S.R.F.	64-66.7 Heavy Barite on fractures. White clay forms 2" thick mass at 66.5' in hanging wall of Barite vein	50	55				
		64-93.9 SOUTH RIDGE FAULT Brecciated fine grained tuff From 64 to 73.9 silicification is spotty. Qtz/clay vein and barite in vugs 73.9 to 93.9 Very heavy qtz flooding this is the standard silica seen on the S.R.F. Large doze clast in breccia at 77-78 Feet. Dozer fragments become very common from 74' Peach colored (clay/qtz blend) silica at contact	50 60 70 80 90		64-93.9 S.R.F. Mille breccia with clay and barite matrix to with increasing silica from 73.9 to 93.9. 73.9 20° tcu fracture at heavy silica front Dip slip motion 0° tcu (to dip axis) 79 STEEP FOLIATION observed in banding of sulfides in silica 93.9-108.5 shale is completely sheared in footwall of SRF 103-108.5 shearing fabric increase 108.5-109 Breccia with brown matrix and trace of silica 108.5-117 "Ghost" Breccia texture with small clast of ≈ ¼"	73.9 - 93.9 Very heavy silica. 65.5-73.9 Barite and qtz Breccia matrix with more Barite 70% in matrix 79-82 silica is dark with fine disseminated pyrite 93.9-108.5 Irregular pyrite veins of fragments of them 93 30° tcu band of of silica 109-124 Traces of chloritic alteration greens color of core 108.3 - Trace of silicification at contact. 108.3 - 115 Trace of chlorite in Dozer. 110-119 Barite on fractures 111 Bleded more in white clay veins	60	64				
							64	66.7				
							66.7	70				
							70	73.9				
							73.9	77				
							77	79				
							79	82				
							82	86				
							86	90				
T.C.S.		93.9-108.5 VOLCANIC MUD FLOW Medium gray mud flow with distinct foliation Small clast of black shale fragments (ALS Fragments. Chloritic Tuffaceous material and claystone are highly mylonized					90	93.9				
							93.9	96.8				
							96.8	100				
							100	104				
Td		108.5-171.9 DOZER Fine grain rhyolite. Pale whitish gray in color. 118 118.5 Strong argillization 110-112.7 Fractures Swarm	110 120				104	108.5				
							108.5	112.7				
							112.7	117.1				
							117.1	121				

Pine 111 white clay and Barite

HOLE NUMBER RS-D357-99 PAGE 3 OF 13

LITH.	OX/RED.	LITHOLOGY	FT	GRAPHIC LOG	STRUCTURE	ALTERATION AND MINERALIZATION
Td	R	108.5-171.9 DOZER Fine grained rhyolite continue pale whitish gray 124-125.5 Blotch brown surface with a weak swarm of pyrite 128.5-171.9 very faint breccia texture in the rhyolite clasts are subrounded to rounded. Contact at 128.5 is 20° tca Pinch 154.2 white clay Au-1 Ag	120 130 140 150 160 170 180 190	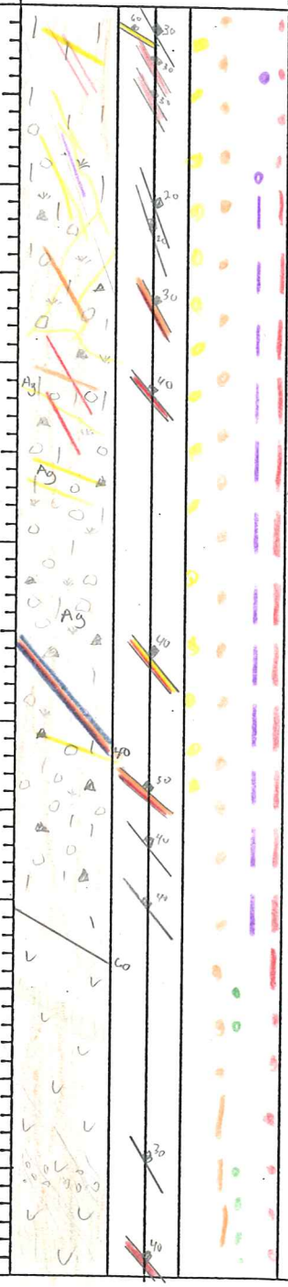	128.5-171.9 Ghost breccia texture in dozer 129-131 High angle fx zone 20° tca with traces of Barite 132-171.9 MODERATE Fracture zone with white clay erpuned fractures 139.5-164 moderate QTZ veen stockwork 158.4-158.9 Fault with sheurs 40° tca 171.9 contact is 60° tca Contact is sharp	124-125.5 Swarm of Pyrite veins 129-131 Barite on high angle fracture 122 QTZ veins with Pyrite trace. 131 Stibnite on 20° tca fracture. 130.3-171.9 Stibnite found on numerous fractures. Fractures contain marcasite, Barite and kaolinit 141 First observed Pyrargyrite 139-144 Dark sulfide stringers dipping 30° tca, white clay, Barite and bladded marcasite, Pyrargyrite 144.2 154.2 Pyrargyrite on fx with white clay 171.9-186 Marcasite Ratio with pyrite decreases 182-185 Tuff was swelling
TCS Tuff		171.9-193.3 FINE ASH FALL TUFF Greenish gray fine tuff with highly foliated texture Fine vesicals at 185-185.5				

ANALYTICAL DATA					
FROM	TO	W	Au	Ag	Au2
121	124				
124	129				
129	134				
134	139				
139	144				
144	149				
149	154				
154	158.2				
158.2	159.7				
159.7	164				
164	168.7				
168.7	171.9				
171.9	175				
175	180				
180	185				
185	190				

HOLE NUMBER RS-D357-99 PAGE 4 OF 13

LITH.	OX/RED.	LITHOLOGY	FT	GRAPHIC LOG	STRUCTURE	ALTERATION AND MINERALIZATION	ANALYTICAL DATA FROM	TO	W	Au	Ag	Au2
TCS Tuff		171.3-193.3 ASH FALL TUFF	190				190	193.3				
TCS mud flow		193.3-210 VOLANIC MUD FLOW Gray mudstone with small clast of black shale, and volcanic fragment, clay matrix is weakly argillic!	200			203.3-206.6 Pyrite forms 4" long vein fragment.	193.3	198.3				
							198.3	203.3				
		204.2-207.1 chloritic tuff interbed					203.3	206.6				
TCS S.S.		210-472.2 TCS. SANDSTONES, CLAYSTONE AND TUFFS Fine grain medium gray sandstone with fine bedding distinguish by clay in luminations. Locally sand may contain a high ash content.	210		212 2" crachle Qxo	212-214.5 Ash fall Tuff an ash in matrix s.s. core is swelling	206.6	210				
					215.2-216.2 crachle Qxo		210	215				
			220		218 QTL fractures approach swarm density	220.2-225 white clay on fracture with "shiny" pyrite and pyrite after marc.	215	220.2				
							220.2	225				
			230		228.1-228.3 crachle breccia with pyrite after marcasite healed by qtz	233-235.4 Barite on on fracture.	225	230.3				
							230.3	235				
		247.7-248 Tuff bed	240		229.9-230.1 crachle breccia with pyrite after marcasite healed by qtz		235	240.1				
		258-259.7 Tuff bed with silica flooded contact with sandstone					240.1	243.2				
							243.2	246.1				
			250		243.2-245.2 Crachle to mosaic Breccia in narrow fracture zone	252-256 sulfide veining increase 256-258 Bladded marcasite in white clays	246.1	250				
					256.1-258.1 Mosaic breccia healed by white qtz.		250	255				
			260				255	259.7				

HOLE NUMBER RS-D357-99 PAGE 5 OF 13

LITH.	OX/RED.	LITHOLOGY	FT	GRAPHIC LOG	STRUCTURE	ALTERATION AND MINERALIZATION
TCS S.S.	R	210-472.2 T.C.S. SANDSTONE AND CLAYSTONE Pima 261.8 w/ 47 clay Fine sandstone continue with thin dark laminii Alteration in TCS is not as strong as that in RS-D356-99 Rock is generally soft when fine grained 301.2-310 Coarse sandstone and medium sandstone 310 % of clay and claystone increases now forming beds.	260 270 280 290 300 310 320 330	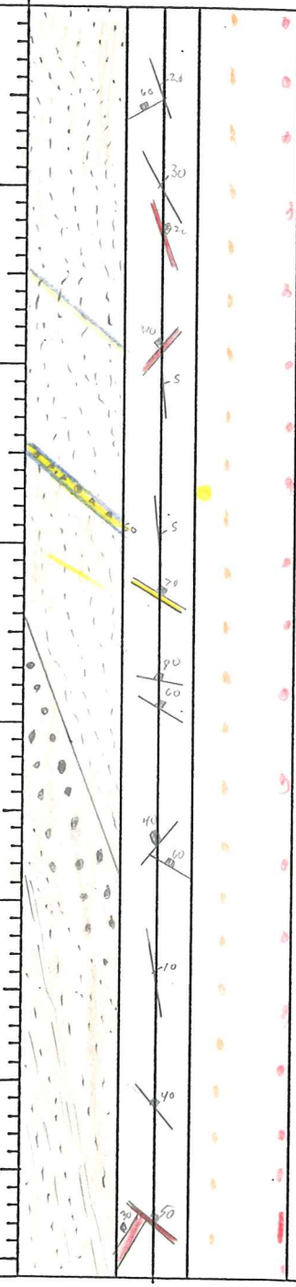	Bedding is very steep and weakly disrupted 286.9-287.3 silica healed milled breccia 295.4-295.6 Silica and pyrite healed crackle Breccia	275-300 Pyrite/marcasite vein at about 6" apart. 286.9-287.3 white qtz Pyrite after marcasite 295 white clays decrease to low levels on fractures 328 ½" Pyrite vein that cross cut bedding

ANALYTICAL DATA

FROM	TO	W	Au	Ag	Au2
259.7	265				
265	270				
270	275				
275	280				
280	284.9				
284.9	290				
290	295				
295	300				
300	305				
305	310				
310	314.9				
314.9	320				
320	325				
325	330				

HOLE NUMBER RS-0357-99 PAGE 6 OF 13

LITH.	OX/RED.	LITHOLOGY	FT	GRAPHIC LOG	STRUCTURE	ALTERATION AND MINERALIZATION	ANALYTICAL DATA FROM	TO	W	Au	Ag	Au2
T.C.S S.S.	R	210-472.2 SANDSTONE, CLAYSTONE AND TUFF T.C.S. SANDSTONE CONTINUES with increasing claystone below 310'. Bedding still steep to core axis 355.5-358.5 Coarse Sandstone	330 340 350 360 370 380 390 400		334.1-334.9 silica healed crackle Bxx This has a hanging wall fracture zone from 334.9 to 340 348 5° to a fracture with 1/8" pyrite vein with slips 60° to dip axis fracture is following bedding 352 2" qtz pyrite crackle Bxx 354 1" qtz and pyrite vein dipping 30° to 390.4-390.5 crackle bxx healed by silica 395.2-400 Fracture swarm with whitechy and py/marc veins	Sulfide veins are spaced a 2' sulfide are generally pyrite with pyrite after marcasite. Sulfide vein picks up again at 372 358.7-362.5 - white clay (kaolinite) in fracture. 370 Disseminated pyrite along bedding to 1/2" thick 375.5 1/4" thick pyrite vein. similar veins present but not as thick 373-378 393.5 Pyrite coated marcasite blades in vug.	330 334.1 334.9 340 345 350 355 358.7 362.5 366.5 370 375 380 384.9 390 395.2	334.1 334.9 340 345 350 355 358.7 362.5 366.5 370 375 380 384.9 390 395.2 400				

HOLE NUMBER RS-D352-98 PAGE 7 OF 13

LITH.	OX/RED.	LITHOLOGY	FT	GRAPHIC LOG	STRUCTURE	ALTERATION AND MINERALIZATION
T.C.S. S.S.	R	210 – 472.2 T.C.S. SANDSTONE AND CLAYSTONE Fine gray sandstone continue with dark lining of clay 453 – 455 tuff and clay stone bed 464 – 465 course S.S. 465.8 – 467 course S.S.	400 410 420 430 440 450 460 470	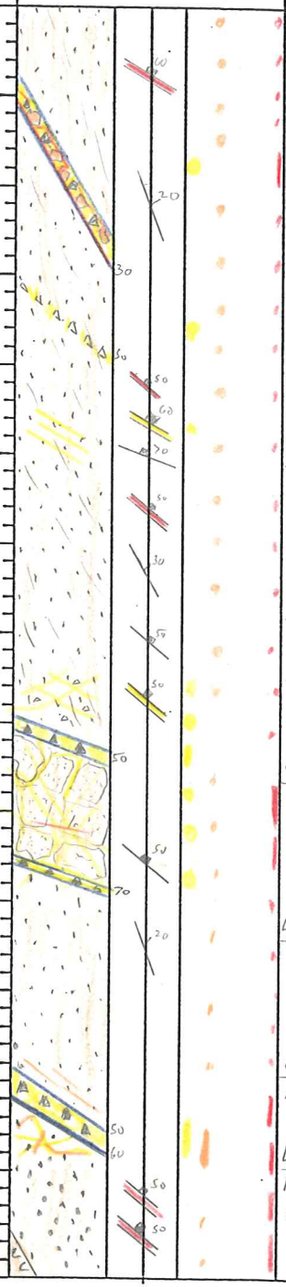	408.5 – 410.2 silica healed crackle and mosaic breccia 417.5 4" crackle breccia silica healed Dipping 40°tca 423.5 – 424 QTZ VEIN swarm of 7 veins with Py after marc 439.5 – 440.5 Silica healed milled breccia. 440.5 – 449.5 QTZ Vein stock work in hanging wall of fault 448.5 – 448.9 silica heal mosaic breccia with sharp contacts at 70°tca 461 – 462.5 silica healed milled breccia 464.5 – 472.6 Py/Marcasite veins spaced 4" apart	426 – Bladed marcasite in small open vug 432.5 – 439.5 Increasing qtz veining into fault breccia 439.5 – 440.5 Heavy silica flooding Drusy qtz on open vugs 444.8 – 446.8 Bladded Pyrite after marcasite in clay at 445.3. 460 – 461 Clay veins in foot wall of fault 461 – 462.5 Silica healed breccia 462.5 – 464.5 STOCKWORK OF SILICA AND CLAY VEINS. Blads of marcasite in drusy qtz coated vugs.

ANALYTICAL DATA					
FROM	TO	W	Au	Ag	Au2
400	404.5				
404.5	408.5				
408.5	410.2				
410.2	415				
415	420				
420	425				
425	430				
430	432.5				
432.5	436.5				
436.5	439.5				
439.5	440.5				
440.5	444.8				
444.8	446.8				
446.8	449.5				
449.5	454.8				
454.8	460				
460	461				
461	462.5				
462.5	464.5				
464.5	466				
466	470				

HOLE NUMBER RS-D357-99 PAGE 8 OF 13

LITH.	OX/RED.	LITHOLOGY	FT	GRAPHIC LOG	STRUCTURE	ALTERATION AND MINERALIZATION
T.C.S. S.S.		210-472.2 T.C.S SANDSTONE & CLAYSTONE	470		472.2 Contact is gradational with no distinct boundary except % of tuffaceous material	470-472.2 6 pyrite veins of weakening sverm
TCS TUFF CLYST.		472.2-584.4 T.C.S. TUFF, CLAYSTONE AND EPICLASTIC SEDIMENT.				472.2-483 Low sulfide content. Py after marcasite veinlet
		Gray to green tuffs and black/dark brown claystone. Short intervals of sandstone still present	480		487.5-488 narrow QTZ vein sverm	483-487.5 Slight increase of pyritic vein and additional qtz veining
					489.6-490.1 silica healed mosaic breccia following bedding	487.5-491 Bladed Py after marcasite in quartz vein. QTZ is decomposing to clay
		495 medium to course tuffs with epiclastic sediments begin	490		500-505.5 small sverm of qtz veins	495 chloritic alteration
		504.5-506 medium grains epiclastic sandstone grains of P.L.S. and volcanic	500			506- Pyrite veining increases. veins are 1/8 to 1/4" thick at 515 1" thick vein dip at 20° to a
		506-540 Course tuffs and med/course epiclastic sandstone	510			513.8 Py after marc. vein
			520			
			530			
			540			

ANALYTICAL DATA FROM	TO	W	Au	Ag	Au2
470	472.2				
472.2	476				
476	480				
480	483				
483	487.3				
487.3	491				
491	495				
495	500				
500	505				
505	510				
510	512.5				
512.5	514.4				
514.4	516.3				
516.3	520				
520	525				
525	530				
530	535.2				
535.2	540				

HOLE NUMBER RS-D357-99 PAGE 9 OF 13

LITH.	OX/RED.	LITHOLOGY	FT	GRAPHIC LOG	STRUCTURE	ALTERATION AND MINERALIZATION
TCS. TUFF EPIC. SEDS.		472.2-584.4 T.C.S.. Epiclastic sediments AND TUFFS Interbedded Tuffaceous Sandstone and Tuffs. Sandstone have high clay contents and are highly tuffaceous. Variable chloritic alteration 569-570 Bedding is 0° to ∥ numerous Alb. grains visible	540 550 560 570 580	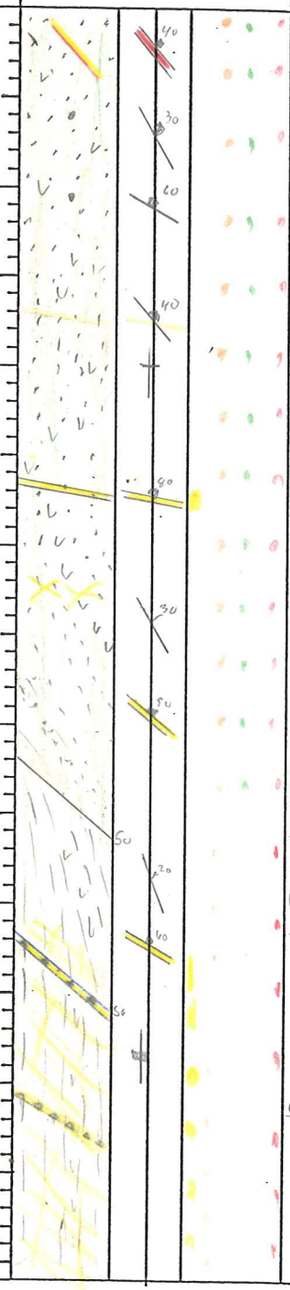	540-545 Fracturing has qtz coating 543-544 qtz stockwork 572-573 qtz vein swarm 584.4 sharp contact with Pyrite vein
TCS. clyst.		584.4-617 CLAYSTONE Dark gray claystone with minor tuffaceous content to 597 Low sulfide content restricted to crystals in the qtz veins Claystone is generally not argillized	590 600 610		590-617 QTZ stockwork associated with crackle and mosaic Breccia 593.8-594.3 MOSAIC Breccia healed by silica 602 crackle Breccia 1" thick cutting bedding	

ALTERATION AND MINERALIZATION	ANALYTICAL DATA FROM	TO	W	Au	Ag	Au2
532.2-546 Pyrite veins speed ≈ 6" apart	540	545				
546-560 sulfide veins ≥ 1' apart	545	550				
566.5-567 white qtz vein	550	555				
	555	560				
	560	565				
	565	570				
	570	575				
579 qtz vein 1/8" wide 50° to ∥	575	580				
	580	584.4				
	584.4	586.3				
	586.3	590				
	586.3	593.6				
	593.6	594.8				
	594.8	600				
	600	605				
	605	610				

HOLE NUMBER RS-D357-99 PAGE 10 OF 13

LITH.	OX/RED.	LITHOLOGY	FT	GRAPHIC LOG	STRUCTURE	ALTERATION AND MINERALIZATION
TCS Clyst	R	584.4-617 CLAYSTONE Claystone continues qtz veins continue through out	610		610.4-611.5 QTZ healed Breccia Crackle to mosaic breccia.	611.8-617 QTZ stockwork continues with orientations of ≈ 60°tca
TCS Epic. SS.		617-640 Epiclastic Sandstone 617-623 course epiclastic SS with grain of A.L.S. 628-638 sandstone is weakly calcareous and has calcite on edges of qtz vein.	620 630	20 20	635.5-639 QTZ veins have with dips of 50°tca	628-638 First calcite/calcareous reaction in drill hole.
TCS Clyst		640-642.8 CLAYSTONE Last .5' are sheared. Dark Gray	640	50		
TCS		642.8-662.7 Epiclastic Sandstone and Siltstone Chloritic medium grain epiclastic Sandstone. Clast of A.L.S. in Sand dominated from volcanically derived grains. Weakly calcareous in nature 552-662.7 Green gray chloritic siltstone/claystone. 20°tca dip to beds chlorite is stronger on bed contacts	650 660	40 50 40 20 50 40 30	642.8 Lower contact is sheared but not on the contact plane oblique slicks dip 80°tca. 662.7-663. QTZ Flooding of the Contact with traces of calcite	642.8 contact is Silicified for 2" and dark sulfides on the contact. 555-663 calcite veinlets Present 662.7 - calcite veins and weakly calcareous
TCS Andes		662.7-727.3. TCS. ANDESITE FLOW. Phenocryst of mica, feldspars an occasional lithic fragments (ALS) This was seen in RS-D356-99 and logged as Tuff	670 680	20 20		

Thin Section 676

ANALYTICAL DATA					
FROM	TO	W	Au	Ag	Au2
610	611.8				
611.8	614.5				
614.5	617				
617	620				
620	624.8				
624.8	630				
630	635				
635	640				
640	642.8				
642.8	646				
646	650				
650	655				
655	660				
660	662.7				
662.7	664.1				
664.1	670				
670	675				
675	680				

HOLE NUMBER RS-D357-99 PAGE 11 OF 13

LITH.	OX/RED.	LITHOLOGY	FT	GRAPHIC LOG	STRUCTURE	ALTERATION AND MINERALIZATION	ANALYTICAL DATA FROM	TO	W	Au	Ag	Au2
T.C.S.	R	662.7-727.3 T.C.S. ANDESITE FLOW Porphyritic flow with phenos of feldspars and mica with occasional black lithic fragments (ALS) 700-703 Texture is coarser with a higher percentage of lithic fragments. Low. contact grades into finer flow material. 710-712.4 Higher chloritic alteration with a contact with a less porphyritic flow at 712.4. 712.4-727.3 Fine grained andesite light gray in color with mica phenocrysts and minor lithic fragment <1.5%.	680 690 700 710 720 730 740 750		691.9-695 20° to a 1" wide qtz vein at 692.5. 694-695 mosaic breccia silica healed 699.5-700 shear foliation of 30° to a This could be a contact with a coarser flow contact lost to drilling 712.4-727.3 Faint to distinct breccia texture to flow. This interval has increased qtz veining 727.3 contact lost to drilling 735-745.5 QTZ VEIN stock work	692.5 Pyrite after marcasite and bright pyrite in open vug 694-695 pyrite on fracture surface Blebbed marcasite. QTZ through this area is decomposing to clay 712.4-727.3 Py/marcasite veins have increase before the contact 725.5-726.5 Heavy qtz veins to 1" thick in 40° to a fracture 740-745.5 Auto breccia is silicified marcasite ration increases 745.5 silica Hanging wall	680 685 690 691.9 695 700 705 710 712.4 717 720 723.7 727.3 730 735 740 743 745.5 750	685 690 691.9 695 700 705 710 712.4 717 720 723.7 727.3 730 735 740 743 745.5 750				
Td		727.3-870 DOZER Fine grained rhyolite flow Green white in color. Auto brecciated texture.										

HOLE NUMBER RS-D357-99 PAGE 12 OF 13

LITH.	OX/RED.	LITHOLOGY	FT	GRAPHIC LOG	STRUCTURE	ALTERATION AND MINERALIZATION
Td		727.3-870 DOZER Fine grained rhyolite flow continues. Faint auto breccia texture. 792.6-781.5 Fault zone has discontinuous silicification with greatest in density on boundarys. Pinv 798 → white clay with Ag	750 760 770 780 790 800 810 820	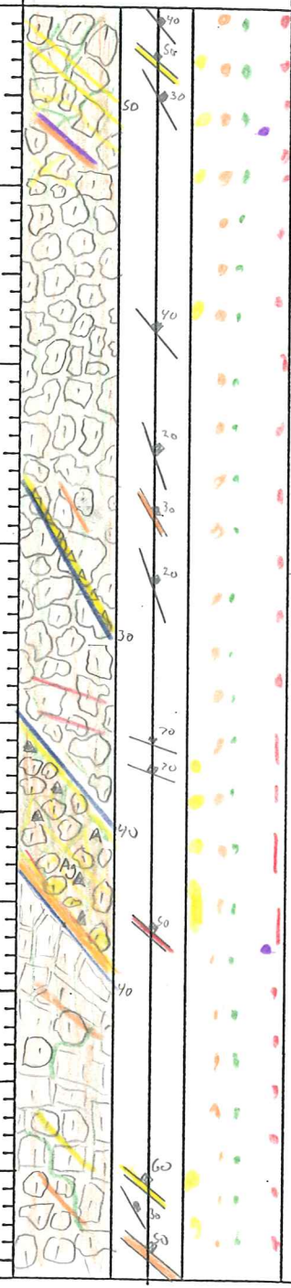	Auto breccia texture continues 772-778 Fracture zone. Slicks dip 40° to do of fracture 780.7-780.9 High angle silica healed milled Breccia 792.6-801.5 Fault zone with 40° to sheer surface. Footwall at 792.6 was very sharp	757 - Barite crystal with white clay 778 - pyrargyrite in white clay on fracture 792.6-801.5 CLAY and sulfides in fractures, Marcasite blades present on the fracture, Quartz is decomposing 812.4 Decomposing 1" qtz vein with barite crystal growth. bladed marcasite cluster

ANALYTICAL DATA

FROM	TO	W	Au	Ag	Au2
750	753				
753	755.4				
755.4	760				
760	765.2				
765.2	770				
770	775				
775	780				
780	784.9				
784.9	790				
790	792.6				
792.6	796.6				
796.6	801.5				
801.5	805.8				
805.8	810				
810	814.9				
814.9	820				

HOLE NUMBER RS-D357-99 PAGE 13 OF 13

LITH.	OX/RED.	LITHOLOGY	FT	GRAPHIC LOG	STRUCTURE	ALTERATION AND MINERALIZATION	ANALYTICAL DATA FROM	TO	W	Au	Ag	Au2
Td	R	727.3-870 DOZER Fine grained rhyolite flow contiuues Intensity of auto brecciation decreases below 831.2 to a crackle breccia texture with minimal expansion and no rotation.	820 830 840 850 860 870		825.2 – 831.2 Fault Breccia with Greater expansion in hanging wall half of interval. Contact at 831.2 Grades into fractured healed hanging wall Clasts are Subrounded 850 veining of Calcite, pyrite all begin to steepen reaching 20° too by 860	825.2-831.2 Silica healed breccia with barite on fracture surfaces Bladded Marcasite grows from Drusy qtz in Vug 835 – 870 Calcite veinlets in the Dozer begin 859 – Calcite forms 2" masses with 1" veins steep to core axis	820 825.2 828.5 831.2 835.1 840 845.2 850 855 860 865	825.2 828.5 831.2 835.1 840 845.2 850 855 860 865 870				
		TD 870										

HECLA MINING COMPANY – ROSEBUD PROJECT
GEOTECHNICAL DRILL LOG

HOLE # RS-D357-99 DATE: 6-5-99 LOGGED BY: D.G. MacKerron PAGE 1 OF 9

DRILL RUN		SOLID CORE	TOTAL CORE	RQD	ROCK STRENGTH		FRACTURE DATA				DENSITY DATA			
FROM	TO	RECOVERY (%)	RECOVERY (%)		DOWNHOLE DEPTH	POINT LOAD INDEX (psi)	FRACTURE DENSITY/FT.	AVG. ANGLE TO C.A.	ROUGHNESS	INFILL	DOWNHOLE DEPTH	SAMPLE WEIGHT (g)	DISPLACEMENT (cc)	DENSITY (g/cc)
0	7	32	50	8										
7	11	32	85	25										
11	16	60	86	32										
16	22	47	90	17										
22	27	34	100	12										
27	32.5	53	85	9										
32.5	37	62	95	31										
37	42	0	60	0										
42	45	0	83	0										
45	50	74	102	12										
50	55	80	94	26										

HECLA MINING COMPANY – ROSEBUD PROJECT
GEOTECHNICAL DRILL LOG

HOLE # RS-D357-99 DATE: 6-5-99 LOGGED BY: D.G. Macherrow PAGE 2 OF 9

DRILL RUN		SOLID CORE RECOVERY (%)	TOTAL CORE RECOVERY (%)	RQD	ROCK STRENGTH		FRACTURE DATA				DENSITY DATA			
FROM	TO				DOWNHOLE DEPTH	POINT LOAD INDEX (psi)	FRACTURE DENSITY/FT.	AVG. ANGLE TO C.A.	ROUGHNESS	INFILL	DOWNHOLE DEPTH	SAMPLE WEIGHT (g)	DISPLACEMENT (cc)	DENSITY (g/cc)
55	60	80	94	0										
60	65	58	100	20										
65	70	58	100	10										
70	75	100	102	48										
75	80	82	100	18										
80	90	100	102	53										
90	100	100	102	53										
100	108	86	100	20										
108	115	80	97	26										
115	124	81	97	39										
124	134	100	102	94										

HECLA MINING COMPANY – ROSEBUD PROJECT
GEOTECHNICAL DRILL LOG

HOLE # RS-D357-99 DATE: 6-6-99 LOGGED BY: D.G. Mackerrow PAGE 3 OF 9

DRILL RUN FROM	DRILL RUN TO	SOLID CORE RECOVERY (%)	TOTAL CORE RECOVERY (%)	RQD	ROCK STRENGTH DOWNHOLE DEPTH	ROCK STRENGTH POINT LOAD INDEX (psi)	FRACTURE DATA FRACTURE DENSITY/FT.	FRACTURE DATA AVG. ANGLE TO C.A.	FRACTURE DATA ROUGHNESS	FRACTURE DATA INFILL	DENSITY DATA DOWNHOLE DEPTH	DENSITY DATA SAMPLE WEIGHT (g)	DENSITY DATA DISPLACEMENT (cc)	DENSITY DATA DENSITY (g/cc)
134	144	83	100	48										
144	154	57	92	48										
154	164	59	100	49										
164	174	100	91	77										
174	175	100	70	50										
175	185	95	100	68										
185	195	100	100	68										
195	204.5	100	89	39										
204.5	215	93	100	48										
215	225	100	102	66										
225	235	100	101	76										

HECLA MINING COMPANY – ROSEBUD PROJECT
GEOTECHNICAL DRILL LOG

HOLE # RS-D357-99 DATE: 6-6-99 LOGGED BY: D.G. MacKerron PAGE 4 OF 9

DRILL RUN		SOLID CORE	TOTAL CORE	RQD	ROCK STRENGTH		FRACTURE DATA				DENSITY DATA			
FROM	TO	RECOVERY (%)	RECOVERY (%)		DOWNHOLE DEPTH	POINT LOAD INDEX (psi)	FRACTURE DENSITY/FT.	AVG. ANGLE TO C.A.	ROUGHNESS	INFILL	DOWNHOLE DEPTH	SAMPLE WEIGHT (g)	DISPLACEMENT (cc)	DENSITY (g/cc)
235	245	100	100	52										
245	255	100	100	67										
255	265	86	100	47										
265	270	100	100	72										
270	280	90	100	43										
280	290	88	100	53										
290	300	100	101	50										
300	310	97	100	53										
310	320	98	94	49										
320	330	88	96	46										
330	340	81	100	40										

HECLA MINING COMPANY – ROSEBUD PROJECT
GEOTECHNICAL DRILL LOG

HOLE # RS-D357-99 DATE: 6-7-99 LOGGED BY: D.G. Mackerrow PAGE 5 OF 9

DRILL RUN		SOLID CORE	TOTAL CORE	RQD	ROCK STRENGTH		FRACTURE DATA				DENSITY DATA			
FROM	TO	RECOVERY (%)	RECOVERY (%)		DOWNHOLE DEPTH	POINT LOAD INDEX (psi)	FRACTURE DENSITY/FT.	AVG. ANGLE TO C.A.	ROUGHNESS	INFILL	DOWNHOLE DEPTH	SAMPLE WEIGHT (g)	DISPLACEMENT (cc)	DENSITY (g/cc)
340	350	98	100	57										
350	360	91	100	43										
360	370	88	105	18										
370	380	90	101	26										
380	390	98	97	70										
390	400	100	100	55										
400	410	95	101	42										
410	420	97	100	41										
420	430	97	90	67										
430	440	96	98	66										
440	450	100	99	70										

HECLA MINING COMPANY – ROSEBUD PROJECT
GEOTECHNICAL DRILL LOG

HOLE # RS-D357-99 DATE: 6-7-99 LOGGED BY: D. G. MacKerrow PAGE 6 OF 9

DRILL RUN		SOLID CORE RECOVERY (%)	TOTAL CORE RECOVERY (%)	RQD	ROCK STRENGTH		FRACTURE DATA				DENSITY DATA			
FROM	TO				DOWNHOLE DEPTH	POINT LOAD INDEX (psi)	FRACTURE DENSITY/FT.	AVG. ANGLE TO C.A.	ROUGHNESS	INFILL	DOWNHOLE DEPTH	SAMPLE WEIGHT (g)	DISPLACEMENT (cc)	DENSITY (g/cc)
450	460	89	100	50										
460	470	98	97	65										
470	480	81	100	27										
480	490	68	100	38										
490	500	93	100	29										
500	510	100	103	40										
510	520	100	96	80										
520	530	74	100	40										
530	540	74	100	14										
540	550	58	100	28										
550	560	48	100	32										

HECLA MINING COMPANY – ROSEBUD PROJECT
GEOTECHNICAL DRILL LOG

HOLE # RS-D358-99 DATE: 6-9-99 LOGGED BY: D.G. Mackerrow PAGE 7 OF 9

DRILL RUN		SOLID CORE RECOVERY (%)	TOTAL CORE RECOVERY (%)	RQD	ROCK STRENGTH		FRACTURE DATA				DENSITY DATA			
FROM	TO				DOWNHOLE DEPTH	POINT LOAD INDEX (psi)	FRACTURE DENSITY/FT.	AVG. ANGLE TO C.A.	ROUGHNESS	INFILL	DOWNHOLE DEPTH	SAMPLE WEIGHT (g)	DISPLACEMENT (cc)	DENSITY (g/cc)
560	570	78	100	36										
570	580	80	100	11										
580	590	98	100	40										
590	600	100	97	63										
600	610	92	102	42										
610	620	96	100	55										
620	630	100	101	62										
630	640	106	98	64										
640	650	100	100	70										
650	660	100	96	65										
660	670	100	101	74										

HECLA MINING COMPANY – ROSEBUD PROJECT
GEOTECHNICAL DRILL LOG

HOLE # RS-D357-99 DATE: 6-9-99 LOGGED BY: D.G. MacKerrow PAGE 8 OF 9

DRILL RUN		SOLID CORE RECOVERY (%)	TOTAL CORE RECOVERY (%)	RQD	ROCK STRENGTH		FRACTURE DATA				DENSITY DATA			
FROM	TO				DOWNHOLE DEPTH	POINT LOAD INDEX (psi)	FRACTURE DENSITY/FT.	AVG. ANGLE TO C.A.	ROUGHNESS	INFILL	DOWNHOLE DEPTH	SAMPLE WEIGHT (g)	DISPLACEMENT (cc)	DENSITY (g/cc)
670	680	100	100	77										
680	690	100	100	69										
690	700	100	100	55										
700	710	87	98	49										
710	720	100	97	52										
720	730	100	100	63										
730	740	98	100	72										
740	750	100	100	60										
750	760	72	93	47										
760	770	96	94	60										
770	780	82	100	51										

HECLA MINING COMPANY – ROSEBUD PROJECT
GEOTECHNICAL DRILL LOG

HOLE # RS-D357-99 DATE: 6-10-99 LOGGED BY: DG. Mackerrow PAGE 9 OF 9

DRILL RUN		SOLID CORE RECOVERY (%)	TOTAL CORE RECOVERY (%)	RQD	ROCK STRENGTH		FRACTURE DATA				DENSITY DATA			
FROM	TO				DOWNHOLE DEPTH	POINT LOAD INDEX (psi)	FRACTURE DENSITY/FT.	AVG. ANGLE TO C.A.	ROUGHNESS	INFILL	DOWNHOLE DEPTH	SAMPLE WEIGHT (g)	DISPLACEMENT (cc)	DENSITY (g/cc)
780	790	95	100	700										
790	800	96	100	65										
800	810	100	102	69										
810	820	98	99	72										
820	830	99	101	80										
830	840	100	99	76										
840	850	100	100	96										
850	860	100	100	88										
860	870	94	93	63										

ROSEBUD MINING COMPANY, LLC.

HOLE #	RS-12357-99
FINISH HOLE	5/29/99
LOGGED BY	D.G. Mackerrow
ANGLE	+5
T.D	870
SURVEYED TO	
START HOLE	5/22/99
HOLE TYPE	Core
BEARING	S 55 W
PAGE 1 OF	1
COLLAR COORDINATES	
NORTH	
EAST	
ELEV	
DRILLER	Pat Bamford
DRILLING CO.	Longyear

Split 0-64

SRF 64-93.9

T.C.S. volcanic flow 93.9-108.5

Dozer 108.5-171.9

TCS Tuff 171.9-193.3

TCS Avo flow 193.3-210

TCS S.S. 210-472.2

TCS Tuff dyst Epic sed 472.2-584.4

TCS clystone 584.4-662.7

TCS Epic S.S. clyst

TCS A-desit 662.7-727.3

Auto by Dozer 727.3-870



ALTERATION INTENSITY

1 WEAK — 2 MODERATE — 3 STRONG

VERITHIN COLOR

737	SILICIFICATION
751	GREEN CLAY
747½	WHITE CLAY
755	PYRITE
757	MARCASITE

GRAPHIC LOG

VERITHIN COLOR

	BRECCIA
741	FAULT 741
	CONTACT
737	QUARTZ VEIN
741½	CALCITE VEIN
747½	CLAY VEIN
755	PYRITE VEIN

Alteration

- Argillic
- Silicification
- Chloritic
- Calcite/carbonate
- Py/Marcasite
- Barite

Newmont Gold Core Form

Hole# RS-D357-99
Logged by D.G. Mackenzie
Date 6-6-99
Area North Zone X cut Sec 1650
Coords
Az/Incl SSSE / +5
Total Depth 870
Contractor Longyear

Footage	% Rec	RQD	Litho: Formation	Litho: Rock type	Litho: Color	Au oz/st	Ag oz/st	Graphic	Structure: Attitudes	Structure: fault	Structure: breccia	Structure: vein	Structure: gouge	Comments	Alteration: Silic	Alteration: argillic	Alteration: clay	Alteration: prop	Alteration: Sericite	Alteration: Chlorite	Met.: FEOX	Met.: CO3	Met.: Sulfide	Mineralogy: Pyrite	Mineralogy: Marcasite	Mineralogy: Calc/Dolo	Mineralogy: Clay	Mineralogy: As SO4
			LBT	SPLAT	LT Gray									0-64 LBT SPLAT Vesicular Ash Fall Tuff	0	1	0	0	0	1	0	0	0	1	1	0	1	
															1										2			
20															0													
															1													
															0										2			
																									1			
40																												
																2											2	
60									50					64-93.9 S.R.F		0				0							1	3
															3													2
80																												
			DCS	Mud Flow										93.9-108.5 VOLCANIC MUD FLOW	0	1													0
100									50																		Tr	
			Td	Rhy	white gray				50					108.5 DOZER 171.9						1				2	2		2	1
														128.5-171.9 Autobreccia													1	
120														139-154 Silica from qtz stockwork						Tr								
																				0				1	1			
														128.5-171.9 Stibnite on fractures										2	2		2	
140															1													
														134-171.9 Pyrargyrite crystals on fx.														2
															0													
														158.3-158.8 shear														
160									40																			
																											1	1
			TCS	Tuff	Green									171-193.3 TUFF Fine grain volcani						1				1	0			0
180																				0								
																2												
																1				1								
				Mud Flow	Green Gray									193.3-210 VOLCANIC MUD FLOW						0								
200																												

Newmont Gold Core Form

Hole# RS-D357-99
Logged by D.G. Macherson
Date 6-7-99
Area North zone Xcut section 1650
Coords
Az/Incl S 55E / +5
Total Depth 870
Contractor Longyear

Footage	% Rec	RQD	Litho: Formation	Litho: Rock type	Litho: Color	Au oz/st	Ag oz/st	Graphic	Structure: Attitudes	Structure: fault	Structure: breccia	Structure: vein	Structure: gouge	Comments	Alteration: Silic	Alteration: argillic	Alteration: clay	Alteration: prop	Alteration: Sericite	Alteration: Chlorite	Met.: FEOX	Met.: CO3	Met.: Sulfide	Mineralogy: Pyrite	Mineralogy: Marcasite	Mineralogy: Calc/Dolo	Mineralogy: Clay	Mineralogy: BaSO4
200			TCS	Mud Flow	Green Grey									193.3-210 VOLCANIC MUDFLOW	0	1	0	0	0	0	0	0	0	1	0	0	1	0
																				1								
				SS.	Med Grey				40					210 SANDSTONE, CLAYSTONE TUFFS						0					1			
220																												
240															1													
															0													
															2												2	
260															0													
															1												1	
															0													
																									0		2	
280																												
															1										1			
															0												Tr	
																									0			
300														301.2-310 Coarse Sandstone		0												
																1												
320																												
															1													
															0													
340														355.5-358.5 Coarse sandstone														
																0											1	
360																1											2	
																											1	
																								2				
380																												
																								2	1			
400																												

Newmont Gold Core Form

Hole# RS-D357-99
Logged by D. Gamucherrow
Date 6-8-99
Area North Zone Xcut Sec 1650
Coords
Az/Incl S 55E / +5
Total Depth 870
Contractor Longyear

Footage	% Rec	RQD	Litho: Formation	Litho: Rock type	Litho: Color	Au oz/st	Ag oz/st	Graphic	Structure: Attitudes	Structure: fault	Structure: breccia	Structure: vein	Structure: gouge	Comments	Alteration: Silic	Alteration: argillic	Alteration: clay	Alteration: prop	Alteration: Sericite	Alteration: Chlorite	Met.: FEOX	Met.: CO3	Met.: Sulfide	Mineralogy: Pyrite	Mineralogy: Marcasite	Mineralogy: Calc/Dolo	Mineralogy: Clay
400			T.C.S	S.S.	Gray									TCS SANDSTONE	0	1	0	0	0	0	0	0	0	1	1	0	1
															1												
														409.5 2" qtz/py/mc vein											Tr		
									30																		
420																											
440														439.5-440.5 silica healed Bxx	3	0											
									50						1	1											
															0												
460														461-462.5 silica healed													
									50					breccia	2												
															0												
				clay st Tuff	Pyrite black									472.2 - 584.4 TCS CLAYSTONE AND TUFFS													
480									30																		
				SS	Gray																						
															1												
				clay st.	Green										0												
					Dk to Green															1							0
500																											
																				2							
																				1							
520																											
																											Tr
540																											0
																											Tr
																											0
560																											
																											Tr
																2											
																1											
																											0
580																											
					CLY stone	Dk Gray			60					584.4 - 617 CLAYSTONE		0				0							
															1												
600																											

Newmont Gold Core Form

Hole# _____ **Az/Incl** S SSE / +5

Logged by D.G. Mackerron **Area** North Zone X cut Sec **Total Depth** 870

Date 6/9/99 **Coords** _____ **Contractor** Long year

Footage	% Rec	RQD	Litho: Formation	Litho: Rock type	Litho: Color	Au oz/st	Ag oz/st	Graphic	Structure: Attitudes	Structure: fault	Structure: breccia	Structure: vein	Structure: gouge	Comments	Alteration: Silic	Alteration: argillic	Alteration: clay	Alteration: prop	Alteration: Sericite	Alteration: Chlorite	Met.: FEOX	Met.: CO3	Met.: Sulfide	Mineralogy: Pyrite	Mineralogy: Marcasite	Mineralogy: Calc/Dolo	Mineralogy: Clay	Mineralogy: Bo SOL
600			TCS	Cly St.	Gray									584.4 - 617 CLAYSTONE	1	0	0	0	0	0	0	0	0	1	Tr	0	1	0
														605 - 612 qtz stockwork and Breccias	2 1													
620				Cly St.	Grn Gray				20					617 - 640 TCS Epiclastic Sandstone	0	1				1							0	
																									1			
															1										0			
640				Clay St	Dk Gry				40					640 - 642.8 CLAYSTONE		0				0		0						
				S.S.					50					642.8 - 662.7 EPICLASTIC SANDSTONE AND CLAYSTONE	0	1				1		1				1		
									40					CLAY STONE TS chloritize in this section of wer						2		0						
660									20						1													
									50					662.7 - 727.3 TCS Porphyritic Andesite	0					1		1						
														Mica Feldspars Phenos with ALS. lithics														
680																									1	0		
																						0						
															1													
															0													
700														694 - 695 pyrargyrite											Tr			
																						1						
																				2		0			1			
															1					1								
720																												
			Td	Rhy	Grn White				40					727.3 - 870 DOZER	0										Tr		1	
740																												
															1													
															0													0
															1													
760														792.6 - 867.5 Fault	0													
																				Tr								
780																												
														798 - pyrargyrite														
															2					1					1			
800									40																			

Newmont Gold Core Form

Hole# RS-D357-99
Logged by D.G. Mackerron
Date 6-10-99
Area North Zone X cut Sec 1650
Coords
Az/Incl S 55E / +5
Total Depth 870
Contractor Longyear

Page 5 of 5

Footage	% Rec	RQD	Litho: Formation	Litho: Rock type	Litho: Color	Au oz/st	Ag oz/st	Graphic	Structure: Attitudes	Structure: fault	Structure: breccia	Structure: vein	Structure: gouge	Comments	Alteration: Silic	Alteration: argillic	Alteration: clay	Alteration: prop	Alteration: Sericite	Alteration: Chlorite	Met.: FEOX	Met.: CO3	Met.: Sulfide	Mineralogy: Pyrite	Mineralogy: Marcasite	Mineralogy: Calc/Dolo	Mineralogy: Clay	Mineralogy: Rosso4
800			Td	Rhy	Pale Grn White				40					727.3-870 DOZER	2/0	1	0	0	0	1	0	0	0	1	1	0	2/1	6
														792.6-801.5 Fault													2/1	
820																												
									50																			1/0
									50					826.2-831.2 Fault										Tr		0		
840																										1		
860																												
														TD 870														

ROSEBUD MINING COMPANY, LLC.

START HOLE: 5/22/99	FINISH HOLE: 5/29/99	HOLE #: RS-D357-99	
HOLE TYPE: Core	LOGGED BY: D.G. Mockerrow		
BEARING: S 55 W	ANGLE: +5	T.D: 870	
PAGE 1 OF 1	SURVEYED TO		

COLLAR COORDINATES

NORTH

EAST

ELEV

DRILLING CO. Longyear

DRILLER Pat Bamford

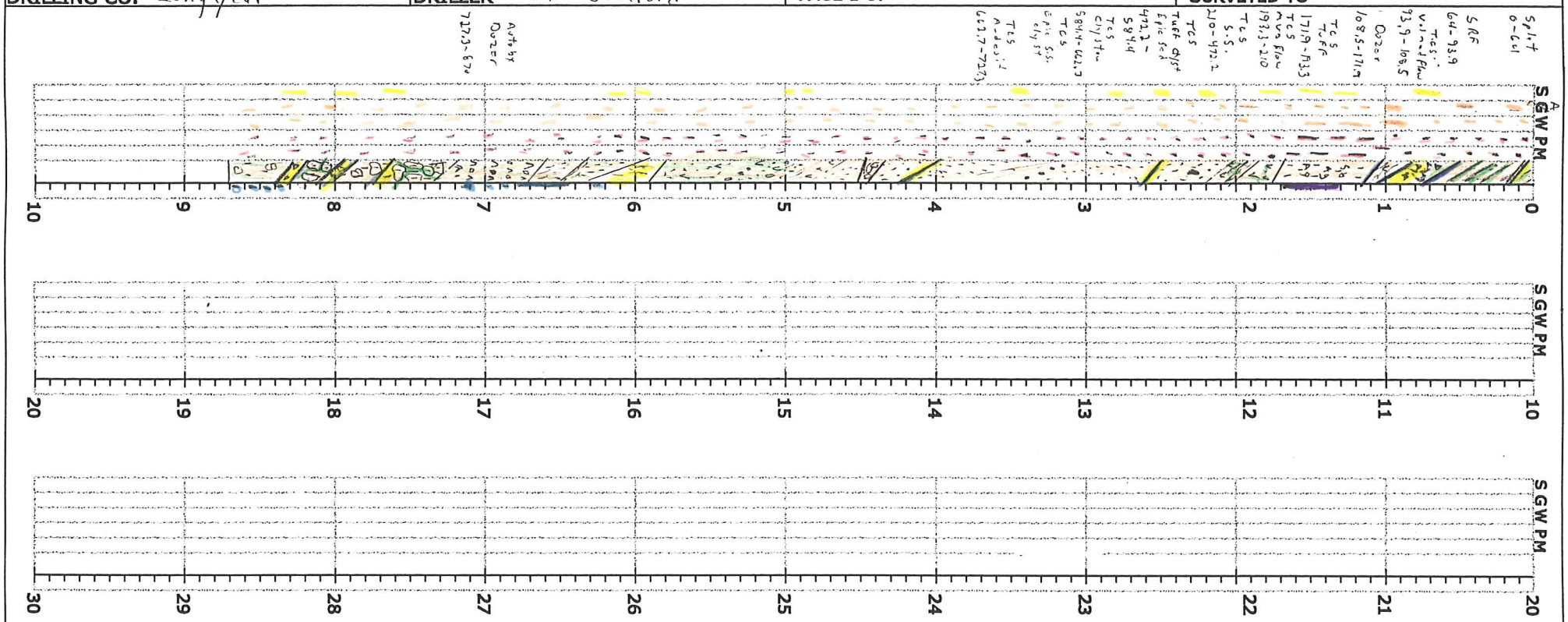

ALTERATION INTENSITY

1 WEAK — 2 MODERATE — 3 STRONG

VERITHIN COLOR

737 SILICIFICATION

751 GREEN CLAY

747½ WHITE CLAY

755 PYRITE

757 MARCASITE

GRAPHIC LOG

VERITHIN COLOR

741 BRECCIA

FAULT 741

CONTACT

737 QUARTZ VEIN

741½ CALCITE VEIN

747½ CLAY VEIN

755 PYRITE VEIN

Alteration

Argillic

Silicification

Chloritic

Calcite/carbonate

Py/Marcasite

Barite

AMERICAN ASSAY LABORATORIES

PROVISIONAL REPORT SP053789

Post-it™ Fax Note 7671	Date 6/28	# of pages ▶ 10
To Kurt Allen	From R. Vance	
Co./Dept.	Co.	
Phone #	Phone #	
Fax #	Fax #	

→At Don's request

PO BOX 11530
RENO NV,USA
Ph.(775) 356-0606, Fax.(775) 356-1413

I-D COMPANY

COPIES TO : G. BALLEW

: R. VANCE

: K. ALLEN

:

CLIENT REFERENCE No: RS-D357-99 RECEIVED : 14 JUN 1999

No. SAMPLES : 221 REPORTED : 28 JUN 1999

MAIN SAMPLE TYPE : DRILL CORE

NEVADA LEGISLATIVE DISCLAIMER :-
The results of this assay were based solely upon the content of the sample submitted. Any decision to invest should be made only after the potential investment value of the claim or deposit has been determined based on the results of assays of multiple samples of geological materials collected by the prospective investor or by a qualified person selected by him and based on an evaluation of all engineering data which is available concerning any proposed project.

ANALYSIS	ANALYTICAL METHOD	QUALITY PARAMETER	UNIT	DETECTION
Au	FA30	15%	ppb	5
Au(R)	FA30	15%	ppb	5
Au(OZ)	FA30	15%	OPT	0.001
Au(RZ)	FA30	15%	OPT	0.001
Ag	D210	10%	ppm	0.5
Ag(OZ)	D210	10%	OPT	0.02

SIGNATORY : Leonard E. Mackedon B.S.

AMERICAN ASSAY LABORATORIES

PROVISIONAL REPORT SP053789

CLIENT : NEWMONT GOLD COMPANY
PROJECT : ROSEBUD
REFERENCE : RS-D357-99

REPORTED : 28 JUN 1999

SAMPLES	Au	Au(R)	Au(OZ)	Au(RZ)	Ag	Ag(OZ)
RS-D357-99 0.0-2.6	<5		<0.001			
RS-D357-99 2.6-7.0	14		<0.001			
RS-D357-99 7.0-10.2	58		0.002			
RS-D357-99 10.2-11.0	DTF		DTF			
RS-D357-99 11-14	804		0.023			
RS-D357-99 14-16	4642		0.135			
RS-D357-99 16-19	266		0.008			
RS-D357-99 19.0-23.3	102		0.003			
RS-D357-99 23.3-27.0	219		0.006			
RS-D357-99 27.0-32.5	68		0.002			
RS-D357-99 32.5-37.0	96		0.003			
RS-D357-99 37-42	80		0.002			
~~RS-D357-99 37-42B~~	~~7182~~		~~0.209~~			
RS-D357-99 42-45	430		0.013			
RS-D357-99 45-50	103		0.003			
RS-D357-99 50-55	128		0.004			
RS-D357-99 55-60	4266		0.125			
RS-D357-99 60-64	110		0.003	2.7'		
RS-D357-99 64.0-66.7	9260		0.270	SRf		
RS-D357-99 66.7-70.0	2016		0.059			
RS-D357-99 70.0-73.9	2798		0.082			
RS-D357-99 73.9-77.0	1170		0.034			
RS-D357-99 77-79	420		0.012			
RS-D357-99 79-82	1468		0.043			
RS-D357-99 82-86	292		0.009			

AMERICAN ASSAY LABORATORIES

PROVISIONAL REPORT SP053789

CLIENT : NEWMONT GOLD COMPANY
PROJECT : ROSEBUD
REFERENCE : RS-D357-99

REPORTED : 28 JUN 1999

SAMPLES	Au	Au(R)	Au(OZ)	Au(RZ)	Ag	Ag(OZ)
RS-D357-99 86-90	1658		0.048			
RS-D357-99 90.0-93.9	1582		0.046			
RS-D357-99 93.9-96.8	212		0.006			
RS-D357-99 96.8-100.0	1200		0.035			
RS-D357-99 100-104	264		0.008			
RS-D357-99 104.0-108.5	152		0.004			
RS-D357-99 108.5-112.7	1158		0.034			
RS-D357-99 112.7-117.1	132		0.004			
RS-D357-99 117.1-121.0	242		0.007			
RS-D357-99 121-124	132		0.004			
RS-D357-99 124-129	80		0.002			
RS-D357-99 129-134	1118		0.033			
RS-D357-99 134-139	798		0.023			
RS-D357-99 139-144	1308		0.038			
RS-D357-99 144-149	560	592	0.016	0.017		
~~RS-D357-99 144-149B~~	~~12860~~	~~12543~~	~~0.375~~	~~0.366~~		
RS-D357-99 149-154	1378		0.040			
RS-D357-99 154.0-158.2	826		0.024			
RS-D357-99 158.2-159.7	2538		0.074			
RS-D357-99 159.7-164.0	1770		0.052			
RS-D357-99 164.0-168.7	1214		0.035			
RS-D357-99 168.7-171.9	740		0.022			
RS-D357-99 171.9-175.0	308		0.009			
RS-D357-99 175-180	140		0.004			
RS-D357-99 180-185	134		0.004			

AMERICAN ASSAY LABORATORIES

PROVISIONAL REPORT SP053789

CLIENT : NEWMONT GOLD COMPANY
PROJECT : ROSEBUD
REFERENCE : RS-D357-99

REPORTED : 28 JUN 1999

SAMPLES	Au	Au(R)	Au(OZ)	Au(RZ)	Ag	Ag(OZ)
RS-D357-99 185-190	412		0.012			
RS-D357-99 190.0-193.3	410	442	0.012	0.013		
RS-D357-99 193.3-198.3	136		0.004			
RS-D357-99 198.3-203.3	70		0.002			
RS-D357-99 203.3-206.6	103		0.003			
RS-D357-99 206.6-210.0	134		0.004			
RS-D357-99 210-215	996		0.029			
RS-D357-99 215.0-220.2	436		0.013			
RS-D357-99 220.2-225.0	2750		0.080			
RS-D357-99 225.0-230.3	1681		0.049			
RS-D357-99 230.3-235	478		0.014			
RS-D357-99 235.0-240.1	1964		0.057			
RS-D357-99 240.1-243.2	734		0.021			
RS-D357-99 243.2-246.1	548		0.016			
RS-D357-99 246.1-250.0	224		0.007			
RS-D357-99 250-255	270		0.008			
~~RS-D357-99 250-255R~~	~~7202~~	~~7502~~	~~0.210~~	~~0.221~~		
RS-D357-99 255.0-259.7	3968		0.116			
RS-D357-99 259.7-265.0	632	590	0.018	0.017		
RS-D357-99 265-270	408		0.012			
RS-D357-99 270-275	538		0.016			
RS-D357-99 275-280	542		0.016			
RS-D357-99 280.0-284.9	984		0.029			
RS-D357-99 284.9-290.0	1650		0.048			
RS-D357-99 290-295	426		0.012			

AMERICAN ASSAY LABORATORIES

PROVISIONAL REPORT SP053789

CLIENT : NEWMONT GOLD COMPANY
PROJECT : ROSEBUD
REFERENCE : RS-D357-99

REPORTED : 28 JUN 1999

SAMPLES	Au	Au(R)	Au(OZ)	Au(RZ)	Ag	Ag(OZ)
RS-D357-99 295-300	328		0.010			
RS-D357-99 300-305	54		0.002			
RS-D357-99 305-310	208		0.006			
RS-D357-99 310.0-314.9	<5		<0.001			
RS-D357-99 314.9-320.0	<5		<0.001			
RS-D357-99 320-325	108		0.003			
RS-D357-99 325-330	<5		<0.001			
RS-D357-99 330.0-334.1	266		0.008			
RS-D357-99 334.1-334.9	240		0.007			
RS-D357-99 334.9-340.0	6		<0.001			
RS-D357-99 340-345	<5		<0.001			
RS-D357-99 345-350	<5		<0.001			
RS-D357-99 350-355	566		0.017			
RS-D357-99 355.0-358.7	90	96	0.003	0.003		
RS-D357-99 358.7-362.5	132		0.004			
RS-D357-99 362.5-366.5	678		0.020			
RS-D357-99 366.5-370.0	22		<0.001			
RS-D367-99 370-375	<5		<0.001			
~~RS-D357-99 370-375(B)~~	~~136~~		~~0.004~~			
RS-D357-99 375-380	316		0.009			
RS-D367-99 380.0-384.9	2076		0.061			
RS-D357-99 384.9-390.0	102		0.003			
RS-D357-99 390.0-395.2	598		0.017			
RS-D357-99 395.2-400.0	370		0.011			
RS-D357-99 400.0-404.5	<5		<0.001			

AMERICAN ASSAY LABORATORIES

PROVISIONAL REPORT SP053789

CLIENT : NEWMONT GOLD COMPANY
PROJECT : ROSEBUD
REFERENCE : RS-D357-99

REPORTED : 28 JUN 1999

SAMPLES	Au	Au(R)	Au(OZ)	Au(RZ)	Ag	Ag(OZ)
RS-D357-99 404.5-408.5	496		0.014			
RS-D357-99 408.5-410.2	330		0.010			
RS-D357-99 410.2-415.0	10		<0.001			
RS-D357-99 415-420	142		0.004			
RS-D357-99 420-425	124		0.004			
RS-D357-99 425-430	730		0.021			
RS-D357-99 430.0-432.5	<5		<0.001			
RS-D357-99 432.5-436.5	1662		0.048			
RS-D357-99 436.5-439.5	692		0.020			
RS-D357-99 439.5-440.5	404		0.012			
RS-D357-99 440.5-444.8	3800		0.111			
RS-D357-99 444.8-446.8	3376		0.098			
RS-D357-99 446.8-449.5	604	578	0.018	0.017		
RS-D357-99 449.5-454.8	40		0.001			
RS-D357-99 454.8-460.0	146		0.004			
RS-D357-99 460-461	2050		0.060			
RS-D357-99 461.0-462.5	1438	1402	0.042	0.041		
RS-D357-99 462.5-464.5	720		0.021			
RS-D357-99 464.5-466.0	2198		0.064			
RS-D357-99 466-470	204		0.006			
RS-D357-99 470.0-472.2	66		0.002			
RS-D357-99 470.0-472.25	142		0.004			
RS-D357-99 472.2-476.0	100		0.003			
RS-D357-99 476-480	96		0.003			
RS-D357-99 480-483	8		<0.001			

AMERICAN ASSAY LABORATORIES

PROVISIONAL REPORT SP053789

CLIENT : NEWMONT GOLD COMPANY
PROJECT : ROSEBUD
REFERENCE : RS-D357-99

REPORTED : 28 JUN 1999

SAMPLES	Au	Au(R)	Au(OZ)	Au(RZ)	Ag	Ag(OZ)
RS-D357-99 483.0-487.3	50		0.001			
RS-D357-99 487.3-491.0 3.7	8360		0.244			
RS-D357-99 491-495	<5		<0.001			
RS-D357-99 495-500	176		0.005			
RS-D357-99 500-505	90		0.003			
RS-D357-99 505-510	<5		<0.001			
RS-D357-99 510.0-512.5	144		0.004			
RS-D357-99 512.5-514.4	1486	1476	0.043	0.043		
RS-D357-99 514.4-516.3	1658		0.048			
RS-D357-99 516.3-520.0	1654		0.048			
RS-D357-99 520-525	1080		0.032			
RS-D357-99 525-530	28		<0.001			
RS-D357-99 530.0-535.2	8		<0.001			
RS-D357-99 535.2-540.0	158		0.005			
RS-D357-99 540-545	3656		0.107			
RS-D357-99 545-550	10		<0.001			
RS-D357-99 550-555	10		<0.001			
RS-D357-99 555-560	<5		<0.001			
RS-D357-99 560-565	12		<0.001			
RS-D357-99 565-570	310	350	0.009	0.010		
RS-D357-99 570-575	260		0.008			
RS-D357-99 575-580	<5		<0.001			
RS-D357-99 580.0-584.4	<5		<0.001			
~~RS-D357-99 580.0-584.4~~	~~142~~		~~0.004~~			
RS-D357-99 584.4-586.3	8		<0.001			

3.7' TCS

CLIENT : NEWMONT GOLD COMPANY
PROJECT : ROSEBUD
REFERENCE : RS-D357-99

REPORTED : 28 JUN 1999

SAMPLES	Au	Au(R)	Au(OZ)	Au(RZ)	Ag	Ag(OZ)
RS-D357-99 586.3-590.0	372		0.011			
RS-D357-99 590.0-593.6	234		0.007			
RS-D357-99 593.6-594.8	103		0.003			
RS-D357-99 594.8-600.0	6		<0.001			
RS-D357-99 600-605	DTF		DTF			
RS-D357-99 605-610	<5		<0.001			
RS-D357-99 610.0-611.8	238		0.007			
RS-D357-99 611.8-614.5	<5		<0.001			
RS-D357-99 614.5-617.0	28		<0.001			
RS-D357-99 617-620	<5		<0.001			
RS-D357-99 620.0-624.8	84		0.002			
RS-D357-99 624.8-630.0	<5		<0.001			
RS-D357-99 630-635	<5		<0.001			
RS-D357-99 635-640	DTF		DTF			
RS-D357-99 640.0-642.8	32		<0.001			
RS-D357-99 642.8-646.0	<5		<0.001			
RS-D357-99 646-650	<5		<0.001			
RS-D357-99 650-655	<5		<0.001			
RS-D357-99 655-660	<5		<0.001			
RS-D357-99 660.0-662.7	<5		<0.001			
RS-D357-99 662.7-664.1	388		0.011			
RS-D357-99 664.1-670.0	10		<0.001			
RS-D357-99 670-675	<5		<0.001			
RS-D357-99 675-680	<5		<0.001			
RS-D357-99 680-685	<5		<0.001			

AMERICAN ASSAY LABORATORIES

PROVISIONAL REPORT SP053789

CLIENT : NEWMONT GOLD COMPANY
PROJECT : ROSEBUD
REFERENCE : RS-D357-99

REPORTED : 28 JUN 1999

SAMPLES	Au	Au(R)	Au(OZ)	Au(RZ)	Ag	Ag(OZ)
RS-D357-99 685-690	<5		<0.001			
RS-D357-99 690.0-691.9	362		0.011			
RS-D357-99 691.9-695.0	480		0.014			
RS-D357-99 695-700	6		<0.001			
RS-D357-99 700-705	292		0.009			
~~RS-D357-99 700-705(B)~~	~~13096~~	~~13300~~	~~0.382~~	~~0.388~~		
RS-D357-99 705-710	<5		<0.001			
RS-D357-99 710.0-712.4	8		<0.001			
RS-D357-99 712.4-717.0	428		0.012			
RS-D357-99 717-720	404		0.012			
RS-D357-99 720.0-723.9	288		0.008			
RS-D357-99 723.9-727.3	400		0.012			
RS-D357-99 727.3-730.0	16		<0.001			
RS-D357-99 730-735	552		0.016			
RS-D357-99 735-740	874		0.025			
RS-D357-99 740-743	334		0.010			
RS-D357-99 743.0-745.5	142	146	0.004	0.004		
RS-D357-99 745.5-750.0	18		<0.001			
RS-D357-99 750-753	178		0.005			
RS-D357-99 753.0-755.4	1630		0.048			
RS-D357-99 755.4-760.0	148		0.004			
RS-D357-99 760.0-765.2	116		0.003			
RS-D357-99 765.2-770.0	52		0.002			
RS-D357-99 770-775	80		0.002			
RS-D357-99 775-780	66		0.002			

AMERICAN ASSAY LABORATORIES

PROVISIONAL REPORT SP053789

CLIENT : NEWMONT GOLD COMPANY
PROJECT : ROSEBUD
REFERENCE : RS-D357-99

REPORTED : 28 JUN 1999

SAMPLES	Au	Au(R)	Au(OZ)	Au(RZ)	Ag	Ag(OZ)
RS-D357-99 780.0-784.9	88		0.003			
~~RS-D357-99 780.0-784.9(R)~~	~~13520~~		~~0.394~~			
RS-D357-99 784.9-790.0	426		0.012			
RS-D357-99 790.0-792.6	364		0.011			
RS-D357-99 792.6-796.6	1278		0.037			
RS-D357-99 796.6-801.5	590		0.017			
RS-D357-99 801.5-805.8	140		0.004			
RS-D357-99 805.8-810.0	294		0.009			
RS-D357-99 810.0-814.9	586		0.017			
RS-D357-99 814.9-820.0	532		0.016			
RS-D357-99 820.0-825.2	104		0.003			
RS-D357-99 825.2-828.5	156		0.005			
RS-D357-99 828.5-831.2	532		0.016			
RS-D357-99 831.2-835.1	2688		0.078			
RS-D357-99 835.1-840.0	262		0.008			
RS-D357-99 840.0-845.2	<5		<0.001			
RS-D357-99 845.2-850.0	1192		0.035			
RS-D357-99 850-855	894		0.026			
RS-D357-99 855-860	40		0.001			
RS-D357-99 860-865	8		<0.001			
RS-D357-99 865-870	<5		<0.001			

AMERICAN ASSAY LABORATORIES

PROVISIONAL REPORT SP053789

PO BOX 11530
RENO NV.USA
Ph.(775) 356-0606. Fax.(775) 356-1413

NEWMONT GOLD COMPANY

COPIES TO : C. BALLEW
: R. VANCE
: K. ALLEN
:

CLIENT REFERENCE No: RS-D357-99 RECEIVED : 14 JUN 1999

No. SAMPLES : 221 REPORTED : 12 JUL 1999

MAIN SAMPLE TYPE : DRILL CORE

NEVADA LEGISLATIVE DISCLAIMER :-
The results of this assay were based solely upon the content of the sample submitted. Any decision to invest should be made only after the potential investment value of the claim or deposit has been determined based on the results of assays of multiple samples of geological materials collected by the prospective investor or by a qualified person selected by him and based on an evaluation of all engineering data which is available concerning any proposed project.

ANALYSIS	ANALYTICAL METHOD	QUALITY PARAMETER	UNIT	DETECTION
Au	FA30	15%	ppb	5
Au(R)	FA30	15%	ppb	5
Au(OZ)	FA30	15%	OPT	0.001
Au(RZ)	FA30	15%	OPT	0.001
RESPLIT	AuTT	10%	ppb	5
Ag	D210	10%	ppm	0.5
Ag(OZ)	D210	10%	OPT	0.02

SIGNATORY : Leonard F. Mackedon B.S.

07/13/1999 12:15 7023561413 AMERICAN ASSAY LABS PAGE 01
7023561413

AMERICAN ASSAY LABORATORIES

PROVISIONAL REPORT SP053789

CLIENT : NEWMONT GOLD COMPANY
PROJECT : ROSEBUD
REFERENCE : RS-D357-99

REPORTED : 12 JUL 1999

SAMPLES	Au	Au(R)	Au(OZ)	Au(RZ)	RESPLIT	Ag
RS-D357-99 0.0-2.6	<5		<0.001			0.8
RS-D357-99 2.6-7.0	14		<0.001			1.5
RS-D357-99 7.0-10.2	58		0.002			1.9
RS-D357-99 10.2-11.0	65650		1.915		62513	121.2
RS-D357-99 11-14	804		0.023			1.8
RS-D357-99 14-16	4642		0.135			61.4
RS-D357-99 16-19	266		0.008			2.3
RS-D357-99 19.0-23.3	102		0.003			1.1
RS-D357-99 23.3-27.0	219		0.006			1.6
RS-D357-99 27.0-32.5	68		0.002			1.4
RS-D357-99 32.5-37.0	96		0.003			1.0
RS-D357-99 37-42	80		0.002			1.9
RS-D357-99 37-42B	7182		0.209			0.6
RS-D357-99 42-45	430		0.013			6.7
RS-D357-99 45-50	103		0.003			4.4
RS-D357-99 50-55	128		0.004			48.9
RS-D357-99 55-60	4286		0.125			20.5
RS-D357-99 60-64	110		0.003			10.9
RS-D357-99 64.0-66.7	9260		0.270			14.1
RS-D357-99 66.7-70.0	2016		0.059			6.7
RS-D357-99 70.0-73.9	2798		0.082			4.9
RS-D357-99 73.9-77.0	1170		0.034			9.4
RS-D357-99 77-79	420		0.012			5.0
RS-D357-99 79-82	1468		0.043			7.6
RS-D357-99 82-86	292		0.009			2.1

07/13/1999 12:15 7023561413 AMERICAN ASSAY LABS PAGE 02

AMERICAN ASSAY LABORATORIES

PROVISIONAL REPORT SP053789

CLIENT : NEWMONT GOLD COMPANY
PROJECT : ROSEBUD
REFERENCE : RS-D357-99

REPORTED : 12 JUL 1999

SAMPLES	Au	Au(R)	Au(OZ)	Au(RZ)	RESPLIT	Ag
RS-D357-99 86-90	1658		0.048			1.9
RS-D357-99 90.0-93.9	1582		0.046			13.0
RS-D357-99 93.9-96.8	212		0.006			6.7
RS-D357-99 96.8-100.0	1200		0.035			3.5
RS-D357-99 100-104	264		0.008			4.0
RS-D357-99 104.0-108.5	152		0.004			5.9
RS-D357-99 108.5-112.7	1158		0.034			4.0
RS-D357-99 112.7-117.1	132		0.004			6.7
RS-D357-99 117.1-121.0	242		0.007			6.9
RS-D357-99 121-124	132		0.004			25.6
RS-D357-99 124-129	80		0.002			24.2
RS-D357-99 129-134	1118		0.033			30.6
RS-D357-99 134-139	798		0.023			66.8
RS-D357-99 139-144	1308		0.038			74.5
RS-D357-99 144-149	560	592	0.016	0.017		83.6
~~RS-D357-99 144-149B~~	~~12860~~	~~12543~~	~~0.375~~	~~0.366~~		~~<0.5~~
RS-D357-99 149-154	1378		0.040			157.1
RS-D357-99 154.0-158.2	826		0.024			104.9
RS-D357-99 158.2-159.7	2538		0.074			477.3
RS-D357-99 159.7-164.0	1770		0.052			102.3
RS-D357-99 164.0-168.7	1214		0.035			84.7
RS-D357-99 168.7-171.9	740		0.022			60.9
RS-D357-99 171.9-175.0	308		0.009			15.7
RS-D357-99 175-180	140		0.004			16.8
RS-D357-99 180-185	134		0.004			9.5

AMERICAN ASSAY LABORATORIES

PROVISIONAL REPORT SP053789

CLIENT : NEWMONT GOLD COMPANY
PROJECT : ROSEBUD
REFERENCE : RS-D357-99

REPORTED : 12 JUL 1999

SAMPLES	Au	Au(R)	Au(OZ)	Au(RZ)	RESPLIT	Ag
RS-D357-99 185-190	412		0.012			8.2
RS-D357-99 190.0-193.3	410	442	0.012	0.013		40.8
RS-D357-99 193.3-198.3	136		0.004			7.2
RS-D357-99 198.3-203.3	70		0.002			3.6
RS-D357-99 203.3-206.6	103		0.003			4.0
RS-D357-99 206.6-210.0	134		0.004			4.6
RS-D357-99 210-215	996		0.029			12.3
RS-D357-99 215.0-220.2	436		0.013			43.2
RS-D357-99 220.2-225.0	2750		0.080			20.8
RS-D357-99 225.0-230.3	1681		0.049			7.4
RS-D357-99 230.3-235	478		0.014			4.3
RS-D357-99 235.0-240.1	1964		0.057			7.1
RS-D357-99 240.1-243.2	734		0.021			28.9
RS-D357-99 243.2-246.1	548		0.016			143.3
RS-D357-99 246.1-250.0	224		0.007			20.3
RS-D357-99 250-255	270		0.008			8.5
RS-D357-99 250-255R	7202	7582	0.210	0.221		0.9
RS-D357-99 255.0-259.7	3968		0.116			68.1
RS-D357-99 259.7-265.0	632	590	0.018	0.017		36.9
RS-D357-99 265-270	408		0.012			13.2
RS-D357-99 270-275	538		0.016			21.6
RS-D357-99 275-280	542		0.016			7.5
RS-D357-99 280.0-284.9	984		0.029			5.0
RS-D357-99 284.9-290.0	1650		0.048			9.9
RS-D357-99 290-295	426		0.012			6.3

AMERICAN ASSAY LABORATORIES

PROVISIONAL REPORT SP053789

CLIENT : NEWMONT GOLD COMPANY
PROJECT : ROSEBUD
REFERENCE : RS-D357-99

REPORTED : 12 JUL 1999

SAMPLES	Au	Au(R)	Au(OZ)	Au(RZ)	RESPLIT	Ag
RS-D357-99 295-300	328		0.010			2.4
RS-D357-99 300-305	54		0.002			2.3
RS-D357-99 305-310	208		0.006			2.6
RS-D357-99 310.0-314.9	<5		<0.001			1.9
RS-D357-99 314.9-320.0	<5		<0.001			1.4
RS-D357-99 320-325	108		0.003			1.8
RS-D357-99 325-330	<5		<0.001			1.7
RS-D357-99 330.0-334.1	266		0.008			3.0
RS-D357-99 334.1-334.9	240		0.007			3.8
RS-D357-99 334.9-340.0	6		<0.001			1.2
RS-D357-99 340-345	<5		<0.001			0.7
RS-D357-99 345-350	<5		<0.001			0.8
RS-D357-99 350-355	566		0.017			5.3
RS-D357-99 355.0-358.7	90	96	0.003	0.003		2.1
RS-D357-99 358.7-362.5	132		0.004			4.3
RS-D357-99 362.5-366.5	678		0.020			5.3
RS-D357-99 366.5-370.0	22		<0.001			3.4
RS-D357-99 370-375	<5		<0.001			1.5
~~RS-D357-99 370-375B~~	~~136~~		~~0.004~~			~~0.6~~
RS-D357-99 375-380	316		0.009			3.3
RS-D357-99 380.0-384.9	2076		0.061			14.6
RS-D357-99 384.9-390.0	102		0.003			3.8
RS-D357-99 390.0-395.2	598		0.017			3.9
RS-D357-99 395.2-400.0	370		0.011			3.6
RS-D357-99 400.0-404.5	<5		<0.001			1.2

AMERICAN ASSAY LABORATORIES

PROVISIONAL REPORT SP053789

CLIENT : NEWMONT GOLD COMPANY
PROJECT : ROSEBUD
REFERENCE : RS-D357-99

REPORTED : 12 JUL 1999

SAMPLES	Au	Au(R)	Au(OZ)	Au(RZ)	RESPLIT	Ag
RS-D357-99 404.5-408.5	496		0.014			3.6
RS-D357-99 408.5-410.2	330		0.010			8.4
RS-D357-99 410.2-415.0	10		<0.001			1.9
RS-D357-99 415-420	142		0.004			1.6
RS-D357-99 420-425	124		0.004			2.4
RS-D357-99 425-430	730		0.021			1.5
RS-D357-99 430.0-432.5	<5		<0.001			2.1
RS-D357-99 432.5-436.5	1662		0.048			2.6
RS-D357-99 436.5-439.5	692		0.020			3.3
RS-D357-99 439.5-440.5	404		0.012			31.9
RS-D357-99 440.5-444.8	3800		0.111			5.2
RS-D357-99 444.8-446.8	3376		0.098			66.8
RS-D357-99 446.8-449.5	604	578	0.018	0.017		3.6
RS-D357-99 449.5-454.8	40		0.001			2.0
RS-D357-99 454.8-460.0	146		0.004			2.0
RS-D357-99 460-461	2050		0.060			2.1
RS-D357-99 461.0-462.5	1438	1402	0.042	0.041		5.5
RS-D357-99 462.5-464.5	720		0.021			35.0
RS-D357-99 464.5-466.0	2198		0.064			35.2
RS-D357-99 466-470	204		0.006			2.1
RS-D357-99 470.0-472.2	66		0.002			3.1
~~RS-D357-99 470.0-472.2B~~	~~142~~		~~0.004~~			~~<0.5~~
RS-D357-99 472.2-476.0	100		0.003			3.7
RS-D357-99 476-480	96		0.003			1.6
RS-D357-99 480-483	8		<0.001			1.6

AMERICAN ASSAY LABORATORIES

PROVISIONAL REPORT SP053789

CLIENT : NEWMONT GOLD COMPANY
PROJECT : ROSEBUD
REFERENCE : RS-D357-99

REPORTED : 12 JUL 1999

SAMPLES	Au	Au(R)	Au(OZ)	Au(RZ)	RESPLIT	Ag
RS-D357-99 483.0-487.3	50		0.001			2.2
RS-D357-99 487.3-491.0	8360		0.244			62.3
RS-D357-99 491-495	<5		<0.001			3.1
RS-D357-99 495-500	176		0.005			1.2
RS-D357-99 500-505	90		0.003			1.8
RS-D357-99 505-510	<5		<0.001			1.1
RS-D357-99 510.0-512.5	144		0.004			21.7
RS-D357-99 512.5-514.4	1486	1476	0.043	0.043		4.6
RS-D357-99 514.4-516.3	1658		0.048			3.7
RS-D357-99 516.3-520.0	1654		0.048			23.2
RS-D357-99 520-525	1080		0.032			1.4
RS-D357-99 525-530	28		<0.001			0.9
RS-D357-99 530.0-535.2	8		<0.001			1.3
RS-D357-99 535.2-540.0	158		0.005			1.3
RS-D357-99 540-545	3656		0.107			84.6
RS-D357-99 545-550	10		<0.001			1.0
RS-D357-99 550-555	10		<0.001			1.6
RS-D357-99 555-560	<5		<0.001			0.5
RS-D357-99 560-565	12		<0.001			1.2
RS-D357-99 565-570	310	350	0.009	0.010		2.9
RS-D357-99 570-575	260		0.008			0.8
RS-D357-99 575-580	<5		<0.001			0.6
RS-D357-99 580.0-584.4	<5		<0.001			0.7
~~RS-D357-99 580.0-584.4B~~	~~142~~		~~0.004~~			~~<0.5~~
RS-D357-99 584.4-586.3	8		<0.001			4.6

AMERICAN ASSAY LABORATORIES

PROVISIONAL REPORT SP053789

CLIENT : NEWMONT GOLD COMPANY
PROJECT : ROSEBUD
REFERENCE : RS-D357-99

REPORTED : 12 JUL 1999

SAMPLES	Au	Au(R)	Au(OZ)	Au(RZ)	RESPLIT	Ag
RS-D357-99 586.3-590.0	372		0.011			1.9
RS-D357-99 590.0-593.6	234		0.007			113.9
RS-D357-99 593.6-594.8	103		0.003			3.9
RS-D357-99 594.8-600.0	6		<0.001			1.6
RS-D357-99 600-605	386		0.011			2.4
RS-D357-99 605-610	<5		<0.001			1.9
RS-D357-99 610.0-611.8	238		0.007			153.2
RS-D357-99 611.8-614.5	<5		<0.001			2.7
RS-D357-99 614.5-617.0	28		<0.001			3.3
RS-D357-99 617-620	<5		<0.001			0.8
RS-D357-99 620.0-624.8	84		0.002			0.7
RS-D357-99 624.8-630.0	<5		<0.001			0.6
RS-D357-99 630-635	<5		<0.001			<0.5
RS-D357-99 635-640	1106		0.032			119.3
RS-D357-99 640.0-642.8	32		<0.001			1.8
RS-D357-99 642.8-646.0	<5		<0.001			1.8
RS-D357-99 646-650	<5		<0.001			<0.5
RS-D357-99 650-655	<5		<0.001			0.5
RS-D357-99 655-660	<5		<0.001			<0.5
RS-D357-99 660.0-662.7	<5		<0.001			1.2
RS-D357-99 662.7-664.1	388		0.011			3.0
RS-D357-99 664.1-670.0	10		<0.001			<0.5
RS-D357-99 670-675	<5		<0.001			<0.5
RS-D357-99 675-680	<5		<0.001			0.7
RS-D357-99 680-685	<5		<0.001			0.9

AMERICAN ASSAY LABORATORIES

PROVISIONAL REPORT SP053789

CLIENT : NEWMONT GOLD COMPANY
PROJECT : ROSEBUD
REFERENCE : RS-D357-99

REPORTED : 12 JUL 1999

SAMPLES	Au	Au(R)	Au(OZ)	Au(RZ)	RESPLIT	Ag
RS-D357-99 685-690	<5		<0.001			0.6
RS-D357-99 690.0-691.9	362		0.011			2.4
RS-D357-99 691.9-695.0	480		0.014			512.5
RS-D357-99 695-700	6		<0.001			1.9
RS-D357-99 700-705	292		0.009			2.2
~~RS-D357-99 700-705B~~	~~13096~~	~~13300~~	~~0.382~~	~~0.388~~		~~<0.5~~
RS-D357-99 705-710	<5		<0.001			0.8
RS-D357-99 710.0-712.4	8		<0.001			0.7
RS-D357-99 712.4-717.0	428		0.012			<0.5
RS-D357-99 717-720	404		0.012			1.3
RS-D357-99 720.0-723.9	288		0.008			1.3
RS-D357-99 723.9-727.3	400		0.012			35.9
RS-D357-99 727.3-730.0	16		<0.001			1.1
RS-D357-99 730-735	552		0.016			0.9
RS-D357-99 735-740	874		0.025			1.8
RS-D357-99 740-743	334		0.010			48.9
RS-D357-99 743.0-745.5	142	148	0.004	0.004		63.0
RS-D357-99 745.5-750.0	18		<0.001			51.4
RS-D357-99 750-753	178		0.005			3.6
RS-D357-99 753.0-755.4	1630		0.048			1001.4
RS-D357-99 755.4-760.0	148		0.004			63.5
RS-D357-99 760.0-765.2	116		0.003			28.5
RS-D357-99 765.2-770.0	52		0.002			1.8
RS-D357-99 770-775	80		0.002			2.2
RS-D357-99 775-780	66		0.002			1.9

AMERICAN ASSAY LABORATORIES

PROVISIONAL REPORT SP053789

CLIENT : NEWMONT GOLD COMPANY
PROJECT : ROSEBUD
REFERENCE : RS-D357-99

REPORTED : 12 JUL 1999

SAMPLES	Au	Au(R)	Au(OZ)	Au(RZ)	RESPLIT	Ag
RS-D357-99 780.0-784.9	88		0.003			1.4
RS-D357-99 780.0-784.9B	13520		0.394			<0.5
RS-D357-99 784.9-790.0	426		0.012			1.9
RS-D357-99 790.0-792.6	364		0.011			1.6
RS-D357-99 792.6-796.6	1278		0.037			3.9
RS-D357-99 796.6-801.5	590		0.017			49.1
RS-D357-99 801.5-805.8	140		0.004			2.4
RS-D357-99 805.8-810.0	294		0.009			161.3
RS-D357-99 810.0-814.9	586		0.017			4.0
RS-D357-99 814.9-820.0	532		0.016			2.6
RS-D357-99 820.0-825.2	104		0.003			1.9
RS-D357-99 825.2-828.5	156		0.005			2.0
RS-D357-99 828.5-831.2	532		0.016			3.0
RS-D357-99 831.2-835.1	2688		0.078			1.1
RS-D357-99 835.1-840.0	262		0.008			5.2
RS-D357-99 840.0-845.2	<5		<0.001			0.7
RS-D357-99 845.2-850.0	1192		0.035			3.3
RS-D357-99 850-855	894		0.026			2.2
RS-D357-99 855-860	40		0.001			2.8
RS-D357-99 860-865	8		<0.001			0.8
RS-D357-99 865-870	<5		<0.001			<0.5

AMERICAN ASSAY LABORATORIES

PROVISIONAL REPORT SP053789

CLIENT : NEWMONT GOLD COMPANY
PROJECT : ROSEBUD
REFERENCE : RS-D357-99

REPORTED : 12 JUL 1999

SAMPLES	Ag(OZ)
RS-D357-99 0.0-2.6	0.02
RS-D357-99 2.6-7.0	0.04
RS-D357-99 7.0-10.2	0.06
RS-D357-99 10.2-11.0	3.54
RS-D357-99 11-14	0.05
RS-D357-99 14-16	1.79
RS-D357-99 16-19	0.07
RS-D357-99 19.0-23.3	0.03
RS-D357-99 23.3-27.0	0.05
RS-D357-99 27.0-32.5	0.04
RS-D357-99 32.5-37.0	0.03
RS-D357-99 37-42	0.06
RS-D357-99 37-42B	<0.02
RS-D357-99 42-45	0.20
RS-D357-99 45-50	0.13
RS-D357-99 50-55	1.43
RS-D357-99 55-60	0.60
RS-D357-99 60-64	0.32
RS-D357-99 64.0-66.7	0.41
RS-D357-99 66.7-70.0	0.20
RS-D357-99 70.0-73.9	0.14
RS-D357-99 73.9-77.0	0.27
RS-D357-99 77-79	0.15
RS-D357-99 79-82	0.22
RS-D357-99 82-86	0.06

AMERICAN ASSAY LABORATORIES

PROVISIONAL REPORT SP053789

CLIENT : NEWMONT GOLD COMPANY
PROJECT : ROSEBUD
REFERENCE : RS-D357-99

REPORTED : 12 JUL 1999

SAMPLES	Ag(OZ)
RS-D357-99 86-90	0.06
RS-D357-99 90.0-93.9	0.38
RS-D357-99 93.9-96.8	0.20
RS-D357-99 96.8-100.0	0.10
RS-D357-99 100-104	0.12
RS-D357-99 104.0-108.5	0.17
RS-D357-99 108.5-112.7	0.12
RS-D357-99 112.7-117.1	0.20
RS-D357-99 117.1-121.0	0.20
RS-D357-99 121-124	0.75
RS-D357-99 124-129	0.71
RS-D357-99 129-134	0.89
RS-D357-99 134-139	1.95
RS-D357-99 139-144	2.17
RS-D357-99 144-149	2.44
~~RS-D357-99 144-149R~~	~~<0.02~~
RS-D357-99 149-154	4.58
RS-D357-99 154.0-158.2	3.06
RS-D357-99 158.2-159.7	13.92
RS-D357-99 159.7-164.0	2.98
RS-D357-99 164.0-168.7	2.47
RS-D357-99 168.7-171.9	1.78
RS-D357-99 171.9-175.0	0.46
RS-D357-99 175-180	0.49
RS-D357-99 180-185	0.28

AMERICAN ASSAY LABORATORIES

PROVISIONAL REPORT SP053789

CLIENT : NEWMONT GOLD COMPANY
PROJECT : ROSEBUD
REFERENCE : RS-D357-99

REPORTED : 12 JUL 1999

SAMPLES	Ag(OZ.)
RS-D357-99 185-190	0.24
RS-D357-99 190.0-193.3	1.19
RS-D357-99 193.3-198.3	0.21
RS-D357-99 198.3-203.3	0.11
RS-D357-99 203.3-206.6	0.12
RS-D357-99 206.6-210.0	0.13
RS-D357-99 210-215	0.36
RS-D357-99 215.0-220.2	1.26
RS-D357-99 220.2-225.0	0.61
RS-D357-99 225.0-230.3	0.22
RS-D357-99 230.3-235	0.13
RS-D357-99 235.0-240.1	0.21
RS-D357-99 240.1-243.2	0.84
RS-D357-99 243.2-246.1	4.18
RS-D357-99 246.1-250.0	0.59
RS-D357-99 250-255	0.25
~~RS-D357-99 250-255B~~	~~0.03~~
RS-D357-99 255.0-259.7	1.99
RS-D357-99 259.7-265.0	1.08
RS-D357-99 265-270	0.39
RS-D357-99 270-275	0.63
RS-D357-99 275-280	0.22
RS-D357-99 280.0-284.9	0.15
RS-D357-99 284.9-290.0	0.29
RS-D357-99 290-295	0.18

AMERICAN ASSAY LABORATORIES

PROVISIONAL REPORT SP053789

CLIENT : NEWMONT GOLD COMPANY
PROJECT : ROSEBUD
REFERENCE : RS-D357-99

REPORTED : 12 JUL 1999

SAMPLES	Ag(OZ)
RS-D357-99 295-300	0.07
RS-D357-99 300-305	0.07
RS-D357-99 305-310	0.08
RS-D357-99 310.0-314.9	0.06
RS-D357-99 314.9-320.0	0.04
RS-D357-99 320-325	0.05
RS-D357-99 325-330	0.05
RS-D357-99 330.0-334.1	0.09
RS-D357-99 334.1-334.9	0.11
RS-D357-99 334.9-340.0	0.04
RS-D357-99 340-345	0.02
RS-D357-99 345-350	0.02
RS-D357-99 350-355	0.15
RS-D357-99 355.0-358.7	0.06
RS-D357-99 358.7-362.5	0.13
RS-D357-99 362.5-366.5	0.15
RS-D357-99 366.5-370.0	0.10
RS-D357-99 370-375	0.04
RS-D357-99 370-375B	<0.02
RS-D357-99 375-380	0.10
RS-D357-99 380.0-384.9	0.43
RS-D357-99 384.9-390.0	0.11
RS-D357-99 390.0-395.2	0.11
RS-D357-99 395.2-400.0	0.11
RS-D357-99 400.0-404.5	0.04

AMERICAN ASSAY LABORATORIES

PROVISIONAL REPORT SP053789

CLIENT : NEWMONT GOLD COMPANY
PROJECT : ROSEBUD
REFERENCE : RS-D357-99

REPORTED : 12 JUL 1999

SAMPLES	Ag(OZ)
RS-D357-99 404.5-408.5	0.11
RS-D357-99 408.5-410.2	0.25
RS-D357-99 410.2-415.0	0.06
RS-D357-99 415-420	0.05
RS-D357-99 420-425	0.07
RS-D357-99 425-430	0.04
RS-D357-99 430.0-432.5	0.06
RS-D357-99 432.5-436.5	0.08
RS-D357-99 436.5-439.5	0.10
RS-D357-99 439.5-440.5	0.93
RS-D357-99 440.5-444.8	0.15
RS-D357-99 444.8-446.8	1.95
RS-D357-99 446.8-449.5	0.11
RS-D357-99 449.5-454.8	0.06
RS-D357-99 454.8-460.0	0.06
RS-D357-99 460-461	0.06
RS-D357-99 461.0-462.5	0.16
RS-D357-99 462.5-464.5	1.02
RS-D357-99 464.5-466.0	1.03
RS-D357-99 466-470	0.06
RS-D357-99 470.0-472.2	0.09
~~RS-D357-99 470.0-472.2B~~	~~<0.02~~
RS-D357-99 472.2-476.0	0.11
RS-D357-99 476-480	0.05
RS-D357-99 480-483	0.05

AMERICAN ASSAY LABORATORIES

PROVISIONAL REPORT SP053789

CLIENT : NEWMONT GOLD COMPANY
PROJECT : ROSEBUD
REFERENCE : RS-D357-99

REPORTED : 12 JUL 1999

SAMPLES	Ag(OZ)
RS-D357-99 483.0-487.3	0.06
RS-D357-99 487.3-491.0	1.82
RS-D357-99 491-495	0.09
RS-D357-99 495-500	0.04
RS-D357-99 500-505	0.05
RS-D357-99 505-510	0.03
RS-D357-99 510.0-512.5	0.63
RS-D357-99 512.5-514.4	0.13
RS-D357-99 514.4-516.3	0.11
RS-D357-99 516.3-520.0	0.68
RS-D357-99 520-525	0.04
RS-D357-99 525-530	0.03
RS-D357-99 530.0-535.2	0.04
RS-D357-99 535.2-540.0	0.04
RS-D357-99 540-545	2.47
RS-D357-99 545-550	0.03
RS-D357-99 550-555	0.05
RS-D357-99 555-560	<0.02
RS-D357-99 560-565	0.04
RS-D357-99 565-570	0.08
RS-D357-99 570-575	0.02
RS-D357-99 575-580	<0.02
RS-D357-99 580.0-584.4	0.02
~~RS-D357-99 580.0-584.4B~~	~~<0.02~~
RS-D357-99 584.4-586.3	0.13

AMERICAN ASSAY LABORATORIES

PROVISIONAL REPORT SP053789

CLIENT : NEWMONT GOLD COMPANY
PROJECT : ROSEBUD
REFERENCE : RS-D357-99

REPORTED : 12 JUL 1999

SAMPLES	Ag(OZ)
RS-D357-99 586.3-590.0	0.06
RS-D357-99 590.0-593.6	3.32
RS-D357-99 593.6-594.8	0.11
RS-D357-99 594.8-600.0	0.05
RS-D357-99 600-605	0.07
RS-D357-99 605-610	0.06
RS-D357-99 610.0-611.8	4.47
RS-D357-99 611.8-614.5	0.08
RS-D357-99 614.5-617.0	0.10
RS-D357-99 617-620	0.02
RS-D357-99 620.0-624.8	0.02
RS-D357-99 624.8-630.0	<0.02
RS-D357-99 630-635	<0.02
RS-D357-99 635-640	3.48
RS-D357-99 640.0-642.8	0.05
RS-D357-99 642.8-646.0	0.05
RS-D357-99 646-650	<0.02
RS-D357-99 650-655	<0.02
RS-D357-99 655-660	<0.02
RS-D357-99 660.0-662.7	0.04
RS-D357-99 662.7-664.1	0.09
RS-D357-99 664.1-670.0	<0.02
RS-D357-99 670-675	<0.02
RS-D357-99 675-680	0.02
RS-D357-99 680-685	0.03

AMERICAN ASSAY LABORATORIES

PROVISIONAL REPORT SP053789

CLIENT : NEWMONT GOLD COMPANY
PROJECT : ROSEBUD
REFERENCE : RS-D357-99

REPORTED : 12 JUL 1999

SAMPLES	Ag(OZ)
RS-D357-99 685-690	<0.02
RS-D357-99 690.0-691.9	0.07
RS-D357-99 691.9-695.0	14.95
RS-D357-99 695-700	0.06
RS-D357-99 700-705	0.06
RS-D357-99 700-705B	<0.02
RS-D357-99 705-710	0.02
RS-D357-99 710.0-712.4	0.02
RS-D357-99 712.4-717.0	<0.02
RS-D357-99 717-720	0.04
RS-D357-99 720.0-723.9	0.04
RS-D357-99 723.9-727.3	1.05
RS-D357-99 727.3-730.0	0.03
RS-D357-99 730-735	0.03
RS-D357-99 735-740	0.05
RS-D357-99 740-743	1.43
RS-D357-99 743.0-745.5	1.84
RS-D357-99 745.5-750.0	1.50
RS-D357-99 750-753	0.11
RS-D357-99 753.0-755.4	29.21
RS-D357-99 755.4-760.0	1.85
RS-D357-99 760.0-765.2	0.83
RS-D357-99 765.2-770.0	0.05
RS-D357-99 770-775	0.06
RS-D357-99 775-780	0.06

AMERICAN ASSAY LABORATORIES

PROVISIONAL REPORT SP053789

CLIENT : NEWMONT GOLD COMPANY
PROJECT : ROSEBUD
REFERENCE : RS-D357-99

REPORTED : 12 JUL 1999

SAMPLES	Ag(OZ)
RS-D357-99 780.0-784.9	0.04
~~RS-D357-99 780.0-784.9B~~	~~<0.02~~
RS-D357-99 784.9-790.0	0.06
RS-D357-99 790.0-792.6	0.05
RS-D357-99 792.6-796.6	0.11
RS-D357-99 796.6-801.5	1.43
RS-D357-99 801.5-805.8	0.07
RS-D357-99 805.8-810.0	4.71
RS-D357-99 810.0-814.9	0.12
RS-D357-99 814.9-820.0	0.08
RS-D357-99 820.0-825.2	0.06
RS-D357-99 825.2-828.5	0.06
RS-D357-99 828.5-831.2	0.09
RS-D357-99 831.2-835.1	0.03
RS-D357-99 835.1-840.0	0.15
RS-D357-99 840.0-845.2	0.02
RS-D357-99 845.2-850.0	0.10
RS-D357-99 850-855	0.06
RS-D357-99 855-860	0.08
RS-D357-99 860-865	0.02
RS-D357-99 865-870	<0.02

AMERICAN ASSAY LABORATORIES
1500 GLENDALE AVE.
SPARKS, NV 89431
PHONE: (775) 356-0606
FAX (775) 356-1413

CLIENT: *NEWMONT GOLD COMPANY*
CLIENT REF: ROSEBUD EXPLORATION
AAL REF: sp053789
METHOD: AAL 01-2 + Se

ELEMENT SAMPLES	Ag ppm	Al %	As ppm	B ppm	Ba ppm	Bi ppm	Ca %	Cd ppm	Co ppm	Cr ppm	Cu ppm	Fe %	Hg ppb	K %	La ppm	Mg %	Mn ppm	Mo ppm	Na %	Ni ppm	P %	Pb ppm	Sb ppm	Se ppm	Sr ppm	Th ppm	Ti %	U ppm	V ppm	W ppm	Zn ppm
RS-D357-99 00-19	18.7	0.64	87	< 3	43	< 3	0.35	0.2	4	31	44	3.47	124	0.28	14	0.04	137	5	0.01	5	0.054	19	13	17.8	39	3	< .01	< 8	3	< 2	61
RS-D357-99 19-42	1.2	0.59	99	< 3	73	< 3	0.22	0.3	3	26	15	2.15	126	0.26	15	0.03	53	4	0.01	3	0.039	20	7	9.3	105	4	< .01	< 8	2	< 2	58
RS-D357-99 42-64	18.3	0.57	102	< 3	45	< 3	0.16	0.4	6	22	43	2.19	257	0.24	10	0.03	47	5	0.01	10	0.01	20	17	17.4	59	3	< .01	< 8	2	< 2	148
RS-D357-99 64.0-73.9	4.6	0.42	45	< 3	68	< 3	0.07	0.3	9	43	32	1.42	301	0.17	11	0.02	49	5	0.01	10	0.011	12	15	9.4	99	2	< .01	< 8	2	< 2	130
RS-D357-99 73.9-93.9	5.7	0.19	73	< 3	93	< 3	0.03	< .2	3	75	54	1.68	299	0.08	9	0.01	95	9	< .01	10	0.006	6	18	10.9	82	2	< .01	< 8	2	< 2	22
RS-D357-99 93.9-108.5	4.7	0.56	74	< 3	72	< 3	0.09	1.4	14	25	104	1.8	402	0.25	5	0.04	38	3	0.01	44	0.028	6	27	13.7	91	< 2	< .01	< 8	7	< 2	150
RS-D357-99 108.5-129.0	12	0.48	59	< 3	52	< 3	0.09	0.2	7	22	8	1.61	172	0.22	41	0.03	44	3	0.01	7	0.011	16	37	15.5	21	7	< .01	< 8	2	< 2	61
RS-D357-99 129-149	59.3	0.39	47	< 3	297	< 3	0.07	0.2	4	28	17	0.7	200	0.17	45	0.02	45	3	0.01	5	0.01	9	598	70.4	14	7	< .01	< 8	1	< 2	45
RS-D357-99 149.0-171.9	152.3	0.59	248	< 3	58	< 3	0.12	1.1	29	26	12	1.83	5665	0.17	37	0.03	55	7	0.01	30	0.065	10	471	84.4	15	6	< .01	< 8	2	< 2	617
RS-D357-99 171.9-193.3	17.6	0.54	112	< 3	57	< 3	0.18	0.2	6	16	33	2.72	181	0.23	4	0.04	36	2	0.01	24	0.009	10	59	25.1	20	< 2	< .01	< 8	8	2	67
RS-D357-99 193.3-215.0	6.2	0.66	79	< 3	59	< 3	0.23	0.7	14	19	36	2.86	116	0.28	6	0.05	45	2	0.01	51	0.026	13	37	24.6	33	< 2	< .01	< 8	11	3	121
RS-D357-99 215-235	18.1	0.64	162	< 3	43	< 3	0.22	0.3	12	22	31	2.72	85	0.22	5	0.04	39	4	0.01	36	0.03	8	45	24.9	71	2	< .01	< 8	10	2	85
RS-D357-99 235-255	38	0.6	161	< 3	53	< 3	0.22	0.3	16	25	36	2.47	107	0.21	5	0.04	49	5	0.01	49	0.023	12	308	65.8	71	< 2	< .01	< 8	10	2	90
RS-D357-99 255-275	32.3	0.62	103	< 3	71	< 3	0.25	0.3	12	21	36	2.05	81	0.23	6	0.04	54	4	0.01	28	0.031	8	47	26.8	53	2	< .01	< 8	9	2	97
RS-D357-99 275-295	5.5	0.61	83	< 3	55	< 3	0.35	< .2	14	17	32	3.31	60	0.22	6	0.04	51	4	0.01	42	0.054	11	26	27.3	39	3	< .01	< 8	11	2	64
RS-D357-99 295.0-314.9	2.2	0.92	47	< 3	54	< 3	0.43	0.2	20	22	32	2.87	48	0.21	7	0.2	463	4	0.02	63	0.074	14	10	8.7	34	3	< .01	< 8	22	< 2	85
RS-D357-99 314.9-334.9	1.8	1	67	< 3	83	< 3	0.46	0.2	18	20	43	3.21	120	0.22	5	0.26	1339	5	0.02	54	0.065	16	14	10.6	37	3	< .01	< 8	19	< 2	104
RS-D357-99 334.9-355.0	1.9	1.04	57	< 3	72	< 3	0.81	0.3	19	17	41	3.55	73	0.24	5	0.25	1621	4	0.02	84	0.084	18	11	9.3	58	3	< .01	< 8	20	< 2	110
RS-D357-99 355-375	2.6	0.65	53	< 3	63	< 3	0.49	0.2	16	10	35	2.6	45	0.21	6	0.06	140	3	0.02	44	0.074	13	15	14.3	43	4	< .01	< 8	10	2	83
RS-D357-99 375.0-395.2	4.6	0.64	62	< 3	56	< 3	0.42	0.3	14	14	37	3.24	53	0.22	4	0.04	46	3	0.02	24	0.059	15	20	20.2	39	3	< .01	< 8	10	3	77
RS-D357-99 395.2-420.0	2.5	0.94	59	< 3	56	< 3	0.42	< .2	15	19	34	3.9	26	0.18	5	0.23	467	3	0.02	31	0.062	13	11	17.5	35	3	< .01	< 8	22	< 2	89
RS-D357-99 420.0-440.5	1.7	1.11	59	< 3	53	< 3	0.4	< .2	13	28	42	3.05	25	0.18	5	0.39	432	4	0.01	52	0.061	12	7	6.3	33	3	< .01	< 8	24	< 2	66
RS-D357-99 440.5-460.0	14	0.82	107	< 3	56	< 3	0.35	0.3	15	25	47	3.11	39	0.18	6	0.18	288	3	0.01	62	0.053	8	23	17.7	30	2	< .01	< 8	21	< 2	73
RS-D357-99 460.0-472.2	8.3	0.7	66	< 3	59	< 3	0.36	< .2	13	22	27	3.01	23	0.18	9	0.13	266	3	0.01	44	0.064	11	15	17.3	28	3	< .01	< 8	17	< 2	70
RS-D357-99 472.2-495.0	11.3	1.04	87	< 3	53	< 3	0.47	0.2	21	20	45	4.47	36	0.22	7	0.26	725	4	0.02	64	0.075	19	23	13.9	39	2	< .01	< 8	25	< 2	96
RS-D357-99 495-510	1.1	1.56	26	< 3	71	< 3	0.5	0.3	18	38	40	5.26	18	0.27	13	0.7	982	< 1	0.02	81	0.087	12	8	5.2	39	3	< .01	< 8	43	< 2	89
RS-D357-99 510-520	13.4	0.73	96	< 3	38	< 3	0.39	< .2	14	40	39	6.67	161	0.32	7	0.08	72	2	0.01	61	0.072	15	40	35.6	36	2	0.01	< 8	24	2	64
RS-D357-99 520-540	0.9	0.66	51	< 3	66	< 3	0.42	< .2	22	20	44	3.22	78	0.3	7	0.09	110	< 1	0.02	77	0.07	12	14	13.3	42	2	< .01	< 8	20	2	71
RS-D357-99 540-560	22.6	1.02	46	< 3	84	< 3	0.46	< .2	12	23	38	3.37	15	0.3	6	0.29	352	1	0.02	54	0.075	9	11	10.8	46	2	< .01	< 8	22	< 2	55
RS-D357-99 560.0-584.4	1.1	1.12	30	< 3	63	< 3	0.55	< .2	12	31	44	3.91	36	0.28	13	0.35	742	1	0.02	71	0.092	5	12	6.7	50	3	< .01	< 8	31	< 2	71
RS-D357-99 584.4-605.0	16.2	0.77	91	< 3	64	< 3	0.42	0.5	18	28	47	2.8	50	0.22	9	0.13	175	8	0.02	85	0.087	13	27	11.5	43	2	< .01	< 8	21	< 2	94
RS-D357-99 605-617	39.2	0.73	55	< 3	48	< 3	0.29	0.3	21	26	40	2.42	43	0.2	4	0.17	185	5	0.01	41	0.05	16	21	12.6	33	2	< .01	< 8	15	< 2	81
RS-D357-99 617-640	17.3	1.85	15	< 3	65	< 3	1.19	0.2	14	32	34	4.88	25	0.27	7	0.8	775	1	0.02	70	0.064	12	4	5.6	101	3	< .01	< 8	42	< 2	63
RS-D357-99 640.0-662.7	1	1.79	14	< 3	72	< 3	1.2	< .2	13	29	36	4.07	14	0.26	19	0.81	621	1	0.02	42	0.076	13	< 3	3.7	82	2	< .01	< 8	38	< 2	51
STANDARD C3/DS2	5.3	1.65	55	19	141	16	0.55	23.5	12	170	62	3.28	241	0.15	19	0.61	781	26	0.04	37	0.086	31	14	2.4	26	19	0.1	22	82	20	165

AMERICAN ASSAY LABORATORIES
1500 GLENDALE AVE.
SPARKS, NV 89431
PHONE: (775) 356-0606
FAX: (775) 356-1413

CLIENT: *NEWMONT GOLD COMPANY*
CLIENT REF: ROSEBUD EXPLORATION
AAL REF: sp053789
METHOD: AAL 01-2 + Se

ELEMENT	Ag	Al	As	B	Ba	Bi	Ca	Cd	Co	Cr	Cu	Fe	Hg	K	La	Mg	Mn	Mo	Na	Ni	P	Pb	Sb	Se	Sr	Th	Ti	U	V	W	Zn
SAMPLES	ppm	%	ppm	ppm	ppm	ppm	%	ppm	ppm	ppm	ppm	%	ppb	%	ppm	%	ppm	ppm	%	ppm	%	ppm	ppm	ppm	ppm	ppm	%	ppm	ppm	ppm	ppm
STANDARD G-2	< .3	1.08	< 2	< 3	242	< 3	0.68	< .2	5	85	2	2.11	12	0.51	8	0.63	569	2	0.15	8	0.096	3	< 3	0.2	81	4	0.15	< 8	43	2	43
RS-D357-99 662.7-685.0	1	1.39	22	3	112	< 3	1.55	0.3	7	11	7	2.24	< 5	0.21	25	0.62	329	1	0.02	15	0.058	14	3	6.4	95	5	< .01	< 8	13	< 2	49
RS-D357-99 685-705	92.9	1.31	74	< 3	77	< 3	0.48	< .2	6	10	9	1.68	< 5	0.23	27	0.48	179	1	0.02	12	0.055	19	35	13.5	51	6	< .01	< 8	6	< 2	48
RS-D357-99 705.0-727.3	4.1	0.75	47	< 3	154	< 3	0.53	0.2	5	13	11	1.42	15	0.25	17	0.15	204	1	0.02	22	0.047	18	7	8.6	55	3	< .01	< 8	4	< 2	35
RS-D357-99 727.3-745.5	20.6	0.46	58	< 3	75	< 3	0.16	< .2	1	17	5	1.44	75	0.27	57	0.04	77	1	0.01	4	0.007	20	20	11.6	34	11	< .01	< 8	1	< 2	47
RS-D357-99 745.5-765.2	193.2	0.46	79	< 3	191	< 3	0.16	0.4	1	17	10	1.03	170	0.26	52	0.04	72	1	0.01	4	0.007	21	131	44.5	37	11	< .01	< 8	1	< 2	39
RS-D357-99 765.2-784.9	1.8	0.5	62	< 3	139	< 3	0.22	< .2	1	11	3	1.2	22	0.24	55	0.05	62	1	0.01	1	0.008	27	7	11.8	54	12	< .01	< 8	1	< 2	52
RS-D357-99 784.9-805.8	10.6	0.49	126	< 3	140	< 3	0.19	< .2	1	14	4	1.27	17	0.25	57	0.04	63	2	0.01	2	0.007	20	15	11.7	50	12	< .01	< 8	1	< 2	54
RS-D357-99 805.8-820.0	46.7	0.48	173	< 3	164	< 3	0.19	0.3	1	10	5	1.05	56	0.26	58	0.04	58	< 1	0.01	2	0.008	18	27	14.5	52	12	< .01	< 8	1	< 2	62
RS-D357-99 820.0-831.2	2.3	0.38	88	< 3	94	< 3	0.15	0.3	1	13	5	1.52	43	0.21	54	0.04	62	2	0.01	5	0.006	20	10	13.7	46	11	< .01	< 8	1	< 2	63
RS-D357-99 831.2-850.0	2.4	0.44	31	< 3	105	< 3	0.83	0.3	< 1	12	5	0.89	37	0.26	65	0.04	307	< 1	0.01	4	0.008	20	3	7.8	83	13	< .01	< 8	1	< 2	51
RS-D357-99 850-870	1.5	0.46	55	< 3	107	< 3	1.2	0.2	< 1	7	3	1.79	12	0.27	47	0.04	439	1	0.02	4	0.007	22	6	12.8	110	10	< .01	< 8	1	< 2	57
STANDARD C3/DS2	5	1.62	55	18	138	19	0.55	23.5	12	170	60	3.32	245	0.15	19	0.62	781	26	0.04	37	0.087	31	14	2.2	25	19	0.09	25	82	20	165
STANDARD G-2	< .3	1.1	2	< 3	247	< 3	0.69	< .2	5	84	2	2.08	< 5	0.52	8	0.62	552	1	0.17	8	0.095	3	< 3	< .1	84	4	0.13	< 8	41	2	41

DRILL HOLE FILE COMPLETION CHECK LIST

DRILL HOLE RS-035791

	COPIES ROSEBUD	COPIES NEWMONT
LOG	✓	✓
ALT. CODE LOG	✓	✓
RQD	✓	✓
DRILL HOLE SUMMARY	✓	✓
DOWN HOLE SURVEY SHEET	✓	✓
ASSAY SUBMITTALS	✓	✓
ASSAY ICP COMPOSITE SHEET	✓	✓
COLLAR LOCATION		
PLOTTED	✓	

SP

SUBMITTAL FORM

American Assay Laboratories

Geochemical • Environmental • Metallurgical

Sparks Office
1500 Glendale Ave.
Nevada 89431
Box 11530
Reno, NV 89510
Telephone
(702) 356-0606
Fax
(702) 356-1413

Tucson Office
2775 E. Ganley
Tucson, AZ 85706
Telephone
(520) 294-8078
Fax
(520) 294-6352

Elko Office
2320 Last Chance Rd.
Nevada 89801
Box 2908
Elko, NV 89801
Telephone
(702) 738-9100
Fax
(702) 738-2594

Mazatlan Office
Telephone/Fax
011-52-69-170035

Other Offices
Lima, Peru
Santiago, Chile
Mendoza, Argentina

Company: Newmont Gold

Address: Winnemucca Office

City: Winnemucca State: NV Zip: 89445

Telephone Number: ( ) Fax Number: ( )

Project Name: Rochester Exploration Purchase Order Number:

Date Submitted: Number of Samples: 213 - 8 pulps

RESULTS REPORTED IN: ppm [ ] ppb [ ] opt [ ]

SAMPLE IDENTIFICATION	TYPE	ELEMENTS REQUIRED
RS-D357-99	Cu	* Au Ag Rochester Mine Grade Control Sampling Protocol AA 1-2 ICP + S. composite as shown on attached
Start to: 42.0B, 149.0B, 225.0B, 375.0B, 472.2B, 584.4B, 705.0B, 784.9B (NO ICP)	Pulp	Au Ag Only

RS-D357-99
G03 - 176
G03 - 176
42.0 B

RS-D357-99
G01 - 52
G01 - 52
149.0B

RS-D357-99
G03 - 176
G03 - 176
255.0 B

RS-D357-99
MS-2
(RMG1)
375.0B

PEEL HERE

RS-D357-99
MS-2
(RMG1)
472.2B

PEEL HERE

RS-D357-99
MS-2
(RMG1)
584.4 B

RS-D357-99
G01 - 193
G01 - 193
705.0 B

RS-D357-99
G01 - 193
G01 - 193
784.9B

[ ] Return COD after analysis complete

PULPS (Normally Stored Free For One Month)

[ ] Discard after one month
[X] Return COD after one month

RESULTS AND INVOICES TO BE SENT TO:

Invoice to:

Charlotte Bulk
Winnemucca Office

Results to:

Rocky Vance Newmont Winnemucca
Kurt Allen Rochester Mine
Winnemucca

Comments:

Use Rochester Gold Mine Grade Control sampling protocol

CLIENT FILE COPY

LAB COPY

RS-D357-99

Depth From	To	Interval	Au	Ag	ICP	Composite Interval	Sample Number	Pulps
0	2.6	2.6	x	x			1	
2.6	7	4.4	x	x			2	
7	10.2	3.2	x	x			3	
10.2	11	0.8	x	x			4	
11	14	3	x	x			5	
14	16	2	x	x			6	
16	19	3	x	x	x	19	7	
19	23.3	4.3	x	x			8	
23.3	27	3.7	x	x			9	
27	32.5	5.5	x	x			10	
32.5	37	4.5	x	x			11	
37	42	5	x	x	x	23	12	42.0B
42	45	3	x	x			13	
45	50	5	x	x			14	
50	55	5	x	x			15	
55	60	5	x	x			16	
60	64	4	x	x	x	22	17	
64	66.7	2.7	x	x			18	
66.7	70	3.3	x	x			19	
70	73.9	3.9	x	x	x	9.9	20	
73.9	77	3.1	x	x			21	
77	79	2	x	x			22	
79	82	3	x	x			23	
82	86	4	x	x			24	
86	90	4	x	x			25	
90	93.9	3.9	x	x	x	20	26	
93.9	96.8	2.9	x	x			27	
96.8	100	3.2	x	x			28	
100	104	4	x	x			29	
104	108.5	4.5	x	x	x	14.6	30	
108.5	112.7	4.2	x	x			31	
112.7	117.1	4.4	x	x			32	
117.1	121	3.9	x	x			33	
121	124	3	x	x			34	
124	129	5	x	x	x	20.5	35	
129	134	5	x	x			36	
134	139	5	x	x			37	
139	144	5	x	x			38	
144	149	5	x	x	x	20	39	149.0B

149	154	5	x	x			40	
154	158.2	4.2	x	x			41	
158.2	159.7	1.5	x	x			42	
159.7	164	4.3	x	x			43	
164	168.7	4.7	x	x			44	
168.7	171.9	3.2	x	x	x	22.9	45	
171.9	175	3.1	x	x			46	
175	180	5	x	x			47	
180	185	5	x	x			48	
185	190	5	x	x			49	
190	193.3	3.3	x	x	x	21.4	50	
193.3	198.3	5	x	x			51	
198.3	203.3	5	x	x			52	
203.3	206.6	3.3	x	x			53	
206.6	210	3.4	x	x			54	
210	215	5	x	x	x	21.7	55	
215	220.2	5.2	x	x			56	
220.2	225	4.8	x	x			57	
225	230.3	5.3	x	x			58	
230.3	235	4.7	x	x	x	20	59	
235	240.1	5.1	x	x			60	
240.1	243.2	3.1	x	x			61	
243.2	246.1	2.9	x	x			62	
246.1	250	3.9	x	x			63	
250	255	5	x	x	x	20	64	255.0B
255	259.7	4.7	x	x			65	
259.7	265	5.3	x	x			66	
265	270	5	x	x			67	
270	275	5	x	x	x	20	68	
275	280	5	x	x			69	
280	284.9	4.9	x	x			70	
284.9	290	5.1	x	x			71	
290	295	5	x	x	x	20	72	
295	300	5	x	x			73	
300	305	5	x	x			74	
305	310	5	x	x			75	
310	314.9	4.9	x	x	x	19.9	76	
314.9	320	5.1	x	x			77	
320	325	5	x	x			78	
325	330	5	x	x			79	
330	334.1	4.1	x	x			80	
334.1	334.9	0.8	x	x	x	20	81	

334.9	340	5.1	x	x			82	
340	345	5	x	x			83	
345	350	5	x	x			84	
350	355	5	x	x	x	20.1	85	
355	358.7	3.7	x	x			86	
358.7	362.5	3.8	x	x			87	
362.5	366.5	4	x	x			88	
366.5	370	3.5	x	x			89	
370	375	5	x	x	x	20	90	375.0B
375	380	5	x	x			91	
380	384.9	4.9	x	x			92	
384.9	390	5.1	x	x			93	
390	395.2	5.2	x	x	x	20.2	94	
395.2	400	4.8	x	x			95	
400	404.5	4.5	x	x			96	
404.5	408.5	4	x	x			97	
408.5	410.2	1.7	x	x			98	
410.2	415	4.8	x	x			99	
415	420	5	x	x	x	24.8	100	
420	425	5	x	x			101	
425	430	5	x	x			102	
430	432.5	2.5	x	x			103	
432.5	436.5	4	x	x			104	
436.5	439.5	3	x	x			105	
439.5	440.5	1	x	x	x	20.5	106	
440.5	444.8	4.3	x	x			107	
444.8	446.8	2	x	x			108	
446.8	449.5	2.7	x	x			109	
449.5	454.8	5.3	x	x			110	
454.8	460	5.2	x	x	x	19.5	111	
460	461	1	x	x			112	
461	462.5	1.5	x	x			113	
462.5	464.5	2	x	x			114	
464.5	466	1.5	x	x			115	
466	470	4	x	x			116	
470	472.2	2.2	x	x	x	12.2	117	472.2B
472.2	476	3.8	x	x			118	
476	480	4	x	x			119	
480	483	3	x	x			120	
483	487.3	4.3	x	x			121	
487.3	491	3.7	x	x			122	
491	495	4	x	x	x	22.8	123	

495	500	5	x	x			124	
500	505	5	x	x			125	
505	510	5	x	x	x	15	126	
510	512.5	2.5	x	x			127	
512.5	514.4	1.9	x	x			128	
514.4	516.3	1.9	x	x			129	
516.3	520	3.7	x	x	x	10	130	
520	525	5	x	x			131	
525	530	5	x	x			132	
530	535.2	5.2	x	x			133	
535.2	540	4.8	x	x	x	20	134	
540	545	5	x	x			135	
545	550	5	x	x			136	
550	555	5	x	x			137	
555	560	5	x	x	x	20	138	
560	565	5	x	x			139	
565	570	5	x	x			140	
570	575	5	x	x			141	
575	580	5	x	x			142	
580	584.4	4.4	x	x	x	24.4	143	584.4B
584.4	586.3	1.9	x	x			144	
586.3	590	3.7	x	x			145	
590	593.6	3.6	x	x			146	
593.6	594.8	1.2	x	x			147	
594.8	600	5.2	x	x			148	
600	605	5	x	x	x	20.6	149	
605	610	5	x	x			150	
610	611.8	1.8	x	x			151	
611.8	614.5	2.7	x	x			152	
614.5	617	2.5	x	x	x	12	153	
617	620	3	x	x			154	
620	624.8	4.8	x	x			155	
624.8	630	5.2	x	x			156	
630	635	5	x	x			157	
635	640	5	x	x	x	23	158	
640	642.8	2.8	x	x			159	
642.8	646	3.2	x	x			160	
646	650	4	x	x			161	
650	655	5	x	x			162	
655	660	5	x	x			163	
660	662.7	2.7	x	x	x	22.7	164	

662.7	664.1	1.4	x	x			165	
664.1	670	5.9	x	x			166	
670	675	5	x	x			167	
675	680	5	x	x			168	
680	685	5	x	x	x	22.3	169	
685	690	5	x	x			170	
690	691.9	1.9	x	x			171	
691.9	695	3.1	x	x			172	
695	700	5	x	x			173	
700	705	5	x	x	x	20	174	705.0B
705	710	5	x	x			175	
710	712.4	2.4	x	x			176	
712.4	717	4.6	x	x			177	
717	720	3	x	x			178	
720	723.9	3.9	x	x			179	
723.9	727.3	3.4	x	x	x	22.3	180	
727.3	730	2.7	x	x			181	
730	735	5	x	x			182	
735	740	5	x	x			183	
740	743	3	x	x			184	
743	745.5	2.5	x	x	x	18.2	185	
745.5	750	4.5	x	x			186	
750	753	3	x	x			187	
753	755.4	2.4	x	x			188	
755.4	760	4.6	x	x			189	
760	765.2	5.2	x	x	x	19.7	190	
765.2	770	4.8	x	x			191	
770	775	5	x	x			192	
775	780	5	x	x			193	
780	784.9	4.9	x	x	x	19.7	194	784.9B
784.9	790	5.1	x	x			195	
790	792.6	2.6	x	x			196	
792.6	796.6	4	x	x			197	
796.6	801.5	4.9	x	x			198	
801.5	805.8	4.3	x	x	x	20.9	199	
805.8	810	4.2	x	x			200	
810	814.9	4.9	x	x			201	
814.9	820	5.1	x	x	x	14.2	202	
820	825.2	5.2	x	x			203	
825.2	828.5	3.3	x	x			204	
828.5	831.2	2.7	x	x	x	11.2	205	

831.2	835.1	3.9	x	x			206
835.1	840	4.9	x	x			207
840	845.2	5.2	x	x			208
845.2	850	4.8	x	x	x	18.8	209
850	855	5	x	x			210
855	860	5	x	x			211
860	865	5	x	x			212
865	870	5	x	x	x	20	213

LAB COPY

RS-D357-99

Depth From	To	Interval	Au	Ag	ICP	Composite Interval	Sample Number	Pulps
0	2.6	2.6	x	x			1	
2.6	7	4.4	x	x			2	
7	10.2	3.2	x	x			3	
10.2	11	0.8	x	x			4	
11	14	3	x	x			5	
14	16	2	x	x			6	
16	19	3	x	x	x	19	7	
19	23.3	4.3	x	x			8	
23.3	27	3.7	x	x			9	
27	32.5	5.5	x	x			10	
32.5	37	4.5	x	x			11	
37	42	5	x	x	x	23	12	42.0B
42	45	3	x	x			13	
45	50	5	x	x			14	
50	55	5	x	x			15	
55	60	5	x	x			16	
60	64	4	x	x	x	22	17	
64	66.7	2.7	x	x			18	
66.7	70	3.3	x	x			19	
70	73.9	3.9	x	x	x	9.9	20	
73.9	77	3.1	x	x			21	
77	79	2	x	x			22	
79	82	3	x	x			23	
82	86	4	x	x			24	
86	90	4	x	x			25	
90	93.9	3.9	x	x	x	20	26	
93.9	96.8	2.9	x	x			27	
96.8	100	3.2	x	x			28	
100	104	4	x	x			29	
104	108.5	4.5	x	x	x	14.6	30	
108.5	112.7	4.2	x	x			31	
112.7	117.1	4.4	x	x			32	
117.1	121	3.9	x	x			33	
121	124	3	x	x			34	
124	129	5	x	x	x	20.5	35	
129	134	5	x	x			36	
134	139	5	x	x			37	
139	144	5	x	x			38	
144	149	5	x	x	x	20	39	149.0B

149	154	5	x	x			40	
154	158.2	4.2	x	x			41	
158.2	159.7	1.5	x	x			42	
159.7	164	4.3	x	x			43	
164	168.7	4.7	x	x			44	
168.7	171.9	3.2	x	x	x	22.9	45	
171.9	175	3.1	x	x			46	
175	180	5	x	x			47	
180	185	5	x	x			48	
185	190	5	x	x			49	
190	193.3	3.3	x	x	x	21.4	50	
193.3	198.3	5	x	x			51	
198.3	203.3	5	x	x			52	
203.3	206.6	3.3	x	x			53	
206.6	210	3.4	x	x			54	
210	215	5	x	x	x	21.7	55	
215	220.2	5.2	x	x			56	
220.2	225	4.8	x	x			57	
225	230.3	5.3	x	x			58	
230.3	235	4.7	x	x	x	20	59	
235	240.1	5.1	x	x			60	
240.1	243.2	3.1	x	x			61	
243.2	246.1	2.9	x	x			62	
246.1	250	3.9	x	x			63	
250	255	5	x	x	x	20	64	255.0B
255	259.7	4.7	x	x			65	
259.7	265	5.3	x	x			66	
265	270	5	x	x			67	
270	275	5	x	x	x	20	68	
275	280	5	x	x			69	
280	284.9	4.9	x	x			70	
284.9	290	5.1	x	x			71	
290	295	5	x	x	x	20	72	
295	300	5	x	x			73	
300	305	5	x	x			74	
305	310	5	x	x			75	
310	314.9	4.9	x	x	x	19.9	76	
314.9	320	5.1	x	x			77	
320	325	5	x	x			78	
325	330	5	x	x			79	
330	334.1	4.1	x	x			80	
334.1	334.9	0.8	x	x	x	20	81	

334.9	340	5.1	x	x			82	
340	345	5	x	x			83	
345	350	5	x	x			84	
350	355	5	x	x	x	20.1	85	
355	358.7	3.7	x	x			86	
358.7	362.5	3.8	x	x			87	
362.5	366.5	4	x	x			88	
366.5	370	3.5	x	x			89	
370	375	5	x	x	x	20	90	375.0B
375	380	5	x	x			91	
380	384.9	4.9	x	x			92	
384.9	390	5.1	x	x			93	
390	395.2	5.2	x	x	x	20.2	94	
395.2	400	4.8	x	x			95	
400	404.5	4.5	x	x			96	
404.5	408.5	4	x	x			97	
408.5	410.2	1.7	x	x			98	
410.2	415	4.8	x	x			99	
415	420	5	x	x	x	24.8	100	
420	425	5	x	x			101	
425	430	5	x	x			102	
430	432.5	2.5	x	x			103	
432.5	436.5	4	x	x			104	
436.5	439.5	3	x	x			105	
439.5	440.5	1	x	x	x	20.5	106	
440.5	444.8	4.3	x	x			107	
444.8	446.8	2	x	x			108	
446.8	449.5	2.7	x	x			109	
449.5	454.8	5.3	x	x			110	
454.8	460	5.2	x	x	x	19.5	111	
460	461	1	x	x			112	
461	462.5	1.5	x	x			113	
462.5	464.5	2	x	x			114	
464.5	466	1.5	x	x			115	
466	470	4	x	x			116	
470	472.2	2.2	x	x	x	12.2	117	472.2B
472.2	476	3.8	x	x			118	
476	480	4	x	x			119	
480	483	3	x	x			120	
483	487.3	4.3	x	x			121	
487.3	491	3.7	x	x			122	
491	495	4	x	x	x	22.8	123	

495	500	5	x	x			124	
500	505	5	x	x			125	
505	510	5	x	x	x	15	126	
510	512.5	2.5	x	x			127	
512.5	514.4	1.9	x	x			128	
514.4	516.3	1.9	x	x			129	
516.3	520	3.7	x	x	x	10	130	
520	525	5	x	x			131	
525	530	5	x	x			132	
530	535.2	5.2	x	x			133	
535.2	540	4.8	x	x	x	20	134	
540	545	5	x	x			135	
545	550	5	x	x			136	
550	555	5	x	x			137	
555	560	5	x	x	x	20	138	
560	565	5	x	x			139	
565	570	5	x	x			140	
570	575	5	x	x			141	
575	580	5	x	x			142	
580	584.4	4.4	x	x	x	24.4	143	584.4B
584.4	586.3	1.9	x	x			144	
586.3	590	3.7	x	x			145	
590	593.6	3.6	x	x			146	
593.6	594.8	1.2	x	x			147	
594.8	600	5.2	x	x			148	
600	605	5	x	x	x	20.6	149	
605	610	5	x	x			150	
610	611.8	1.8	x	x			151	
611.8	614.5	2.7	x	x			152	
614.5	617	2.5	x	x	x	12	153	
617	620	3	x	x			154	
620	624.8	4.8	x	x			155	
624.8	630	5.2	x	x			156	
630	635	5	x	x			157	
635	640	5	x	x	x	23	158	
640	642.8	2.8	x	x			159	
642.8	646	3.2	x	x			160	
646	650	4	x	x			161	
650	655	5	x	x			162	
655	660	5	x	x			163	
660	662.7	2.7	x	x	x	22.7	164	

662.7	664.1	1.4	x	x			165	
664.1	670	5.9	x	x			166	
670	675	5	x	x			167	
675	680	5	x	x			168	
680	685	5	x	x	x	22.3	169	
685	690	5	x	x			170	
690	691.9	1.9	x	x			171	
691.9	695	3.1	x	x			172	
695	700	5	x	x			173	
700	705	5	x	x	x	20	174	705.0B
705	710	5	x	x			175	
710	712.4	2.4	x	x			176	
712.4	717	4.6	x	x			177	
717	720	3	x	x			178	
720	723.9	3.9	x	x			179	
723.9	727.3	3.4	x	x	x	22.3	180	
727.3	730	2.7	x	x			181	
730	735	5	x	x			182	
735	740	5	x	x			183	
740	743	3	x	x			184	
743	745.5	2.5	x	x	x	18.2	185	
745.5	750	4.5	x	x			186	
750	753	3	x	x			187	
753	755.4	2.4	x	x			188	
755.4	760	4.6	x	x			189	
760	765.2	5.2	x	x	x	19.7	190	
765.2	770	4.8	x	x			191	
770	775	5	x	x			192	
775	780	5	x	x			193	
780	784.9	4.9	x	x	x	19.7	194	784.9B
784.9	790	5.1	x	x			195	
790	792.6	2.6	x	x			196	
792.6	796.6	4	x	x			197	
796.6	801.5	4.9	x	x			198	
801.5	805.8	4.3	x	x	x	20.9	199	
805.8	810	4.2	x	x			200	
810	814.9	4.9	x	x			201	
814.9	820	5.1	x	x	x	14.2	202	
820	825.2	5.2	x	x			203	
825.2	828.5	3.3	x	x			204	
828.5	831.2	2.7	x	x	x	11.2	205	

831.2	835.1	3.9	x	x			206
835.1	840	4.9	x	x			207
840	845.2	5.2	x	x			208
845.2	850	4.8	x	x	x	18.8	209
850	855	5	x	x			210
855	860	5	x	x			211
860	865	5	x	x			212
865	870	5	x	x	x	20	213

AMERICAN ASSAY LABORATORIES

AAL 01-2 ICP PACKAGE DETECTION LIMITS

ELEMENT	Ag	Al	As	B	Ba	Bi	Ca	Cd	Co	Cr	Cu	Fe	Hg	K	La	Mg	Mn	Mo	Na	Ni	P	Pb	Sb	Se	Sr	Th	Ti	U	V	W	Zn
SAMPLES	ppm	%	ppm	ppm	ppm	ppm	%	ppm	ppm	ppm	ppm	%	ppb	%	ppm	%	ppm	ppm	%	ppm	%	ppm	ppm	ppm	ppm	ppm	%	ppm	ppm	ppm	ppm
	0.3	0.01	2	3	1	3	0.01	0.2	1	1	1	0.01	10	0.01	1	0.01	2	1	0.01	1	0.001	3	3	0.1	1	2	0.01	8	1	2	1

0.500 GRAMS OF PULP IS DIGESTED WITH HYDROCHLORIC AND NITRIC ACID AT 95 DEGREE CENTIGRADE FOR ONE HOUR.
DIGEST IS PARTIAL FOR B, Ba, Ca, Cr, Fe, La, Mg, Mn, Sr, Ti AND W.
DIGEST IS LIMITED FOR Al, K AND Na.

CLIENT:	*NEWMONT GOLD COMPANY*
CLIENT REF:	ROSEBUD EXPLORATION
AAL REF:	sp053789
METHOD:	AAL 01-2 + Se

AMERICAN ASSAY LABORATORIES
1500 GLENDALE AVE.
SPARKS, NV 89431
PHONE: (775) 356-0606
FAX: (775) 356-1413

ELEMENT SAMPLES	Ag ppm	Al %	As ppm	B ppm	Ba ppm	Bi ppm	Ca %	Cd ppm	Co ppm	Cr ppm	Cu ppm	Fe %	Hg ppb	K %	La ppm	Mg %	Mn ppm	Mo ppm	Na %	Ni ppm	P %	Pb ppm	Sb ppm	Se ppm	Sr ppm	Th ppm	Ti %	U ppm	V ppm	W ppm	Zn ppm
RS-D357-99 00-19	18.7	0.64	87	< 3	43	< 3	0.35	0.2	4	31	44	3.47	124	0.28	14	0.04	137	5	0.01	5	0.054	19	13	17.8	39	3	< .01	< 8	3	< 2	61
RS-D357-99 19-42	1.2	0.59	99	< 3	73	< 3	0.22	0.3	3	26	15	2.15	126	0.26	15	0.03	53	4	0.01	3	0.039	20	7	9.3	105	4	< .01	< 8	2	< 2	58
RS-D357-99 42-64	18.3	0.57	102	< 3	45	< 3	0.16	0.4	6	22	43	2.19	257	0.24	10	0.03	47	5	0.01	10	0.01	20	17	17.4	59	3	< .01	< 8	2	< 2	148
RS-D357-99 64.0-73.9	4.6	0.42	45	< 3	68	< 3	0.07	0.3	9	43	32	1.42	301	0.17	11	0.02	49	5	0.01	10	0.011	12	15	9.4	99	2	< .01	< 8	2	< 2	130
RS-D357-99 73.9-93.9	5.7	0.19	73	< 3	93	< 3	0.03	< .2	3	75	54	1.68	299	0.08	9	0.01	95	9	< .01	10	0.006	6	18	10.9	82	2	< .01	< 8	2	< 2	22
RS-D357-99 93.9-108.5	4.7	0.56	74	< 3	72	< 3	0.09	1.4	14	25	104	1.8	402	0.25	5	0.04	38	3	0.01	44	0.028	6	27	13.7	91	< 2	< .01	< 8	7	< 2	150
RS-D357-99 108.5-129.0	12	0.48	59	< 3	52	< 3	0.09	0.2	7	22	8	1.61	172	0.22	41	0.03	44	3	0.01	7	0.011	16	37	15.5	21	7	< .01	< 8	2	< 2	61
RS-D357-99 129-149	59.3	0.39	47	< 3	297	< 3	0.07	0.2	4	28	17	0.7	200	0.17	45	0.02	45	3	0.01	5	0.01	9	598	70.4	14	7	< .01	< 8	1	< 2	45
RS-D357-99 149.0-171.9	152.3	0.59	248	< 3	58	< 3	0.12	1.1	29	26	12	1.83	5665	0.17	37	0.03	55	7	0.01	30	0.065	10	471	84.4	15	6	< .01	< 8	2	< 2	617
RS-D357-99 171.9-193.3	17.6	0.54	112	< 3	57	< 3	0.18	0.2	6	16	33	2.72	181	0.23	4	0.04	36	2	0.01	24	0.009	10	59	25.1	20	< 2	< .01	< 8	8	2	67
RS-D357-99 193.3-215.0	6.2	0.66	79	< 3	59	< 3	0.23	0.7	14	19	36	2.86	116	0.28	6	0.05	45	2	0.01	51	0.026	13	37	24.6	33	< 2	< .01	< 8	11	3	121
RS-D357-99 215-235	18.1	0.64	162	< 3	43	< 3	0.22	0.3	12	22	31	2.72	85	0.22	5	0.04	39	4	0.01	36	0.03	8	45	24.9	71	2	< .01	< 8	10	2	85
RS-D357-99 235-255	38	0.6	161	< 3	53	< 3	0.22	0.3	16	25	36	2.47	107	0.21	5	0.04	49	5	0.01	49	0.023	12	308	65.8	71	< 2	< .01	< 8	10	2	90
RS-D357-99 255-275	32.3	0.62	103	< 3	71	< 3	0.25	0.3	12	21	36	2.05	81	0.23	6	0.04	54	4	0.01	28	0.031	8	47	26.8	53	2	< .01	< 8	9	2	97
RS-D357-99 275-295	5.5	0.61	83	< 3	55	< 3	0.35	< .2	14	17	32	3.31	60	0.22	6	0.04	51	4	0.01	42	0.054	11	26	27.3	39	3	< .01	< 8	11	2	64
RS-D357-99 295.0-314.9	2.2	0.92	47	< 3	54	< 3	0.43	0.2	20	22	32	2.87	48	0.21	7	0.2	463	4	0.02	63	0.074	14	10	8.7	34	3	< .01	< 8	22	< 2	85
RS-D357-99 314.9-334.9	1.8	1	67	< 3	83	< 3	0.46	0.2	18	20	43	3.21	120	0.22	5	0.26	1339	5	0.02	54	0.065	16	14	10.6	37	3	< .01	< 8	19	< 2	104
RS-D357-99 334.9-355.0	1.9	1.04	57	< 3	72	< 3	0.81	0.3	19	17	41	3.55	73	0.24	5	0.25	1621	4	0.02	84	0.064	18	11	9.3	58	3	< .01	< 8	20	< 2	110
RS-D357-99 355-375	2.6	0.65	53	< 3	63	< 3	0.49	0.2	16	10	35	2.6	45	0.21	6	0.06	140	3	0.02	44	0.074	13	15	14.3	43	4	< .01	< 8	10	2	83
RS-D357-99 375.0-395.2	4.6	0.64	62	< 3	56	< 3	0.42	0.3	14	14	37	3.24	53	0.22	4	0.04	46	3	0.02	24	0.059	15	20	20.2	39	3	< .01	< 8	10	3	77
RS-D357-99 395.2-420.0	2.5	0.94	59	< 3	56	< 3	0.42	< .2	15	19	34	3.9	26	0.18	5	0.23	467	3	0.02	31	0.062	13	11	17.5	35	3	< .01	< 8	22	< 2	89
RS-D357-99 420.0-440.5	1.7	1.11	59	< 3	53	< 3	0.4	< .2	13	28	42	3.05	25	0.18	5	0.39	432	4	0.01	52	0.061	12	7	6.3	33	3	< .01	< 8	24	< 2	66
RS-D357-99 440.5-460.0	14	0.82	107	< 3	56	< 3	0.35	0.3	15	25	47	3.11	39	0.18	6	0.18	288	3	0.01	62	0.053	8	23	17.7	30	2	< .01	< 8	21	< 2	73
RS-D357-99 460.0-472.2	8.3	0.7	66	< 3	59	< 3	0.36	< .2	13	22	27	3.01	23	0.18	9	0.13	266	3	0.01	44	0.064	11	15	17.3	28	3	< .01	< 8	17	< 2	70
RS-D357-99 472.2-495.0	11.3	1.04	87	< 3	53	< 3	0.47	0.2	21	20	45	4.47	36	0.22	7	0.26	725	4	0.02	64	0.075	19	23	13.9	39	2	< .01	< 8	25	< 2	96
RS-D357-99 495-510	1.1	1.56	26	< 3	71	< 3	0.5	0.3	18	38	40	5.26	18	0.27	13	0.7	982	< 1	0.02	81	0.087	12	8	5.2	39	3	< .01	< 8	43	< 2	89
RS-D357-99 510-520	13.4	0.73	96	< 3	38	< 3	0.39	< .2	14	40	39	6.67	161	0.32	7	0.08	72	2	0.01	61	0.072	15	40	35.6	36	2	0.01	< 8	24	2	64
RS-D357-99 520-540	0.9	0.66	51	< 3	66	< 3	0.42	< .2	22	20	44	3.22	78	0.3	7	0.09	110	< 1	0.02	77	0.07	12	14	13.3	42	2	< .01	< 8	20	2	71
RS-D357-99 540-560	22.6	1.02	46	< 3	84	< 3	0.46	< .2	12	23	38	3.37	15	0.3	6	0.29	352	1	0.02	54	0.075	9	11	10.8	46	2	< .01	< 8	22	< 2	55
RS-D357-99 560.0-584.4	1.1	1.12	30	< 3	63	< 3	0.55	< .2	12	31	44	3.91	36	0.28	13	0.35	742	1	0.02	71	0.092	5	12	6.7	50	3	< .01	< 8	31	< 2	71
RS-D357-99 584.4-605.0	16.2	0.77	91	< 3	64	< 3	0.42	0.5	18	28	47	2.8	50	0.22	9	0.13	175	8	0.02	85	0.087	13	27	11.5	43	2	< .01	< 8	21	< 2	94
RS-D357-99 605-617	39.2	0.73	55	< 3	48	< 3	0.29	0.3	21	26	40	2.42	43	0.2	4	0.17	185	5	0.01	41	0.05	16	21	12.6	33	2	< .01	< 8	15	< 2	81
RS-D357-99 617-640	17.3	1.85	15	< 3	65	< 3	1.19	0.2	14	32	34	4.88	25	0.27	7	0.8	775	1	0.02	70	0.064	12	4	5.6	101	3	< .01	< 8	42	< 2	63
RS-D357-99 640.0-662.7	1	1.79	14	< 3	72	< 3	1.2	< .2	13	29	36	4.07	14	0.26	19	0.81	621	1	0.02	42	0.076	13	< 3	3.7	82	2	< .01	< 8	38	< 2	51
STANDARD C3/DS2	5.3	1.65	55	19	141	16	0.55	23.5	12	170	62	3.28	241	0.15	19	0.61	781	26	0.04	37	0.086	31	14	2.4	26	19	0.1	22	82	20	165

CLIENT:	*NEWMONT GOLD COMPANY*
CLIENT REF:	ROSEBUD EXPLORATION
AAL REF:	sp053789
METHOD:	AAL 01-2 + Se

AMERICAN ASSAY LABORATORIES
1500 GLENDALE AVE.
SPARKS, NV 89431
PHONE: (775) 356-0606
FAX: (775) 356-1413

ELEMENT SAMPLES	Ag ppm	Al %	As ppm	B ppm	Ba ppm	Bi ppm	Ca %	Cd ppm	Co ppm	Cr ppm	Cu ppm	Fe %	Hg ppb	K %	La ppm	Mg %	Mn ppm	Mo ppm	Na %	Ni ppm	P %	Pb ppm	Sb ppm	Se ppm	Sr ppm	Th ppm	Ti %	U ppm	V ppm	W ppm	Zn ppm
STANDARD G-2	< .3	1.08	< 2	< 3	242	< 3	0.68	< .2	5	85	2	2.11	12	0.51	8	0.63	569	2	0.15	8	0.096	3	< 3	0.2	81	4	0.15	< 8	43	2	43
RS-D357-99 662.7-685.0	1	1.39	22	3	112	< 3	1.55	0.3	7	11	7	2.24	< 5	0.21	25	0.62	329	1	0.02	15	0.058	14	3	6.4	95	5	< .01	< 8	13	< 2	49
RS-D357-99 685-705	82.9	1.31	74	< 3	77	< 3	0.48	< .2	6	10	9	1.68	< 5	0.23	27	0.48	179	1	0.02	12	0.055	19	35	13.5	51	6	< .01	< 8	6	< 2	48
RS-D357-99 705.0-727.3	4.1	0.75	47	< 3	154	< 3	0.53	0.2	5	13	11	1.42	15	0.25	17	0.15	204	1	0.02	22	0.047	18	7	8.6	55	3	< .01	< 8	4	< 2	35
RS-D357-99 727.3-745.5	20.6	0.46	58	< 3	75	< 3	0.16	< .2	1	17	5	1.44	75	0.27	57	0.04	77	1	0.01	4	0.007	20	20	11.6	34	11	< .01	< 8	1	< 2	47
RS-D357-99 745.5-765.2	193.2	0.46	79	< 3	191	< 3	0.16	0.4	1	17	10	1.03	170	0.26	52	0.04	72	1	0.01	4	0.007	21	131	44.5	37	11	< .01	< 8	1	< 2	39
RS-D357-99 765.2-784.9	1.8	0.5	62	< 3	139	< 3	0.22	< .2	1	11	3	1.2	22	0.24	55	0.05	62	1	0.01	1	0.008	27	7	11.8	54	12	< .01	< 8	1	< 2	52
RS-D357-99 784.9-805.8	10.6	0.49	126	< 3	140	< 3	0.19	< .2	1	14	4	1.27	17	0.25	57	0.04	63	2	0.01	2	0.007	20	15	11.7	50	12	< .01	< 8	1	< 2	54
RS-D357-99 805.8-820.0	46.7	0.48	173	< 3	164	< 3	0.19	0.3	1	10	5	1.05	56	0.26	58	0.04	58	< 1	0.01	2	0.008	18	27	14.5	52	12	< .01	< 8	1	< 2	62
RS-D357-99 820.0-831.2	2.3	0.38	88	< 3	94	< 3	0.15	0.3	1	13	5	1.52	43	0.21	54	0.04	62	2	0.01	5	0.006	20	10	13.7	46	11	< .01	< 8	1	< 2	63
RS-D357-99 831.2-850.0	2.4	0.44	31	< 3	105	< 3	0.83	0.3	< 1	12	5	0.89	37	0.26	65	0.04	307	< 1	0.01	4	0.008	20	3	7.8	83	13	< .01	< 8	1	< 2	51
RS-D357-99 850-870	1.5	0.46	55	< 3	107	< 3	1.2	0.2	< 1	7	3	1.79	12	0.27	47	0.04	439	1	0.02	4	0.007	22	6	12.8	110	10	< .01	< 8	1	< 2	57
STANDARD C3/DS2	5	1.62	55	18	138	19	0.55	23.5	12	170	60	3.32	245	0.15	19	0.62	781	26	0.04	37	0.087	31	14	2.2	25	19	0.09	25	82	20	165
STANDARD G-2	< .3	1.1	2	< 3	247	< 3	0.69	< .2	5	84	2	2.08	< 5	0.52	8	0.62	552	1	0.17	8	0.095	3	< 3	< .1	84	4	0.13	< 8	41	2	41

xAMERICAN ASSAY LABORATORIES
ANALYSIS REPORT SP053789

American Assay Laboratories

PO BOX 11530
RENO NV,USA
Ph.(775) 356-0506, Fax.(775) 356-1413

NEWMONT GOLD COMPANY

COPIES TO : C. BALLEW
: R. VANCE
: K. ALLEN
:

CLIENT REFERENCE No: RS-D357-99 RECEIVED : 14 JUN 1999
No. SAMPLES : 221 REPORTED : 12 JUL 1999
MAIN SAMPLE TYPE : DRILL CORE

NEVADA LEGISLATIVE DISCLAIMER :-
The results of this assay were based solely upon the content of the sample submitted. Any decision to invest should be made only after the potential investment value of the claim or deposit has been determined based on the results of assays of multiple samples of geological materials collected by the prospective investor or by a qualified person selected by him and based on an evaluation of all engineering data which is available concerning any proposed project.

ANALYSIS	ANALYTICAL METHOD	QUALITY PARAMETER	UNIT	DETECTION
Au	FA30	15%	ppb	5
Au(R)	FA30	15%	ppb	5
Au(OZ)	FA30	15%	OPT	0.001
Au(RZ)	FA30	15%	OPT	0.001
RESPLIT	AuII	10%	ppb	5
Ag	D210	10%	ppm	0.5
Ag(OZ)	D210	10%	OPT	0.02

AMERICAN ASSAY LABORATORIES

ANALYSIS REPORT SP053789

American Assay Laboratories

CLIENT : NEWMONT GOLD COMPANY
PROJECT : ROSEBUD
REFERENCE : RS-D357-99

REPORTED : 12 JUL 1999

SAMPLES	Au FA30 ppb	Au(R) FA30 ppb	Au(OZ) FA30 OPT	Au(RZ) FA30 OPT	RESPLIT AuII ppb	Ag D210 ppm
RS-D357-99 0.0-2.6	<5		<0.001			0.8
RS-D357-99 2.6-7.0	14		<0.001			1.5
RS-D357-99 7.0-10.2	58		0.002			1.9
RS-D357-99 10.2-11.0	65650		1.915		62513	121.2
RS-D357-99 11-14	804		0.023			1.8
RS-D357-99 14-16	4642		0.135			61.4
RS-D357-99 16-19	266		0.008			2.3
RS-D357-99 19.0-23.3	102		0.003			1.1
RS-D357-99 23.3-27.0	219		0.006			1.6
RS-D357-99 27.0-32.5	68		0.002			1.4
RS-D357-99 32.5-37.0	96		0.003			1.0
RS-D357-99 37-42	80		0.002			1.9
RS-D357-99 37-42B	7182		0.209			0.6
RS-D357-99 42-45	430		0.013			6.7
RS-D357-99 45-50	103		0.003			4.4
RS-D357-99 50-55	128		0.004			48.9
RS-D357-99 55-60	4286		0.125			20.5
RS-D357-99 60-64	110		0.003			10.9
RS-D357-99 64.0-66.7	9260		0.270			14.1
RS-D357-99 66.7-70.0	2016		0.059			6.7
RS-D357-99 70.0-73.9	2798		0.082			4.9
RS-D357-99 73.9-77.0	1170		0.034			9.4
RS-D357-99 77-79	420		0.012			5.0
RS-D357-99 79-82	1468		0.043			7.6
RS-D357-99 82-86	292		0.009			2.1

AMERICAN ASSAY LABORATORIES

ANALYSIS REPORT SP053789

American Assay Laboratories

CLIENT : NEWMONT GOLD COMPANY
PROJECT : ROSEBUD
REFERENCE : RS-D357-99

REPORTED : 12 JUL 1999

SAMPLES	Au FA30 ppb	Au(R) FA30 ppb	Au(OZ) FA30 OPT	Au(RZ) FA30 OPT	RESPLIT AuII ppb	Ag D210 ppm
RS-D357-99 86-90	1658		0.048			1.9
RS-D357-99 90.0-93.9	1582		0.046			13.0
RS-D357-99 93.9-96.8	212		0.006			6.7
RS-D357-99 96.8-100.0	1200		0.035			3.5
RS-D357-99 100-104	264		0.008			4.0
RS-D357-99 104.0-108.5	152		0.004			5.9
RS-D357-99 108.5-112.7	1158		0.034			4.0
RS-D357-99 112.7-117.1	132		0.004			6.7
RS-D357-99 117.1-121.0	242		0.007			6.9
RS-D357-99 121-124	132		0.004			25.6
RS-D357-99 124-129	80		0.002			24.2
RS-D357-99 129-134	1118		0.033			30.6
RS-D357-99 134-139	798		0.023			66.8
RS-D357-99 139-144	1308		0.038			74.5
RS-D357-99 144-149	560	592	0.016	0.017		83.6
RS-D357-99 144-149B	12860	12543	0.375	0.366		<0.5
RS-D357-99 149-154	1378		0.040			157.1
RS-D357-99 154.0-158.2	826		0.024			104.9
RS-D357-99 158.2-159.7	2538		0.074			477.3
RS-D357-99 159.7-164.0	1770		0.052			102.3
RS-D357-99 164.0-168.7	1214		0.035			84.7
RS-D357-99 168.7-171.9	740		0.022			60.9
RS-D357-99 171.9-175.0	308		0.009			15.7
RS-D357-99 175-180	140		0.004			16.8
RS-D357-99 180-185	134		0.004			9.5

AMERICAN ASSAY LABORATORIES

ANALYSIS REPORT SP053789

American Assay Laboratories

CLIENT : NEWMONT GOLD COMPANY
PROJECT : ROSEBUD
REFERENCE : RS-D357-99

REPORTED : 12 JUL 1999

SAMPLES	Au FA30 ppb	Au(R) FA30 ppb	Au(OZ) FA30 OPT	Au(RZ) FA30 OPT	RESPLIT AuII ppb	Ag D210 ppm
RS-D357-99 185-190	412		0.012			8.2
RS-D357-99 190.0-193.3	410	442	0.012	0.013		40.8
RS-D357-99 193.3-198.3	136		0.004			7.2
RS-D357-99 198.3-203.3	70		0.002			3.6
RS-D357-99 203.3-206.6	103		0.003			4.0
RS-D357-99 206.6-210.0	134		0.004			4.6
RS-D357-99 210-215	996		0.029			12.3
RS-D357-99 215.0-220.2	436		0.013			43.2
RS-D357-99 220.2-225.0	2750		0.080			20.8
RS-D357-99 225.0-230.3	1681		0.049			7.4
RS-D357-99 230.3-235	478		0.014			4.3
RS-D357-99 235.0-240.1	1964		0.057			7.1
RS-D357-99 240.1-243.2	734		0.021			28.9
RS-D357-99 243.2-246.1	548		0.016			143.3
RS-D357-99 246.1-250.0	224		0.007			20.3
RS-D357-99 250-255	270		0.008			8.5
RS-D357-99 250-255B	7202	7582	0.210	0.221		0.9
RS-D357-99 255.0-259.7	3968		0.116			68.1
RS-D357-99 259.7-265.0	632	590	0.018	0.017		36.9
RS-D357-99 265-270	408		0.012			13.2
RS-D357-99 270-275	538		0.016			21.6
RS-D357-99 275-280	542		0.016			7.5
RS-D357-99 280.0-284.9	984		0.029			5.0
RS-D357-99 284.9-290.0	1650		0.048			9.9
RS-D357-99 290-295	426		0.012			6.3

AMERICAN ASSAY LABORATORIES

ANALYSIS REPORT SP053789

American Assay Laboratories

CLIENT : NEWMONT GOLD COMPANY
PROJECT : ROSEBUD
REFERENCE : RS-D357-99

REPORTED : 12 JUL 1999

SAMPLES	Au FA30 ppb	Au(R) FA30 ppb	Au(OZ) FA30 OPT	Au(RZ) FA30 OPT	RESPLIT AuII ppb	Ag D210 ppm
RS-D357-99 295-300	328		0.010			2.4
RS-D357-99 300-305	54		0.002			2.3
RS-D357-99 305-310	208		0.006			2.6
RS-D357-99 310.0-314.9	<5		<0.001			1.9
RS-D357-99 314.9-320.0	<5		<0.001			1.4
RS-D357-99 320-325	108		0.003			1.8
RS-D357-99 325-330	<5		<0.001			1.7
RS-D357-99 330.0-334.1	266		0.008			3.0
RS-D357-99 334.1-334.9	240		0.007			3.8
RS-D357-99 334.9-340.0	6		<0.001			1.2
RS-D357-99 340-345	<5		<0.001			0.7
RS-D357-99 345-350	<5		<0.001			0.8
RS-D357-99 350-355	566		0.017			5.3
RS-D357-99 355.0-358.7	90	96	0.003	0.003		2.1
RS-D357-99 358.7-362.5	132		0.004			4.3
RS-D357-99 362.5-366.5	678		0.020			5.3
RS-D357-99 366.5-370.0	22		<0.001			3.4
RS-D357-99 370-375	<5		<0.001			1.5
RS-D357-99 370-375B	136		0.004			0.6
RS-D357-99 375-380	316		0.009			3.3
RS-D357-99 380.0-384.9	2076		0.061			14.6
RS-D357-99 384.9-390.0	102		0.003			3.8
RS-D357-99 390.0-395.2	598		0.017			3.9
RS-D357-99 395.2-400.0	370		0.011			3.6
RS-D357-99 400.0-404.5	<5		<0.001			1.2

AMERICAN ASSAY LABORATORIES

ANALYSIS REPORT SP053789

American Assay Laboratories

CLIENT : NEWMONT GOLD COMPANY
PROJECT : ROSEBUD
REFERENCE : RS-D357-99

REPORTED : 12 JUL 1999

SAMPLES	Au FA30 ppb	Au(R) FA30 ppb	Au(OZ) FA30 OPT	Au(RZ) FA30 OPT	RESPLIT AuII ppb	Ag D210 ppm
RS-D357-99 404.5-408.5	496		0.014			3.6
RS-D357-99 408.5-410.2	330		0.010			8.4
RS-D357-99 410.2-415.0	10		<0.001			1.9
RS-D357-99 415-420	142		0.004			1.6
RS-D357-99 420-425	124		0.004			2.4
RS-D357-99 425-430	730		0.021			1.5
RS-D357-99 430.0-432.5	<5		<0.001			2.1
RS-D357-99 432.5-436.5	1662		0.048			2.6
RS-D357-99 436.5-439.5	692		0.020			3.3
RS-D357-99 439.5-440.5	404		0.012			31.9
RS-D357-99 440.5-444.8	3800		0.111			5.2
RS-D357-99 444.8-446.8	3376		0.098			66.8
RS-D357-99 446.8-449.5	604	578	0.018	0.017		3.6
RS-D357-99 449.5-454.8	40		0.001			2.0
RS-D357-99 454.8-460.0	146		0.004			2.0
RS-D357-99 460-461	2050		0.060			2.1
RS-D357-99 461.0-462.5	1438	1402	0.042	0.041		5.5
RS-D357-99 462.5-464.5	720		0.021			35.0
RS-D357-99 464.5-466.0	2198		0.064			35.2
RS-D357-99 466-470	204		0.006			2.1
RS-D357-99 470.0-472.2	66		0.002			3.1
RS-D357-99 470.0-472.2B	142		0.004			<0.5
RS-D357-99 472.2-476.0	100		0.003			3.7
RS-D357-99 476-480	96		0.003			1.6
RS-D357-99 480-483	8		<0.001			1.6

AMERICAN ASSAY LABORATORIES

ANALYSIS REPORT SP053789

American Assay Laboratories

CLIENT : NEWMONT GOLD COMPANY
PROJECT : ROSEBUD
REFERENCE : RS-D357-99

REPORTED : 12 JUL 1999

SAMPLES	Au FA30 ppb	Au(R) FA30 ppb	Au(OZ) FA30 OPT	Au(RZ) FA30 OPT	RESPLIT AuII ppb	Ag D210 ppm
RS-D357-99 483.0-487.3	50		0.001			2.2
RS-D357-99 487.3-491.0	8360		0.244			62.3
RS-D357-99 491-495	<5		<0.001			3.1
RS-D357-99 495-500	176		0.005			1.2
RS-D357-99 500-505	90		0.003			1.8
RS-D357-99 505-510	<5		<0.001			1.1
RS-D357-99 510.0-512.5	144		0.004			21.7
RS-D357-99 512.5-514.4	1486	1476	0.043	0.043		4.6
RS-D357-99 514.4-516.3	1658		0.048			3.7
RS-D357-99 516.3-520.0	1654		0.048			23.2
RS-D357-99 520-525	1080		0.032			1.4
RS-D357-99 525-530	28		<0.001			0.9
RS-D357-99 530.0-535.2	8		<0.001			1.3
RS-D357-99 535.2-540.0	158		0.005			1.3
RS-D357-99 540-545	3656		0.107	Vc 4,		84.6
RS-D357-99 545-550	10		<0.001			1.0
RS-D357-99 550-555	10		<0.001			1.6
RS-D357-99 555-560	<5		<0.001			0.5
RS-D357-99 560-565	12		<0.001			1.2
RS-D357-99 565-570	310	350	0.009	0.010		2.9
RS-D357-99 570-575	260		0.008			0.8
RS-D357-99 575-580	<5		<0.001			0.6
RS-D357-99 580.0-584.4	<5		<0.001			0.7
RS-D357-99 580.0-584.4B	142		0.004			<0.5
RS-D357-99 584.4-586.3	8		<0.001			4.6

AMERICAN ASSAY LABORATORIES

ANALYSIS REPORT SP053789

American Assay Laboratories

CLIENT : NEWMONT GOLD COMPANY
PROJECT : ROSEBUD
REFERENCE : RS-D357-99

REPORTED : 12 JUL 1999

SAMPLES	Au FA30 ppb	Au(R) FA30 ppb	Au(OZ) FA30 OPT	Au(RZ) FA30 OPT	RESPLIT AuII ppb	Ag D210 ppm
RS-D357-99 586.3-590.0	372		0.011			1.9
RS-D357-99 590.0-593.6	234		0.007			113.9
RS-D357-99 593.6-594.8	103		0.003			3.9
RS-D357-99 594.8-600.0	6		<0.001			1.6
RS-D357-99 600-605	386		0.011			2.4
RS-D357-99 605-610	<5		<0.001			1.9
RS-D357-99 610.0-611.8	238		0.007			153.2
RS-D357-99 611.8-614.5	<5		<0.001			2.7
RS-D357-99 614.5-617.0	28		<0.001			3.3
RS-D357-99 617-620	<5		<0.001			0.8
RS-D357-99 620.0-624.8	84		0.002			0.7
RS-D357-99 624.8-630.0	<5		<0.001			0.6
RS-D357-99 630-635	<5		<0.001			<0.5
RS-D357-99 635-640	1106		0.032			119.3
RS-D357-99 640.0-642.8	32		<0.001			1.8
RS-D357-99 642.8-646.0	<5		<0.001			1.8
RS-D357-99 646-650	<5		<0.001			<0.5
RS-D357-99 650-655	<5		<0.001			0.5
RS-D357-99 655-660	<5		<0.001			<0.5
RS-D357-99 660.0-662.7	<5		<0.001			1.2
RS-D357-99 662.7-664.1	388		0.011			3.0
RS-D357-99 664.1-670.0	10		<0.001			<0.5
RS-D357-99 670-675	<5		<0.001			<0.5
RS-D357-99 675-680	<5		<0.001			0.7
RS-D357-99 680-685	<5		<0.001			0.9

AMERICAN ASSAY LABORATORIES

ANALYSIS REPORT SP053789

American Assay Laboratories

CLIENT : NEWMONT GOLD COMPANY
PROJECT : ROSEBUD
REFERENCE : RS-D357-99

REPORTED : 12 JUL 1999

SAMPLES	Au FA30 ppb	Au(R) FA30 ppb	Au(OZ) FA30 OPT	Au(RZ) FA30 OPT	RESPLIT AuII ppb	Ag D210 ppm
RS-D357-99 685-690	<5		<0.001			0.6
RS-D357-99 690.0-691.9	362		0.011			2.4
RS-D357-99 691.9-695.0	480		0.014			512.5
RS-D357-99 695-700	6		<0.001			1.9
RS-D357-99 700-705	292		0.009			2.2
RS-D357-99 700-705B	13096	13300	0.382	0.388		<0.5
RS-D357-99 705-710	<5		<0.001			0.8
RS-D357-99 710.0-712.4	8		<0.001			0.7
RS-D357-99 712.4-717.0	428		0.012			<0.5
RS-D357-99 717-720	404		0.012			1.3
RS-D357-99 720.0-723.9	288		0.008			1.3
RS-D357-99 723.9-727.3	400		0.012			35.9
RS-D357-99 727.3-730.0	16		<0.001			1.1
RS-D357-99 730-735	552		0.016			0.9
RS-D357-99 735-740	874		0.025			1.8
RS-D357-99 740-743	334		0.010			48.9
RS-D357-99 743.0-745.5	142	148	0.004	0.004		63.0
RS-D357-99 745.5-750.0	18		<0.001			51.4
RS-D357-99 750-753	178		0.005			3.6
RS-D357-99 753.0-755.4	1630		0.048			1001.4
RS-D357-99 755.4-760.0	148		0.004			63.5
RS-D357-99 760.0-765.2	116		0.003			28.5
RS-D357-99 765.2-770.0	52		0.002			1.8
RS-D357-99 770-775	80		0.002			2.2
RS-D357-99 775-780	66		0.002			1.9

AMERICAN ASSAY LABORATORIES

ANALYSIS REPORT SP053789

American Assay Laboratories

CLIENT : NEWMONT GOLD COMPANY
PROJECT : ROSEBUD
REFERENCE : RS-D357-99

REPORTED : 12 JUL 1999

SAMPLES	Au FA30 ppb	Au(R) FA30 ppb	Au(OZ) FA30 OPT	Au(RZ) FA30 OPT	RESPLIT AuII ppb	Ag D210 ppm
RS-D357-99 780.0-784.9	88		0.003			1.4
RS-D357-99 780.0-784.9B	13520		0.394			<0.5
RS-D357-99 784.9-790.0	426		0.012			1.9
RS-D357-99 790.0-792.6	364		0.011			1.6
RS-D357-99 792.6-796.6	1278		0.037			3.9
RS-D357-99 796.6-801.5	590		0.017			49.1
RS-D357-99 801.5-805.8	140		0.004			2.4
RS-D357-99 805.8-810.0	294		0.009			161.3
RS-D357-99 810.0-814.9	586		0.017			4.0
RS-D357-99 814.9-820.0	532		0.016			2.6
RS-D357-99 820.0-825.2	104		0.003			1.9
RS-D357-99 825.2-828.5	156		0.005			2.0
RS-D357-99 828.5-831.2	532		0.016			3.0
RS-D357-99 831.2-835.1	2688		0.078			1.1
RS-D357-99 835.1-840.0	262		0.008			5.2
RS-D357-99 840.0-845.2	<5		<0.001			0.7
RS-D357-99 845.2-850.0	1192		0.035			3.3
RS-D357-99 850-855	894		0.026			2.2
RS-D357-99 855-860	40		0.001			2.8
RS-D357-99 860-865	8		<0.001			0.8
RS-D357-99 865-870	<5		<0.001			<0.5

AMERICAN ASSAY LABORATORIES

ANALYSIS REPORT SP053789

American Assay Laboratories

CLIENT : NEWMONT GOLD COMPANY
PROJECT : ROSEBUD
REFERENCE : RS-D357-99

REPORTED : 12 JUL 1999

SAMPLES	Ag(OZ) D210 OPT
RS-D357-99 0.0-2.6	0.02
RS-D357-99 2.6-7.0	0.04
RS-D357-99 7.0-10.2	0.06
RS-D357-99 10.2-11.0	3.54
RS-D357-99 11-14	0.05
RS-D357-99 14-16	1.79
RS-D357-99 16-19	0.07
RS-D357-99 19.0-23.3	0.03
RS-D357-99 23.3-27.0	0.05
RS-D357-99 27.0-32.5	0.04
RS-D357-99 32.5-37.0	0.03
RS-D357-99 37-42	0.06
RS-D357-99 37-42B	<0.02
RS-D357-99 42-45	0.20
RS-D357-99 45-50	0.13
RS-D357-99 50-55	1.43
RS-D357-99 55-60	0.60
RS-D357-99 60-64	0.32
RS-D357-99 64.0-66.7	0.41
RS-D357-99 66.7-70.0	0.20
RS-D357-99 70.0-73.9	0.14
RS-D357-99 73.9-77.0	0.27
RS-D357-99 77-79	0.15
RS-D357-99 79-82	0.22
RS-D357-99 82-86	0.06

AMERICAN ASSAY LABORATORIES

ANALYSIS REPORT SP053789

American Assay Laboratories

CLIENT : NEWMONT GOLD COMPANY
PROJECT : ROSEBUD
REFERENCE : RS-D357-99

REPORTED : 12 JUL 1999

SAMPLES	Ag(OZ) D210 OPT
RS-D357-99 86-90	0.06
RS-D357-99 90.0-93.9	0.38
RS-D357-99 93.9-96.8	0.20
RS-D357-99 96.8-100.0	0.10
RS-D357-99 100-104	0.12
RS-D357-99 104.0-108.5	0.17
RS-D357-99 108.5-112.7	0.12
RS-D357-99 112.7-117.1	0.20
RS-D357-99 117.1-121.0	0.20
RS-D357-99 121-124	0.75
RS-D357-99 124-129	0.71
RS-D357-99 129-134	0.89
RS-D357-99 134-139	1.95
RS-D357-99 139-144	2.17
RS-D357-99 144-149	2.44
RS-D357-99 144-149B	~~<0.02~~
RS-D357-99 149-154	4.58
RS-D357-99 154.0-158.2	3.06
RS-D357-99 158.2-159.7	13.92
RS-D357-99 159.7-164.0	2.98
RS-D357-99 164.0-168.7	2.47
RS-D357-99 168.7-171.9	1.78
RS-D357-99 171.9-175.0	0.46
RS-D357-99 175-180	0.49
RS-D357-99 180-185	0.28

AMERICAN ASSAY LABORATORIES

ANALYSIS REPORT SP053789

American Assay Laboratories

CLIENT : NEWMONT GOLD COMPANY
PROJECT : ROSEBUD
REFERENCE : RS-D357-99

REPORTED : 12 JUL 1999

SAMPLES	Ag(OZ) D210 OPT
RS-D357-99 185-190	0.24
RS-D357-99 190.0-193.3	1.19
RS-D357-99 193.3-198.3	0.21
RS-D357-99 198.3-203.3	0.11
RS-D357-99 203.3-206.6	0.12
RS-D357-99 206.6-210.0	0.13
RS-D357-99 210-215	0.36
RS-D357-99 215.0-220.2	1.26
RS-D357-99 220.2-225.0	0.61
RS-D357-99 225.0-230.3	0.22
RS-D357-99 230.3-235	0.13
RS-D357-99 235.0-240.1	0.21
RS-D357-99 240.1-243.2	0.84
RS-D357-99 243.2-246.1	4.18
RS-D357-99 246.1-250.0	0.59
RS-D357-99 250-255	0.25
RS-D357-99 250-255B	0.03
RS-D357-99 255.0-259.7	1.99
RS-D357-99 259.7-265.0	1.08
RS-D357-99 265-270	0.39
RS-D357-99 270-275	0.63
RS-D357-99 275-280	0.22
RS-D357-99 280.0-284.9	0.15
RS-D357-99 284.9-290.0	0.29
RS-D357-99 290-295	0.18

AMERICAN ASSAY LABORATORIES

ANALYSIS REPORT SP053789

American Assay Laboratories

CLIENT : NEWMONT GOLD COMPANY
PROJECT : ROSEBUD
REFERENCE : RS-D357-99

REPORTED : 12 JUL 1999

SAMPLES	Ag(OZ) D210 OPT
RS-D357-99 295-300	0.07
RS-D357-99 300-305	0.07
RS-D357-99 305-310	0.08
RS-D357-99 310.0-314.9	0.06
RS-D357-99 314.9-320.0	0.04
RS-D357-99 320-325	0.05
RS-D357-99 325-330	0.05
RS-D357-99 330.0-334.1	0.09
RS-D357-99 334.1-334.9	0.11
RS-D357-99 334.9-340.0	0.04
RS-D357-99 340-345	0.02
RS-D357-99 345-350	0.02
RS-D357-99 350-355	0.15
RS-D357-99 355.0-358.7	0.06
RS-D357-99 358.7-362.5	0.13
RS-D357-99 362.5-366.5	0.15
RS-D357-99 366.5-370.0	0.10
RS-D357-99 370-375	0.04
RS-D357-99 370-375B	<0.02
RS-D357-99 375-380	0.10
RS-D357-99 380.0-384.9	0.43
RS-D357-99 384.9-390.0	0.11
RS-D357-99 390.0-395.2	0.11
RS-D357-99 395.2-400.0	0.11
RS-D357-99 400.0-404.5	0.04

AMERICAN ASSAY LABORATORIES

ANALYSIS REPORT SP053789

American Assay Laboratories

CLIENT : NEWMONT GOLD COMPANY
PROJECT : ROSEBUD
REFERENCE : RS-D357-99

REPORTED : 12 JUL 1999

SAMPLES	Ag(OZ) D210 OPT
RS-D357-99 404.5-408.5	0.11
RS-D357-99 408.5-410.2	0.25
RS-D357-99 410.2-415.0	0.06
RS-D357-99 415-420	0.05
RS-D357-99 420-425	0.07
RS-D357-99 425-430	0.04
RS-D357-99 430.0-432.5	0.06
RS-D357-99 432.5-436.5	0.08
RS-D357-99 436.5-439.5	0.10
RS-D357-99 439.5-440.5	0.93
RS-D357-99 440.5-444.8	0.15
RS-D357-99 444.8-446.8	1.95
RS-D357-99 446.8-449.5	0.11
RS-D357-99 449.5-454.8	0.06
RS-D357-99 454.8-460.0	0.06
RS-D357-99 460-461	0.06
RS-D357-99 461.0-462.5	0.16
RS-D357-99 462.5-464.5	1.02
RS-D357-99 464.5-466.0	1.03
RS-D357-99 466-470	0.06
RS-D357-99 470.0-472.2	0.09
RS-D357-99 470.0-472.2B	~~<0.02~~
RS-D357-99 472.2-476.0	0.11
RS-D357-99 476-480	0.05
RS-D357-99 480-483	0.05

AMERICAN ASSAY LABORATORIES

ANALYSIS REPORT SP053789

American Assay Laboratories

CLIENT : NEWMONT GOLD COMPANY
PROJECT : ROSEBUD
REFERENCE : RS-D357-99

REPORTED : 12 JUL 1999

SAMPLES	Ag(OZ) D210 OPT
RS-D357-99 483.0-487.3	0.06
RS-D357-99 487.3-491.0	1.82
RS-D357-99 491-495	0.09
RS-D357-99 495-500	0.04
RS-D357-99 500-505	0.05
RS-D357-99 505-510	0.03
RS-D357-99 510.0-512.5	0.63
RS-D357-99 512.5-514.4	0.13
RS-D357-99 514.4-516.3	0.11
RS-D357-99 516.3-520.0	0.68
RS-D357-99 520-525	0.04
RS-D357-99 525-530	0.03
RS-D357-99 530.0-535.2	0.04
RS-D357-99 535.2-540.0	0.04
RS-D357-99 540-545	2.47
RS-D357-99 545-550	0.03
RS-D357-99 550-555	0.05
RS-D357-99 555-560	<0.02
RS-D357-99 560-565	0.04
RS-D357-99 565-570	0.08
RS-D357-99 570-575	0.02
RS-D357-99 575-580	<0.02
RS-D357-99 580.0-584.4	0.02
RS-D357-99 580.0-584.4B	<0.02
RS-D357-99 584.4-586.3	0.13

AMERICAN ASSAY LABORATORIES

ANALYSIS REPORT SP053789

American Assay Laboratories

CLIENT : NEWMONT GOLD COMPANY
PROJECT : ROSEBUD
REFERENCE : RS-D357-99

REPORTED : 12 JUL 1999

SAMPLES	Ag(OZ) D210 OPT
RS-D357-99 586.3-590.0	0.06
RS-D357-99 590.0-593.6	3.32
RS-D357-99 593.6-594.8	0.11
RS-D357-99 594.8-600.0	0.05
RS-D357-99 600-605	0.07
RS-D357-99 605-610	0.06
RS-D357-99 610.0-611.8	4.47
RS-D357-99 611.8-614.5	0.08
RS-D357-99 614.5-617.0	0.10
RS-D357-99 617-620	0.02
RS-D357-99 620.0-624.8	0.02
RS-D357-99 624.8-630.0	<0.02
RS-D357-99 630-635	<0.02
RS-D357-99 635-640	3.48
RS-D357-99 640.0-642.8	0.05
RS-D357-99 642.8-646.0	0.05
RS-D357-99 646-650	<0.02
RS-D357-99 650-655	<0.02
RS-D357-99 655-660	<0.02
RS-D357-99 660.0-662.7	0.04
RS-D357-99 662.7-664.1	0.09
RS-D357-99 664.1-670.0	<0.02
RS-D357-99 670-675	<0.02
RS-D357-99 675-680	0.02
RS-D357-99 680-685	0.03

AMERICAN ASSAY LABORATORIES

ANALYSIS REPORT SP053789

American Assay Laboratories

CLIENT : NEWMONT GOLD COMPANY
PROJECT : ROSEBUD
REFERENCE : RS-D357-99

REPORTED : 12 JUL 1999

SAMPLES	Ag(OZ) D210 OPT
RS-D357-99 685-690	<0.02
RS-D357-99 690.0-691.9	0.07
RS-D357-99 691.9-695.0	14.95
RS-D357-99 695-700	0.06
RS-D357-99 700-705	0.06
RS-D357-99 700-705B	~~<0.02~~
RS-D357-99 705-710	0.02
RS-D357-99 710.0-712.4	0.02
RS-D357-99 712.4-717.0	<0.02
RS-D357-99 717-720	0.04
RS-D357-99 720.0-723.9	0.04
RS-D357-99 723.9-727.3	1.05
RS-D357-99 727.3-730.0	0.03
RS-D357-99 730-735	0.03
RS-D357-99 735-740	0.05
RS-D357-99 740-743	1.43
RS-D357-99 743.0-745.5	1.84
RS-D357-99 745.5-750.0	1.50
RS-D357-99 750-753	0.11
RS-D357-99 753.0-755.4	29.21
RS-D357-99 755.4-760.0	1.85
RS-D357-99 760.0-765.2	0.83
RS-D357-99 765.2-770.0	0.05
RS-D357-99 770-775	0.06
RS-D357-99 775-780	0.06

AMERICAN ASSAY LABORATORIES

ANALYSIS REPORT SP053789

American Assay Laboratories

CLIENT : NEWMONT GOLD COMPANY
PROJECT : ROSEBUD
REFERENCE : RS-D357-99

REPORTED : 12 JUL 1999

SAMPLES	Ag(OZ) D210 OPT
RS-D357-99 780.0-784.9	0.04
RS-D357-99 780.0-784.9B	<0.02
RS-D357-99 784.9-790.0	0.06
RS-D357-99 790.0-792.6	0.05
RS-D357-99 792.6-796.6	0.11
RS-D357-99 796.6-801.5	1.43
RS-D357-99 801.5-805.8	0.07
RS-D357-99 805.8-810.0	4.71
RS-D357-99 810.0-814.9	0.12
RS-D357-99 814.9-820.0	0.08
RS-D357-99 820.0-825.2	0.06
RS-D357-99 825.2-828.5	0.06
RS-D357-99 828.5-831.2	0.09
RS-D357-99 831.2-835.1	0.03
RS-D357-99 835.1-840.0	0.15
RS-D357-99 840.0-845.2	0.02
RS-D357-99 845.2-850.0	0.10
RS-D357-99 850-855	0.06
RS-D357-99 855-860	0.08
RS-D357-99 860-865	0.02
RS-D357-99 865-870	<0.02

Down Hole Survey Data
RS-D357-99

Footage	Measured Bearing	Corrected Azimuth -15.66	Measured Inclination	Calculated Dip
50	71	124.7	95	5.0
150	74	121.7	95	5.0
350	74	121.7	95.5	5.5
550	75	120.7	95.5	5.5
750	74	121.7	94.5	4.5

NDHS7-6.CR5 07/07/99 13:43:38

Point	Northing	Easting	Elevation	Description
1	2,204,459.4030	482,047.8630	4,335.09	nbs2
2	2,204,447.8390	482,028.6020	4,336.95	
3	2,204,487.9690	482,082.8697	4,324.04	D358
4	2,204,533.9691	482,187.1994	4,324.18	D357
5	2,204,560.7399	482,231.2480	4,325.37	D344
6	2,204,561.3731	482,232.1784	4,325.90	D356


RS-D357-99 BOX 02
DEPTH 14.0 - 24.0

RS-D357-99 BOX 01
DEPTH 0.0 - 14.0


RS-D357-99 BOX 03
DEPTH 24.0 - 33.0

RS-D357-99 BOX 05
DEPTH 44_5- 54.5

RS-D357-99 BOX 04
DEPTH 33_0- 44.5


RS-D357-99 BOX 06
DEPTH 54_5- 64.5


80'
82
75'
77
RS-D357-99 BOX 08
DEPTH 74_0 - 84.0

76
65'
66.7
RS-D357-99 BOX 07
DEPTH 64_5 - 74.0


RS-D357-99 BOX 09
DEPTH 84_0 - 93.5


112.7
108.5
104
108
RS-D357-99 BOX 11
DEPTH 103_5- 113.0

96.8
93.9
RS-D357-99 BOX 10
DEPTH 93_5- 103.0


117.1
121
RS-D357-99 BOX 12
DEPTH 113_0- 123.0

RS-D357-99 BOX 14
DEPTH 133.0 - 142.0

RS-D357-99 BOX 13
DEPTH 123.0 - 133.0


RS-D357-99 BOX 15
DEPTH 142.0 - 151.0

168.7
RS-D357-99 BOX 17
DEPTH 160.0 - 170.0

158.2
157.7
RS-D357-99 BOX 16
DEPTH 151.0 - 160.0

RS-D357-99 BOX 18
DEPTH 170.0 - 180.0


RS-D357-99 BOX 20
DEPTH 189_0 - 199.0

RS-D357-99 BOX 19
DEPTH 180_0 - 189.0


RS-D357-99 BOX 21
DEPTH 199_0 - 208.0

RS-D357-99 BOX 23
DEPTH 217.0 - 226.0
220.2
225

RS-D357-99 BOX 22
DEPTH 208.0 - 217.0
210
215

RS-D357-99 BOX 24
DEPTH 226.0 - 236.0
230.3

246.1
250
RS-D357-99 BOX 26
DEPTH 245_0 - 254.0

245
240.1
243.2
RS-D357-99 BOX 25
DEPTH 236_0 - 245.0

RS-D357-99 BOX 28
DEPTH 264_0 - 273.0

295
300
RS-D357-99 BOX 31
DEPTH 291_0 - 300.0

284.9
RS-D357-99 BOX 30
DEPTH 282_0 - 291.0

RS-D357-99 BOX 32
DEPTH 300_0 - 310.0

RS-D357-99 BOX 34
DEPTH 319_0 - 329.0
320
325

RS-D357-99 BOX 33
DEPTH 310_0 - 319.0
310
314.9

RS-D357-99 BOX 35
DEPTH 329_0 - 337.0
330
334.1
337.1

355
RS-D357-99 BOX37
DEPTH 346_0 - 355.0


340
345
RS-D357-99 BOX36
DEPTH 337_0 - 346.0

RS-D357-99 BOX38
DEPTH 355_0 - 364.0

RS-D357-99 BOX40
DEPTH 373_0 - 382.0

RS-D357-99 BOX39
DEPTH 364_0 - 373.0

RS-D357-99 BOX41
DEPTH 382_0 - 392.0

RS-D357-99 BOX43
DEPTH 401.0 - 410.0

RS-D357-99 BOX42
DEPTH 392.0 - 401.0


RS-D357-99 BOX44
DEPTH 410.0 - 419.0

RS-D357-99 BOX46
DEPTH 429_5 - 439.5

RS-D357-99 BOX45
DEPTH 419_0 - 429.5


RS-D357-99 BOX47
DEPTH 439_5 - 449.0

461
466
462.5
464.5
460
RS-D357-99 BOX49
DEPTH 459.0 - 468.0

450
454.8
446.5
RS-D357-99 BOX48
DEPTH 449.0 - 459.0

RS-D357-99 BOX50
DEPTH 468.0 - 477.5

491
487.5
RS-D357-99 BOX 52
DEPTH 488_0 - 495.0

483
RS-D357-99 BOX 51
DEPTH 477_5 - 488.0

485
495
500
RS-D357-99 BOX 53
DEPTH 495_0 - 504.0

514.4
516.3
520
RS-D357-99 BOX 55
DEPTH 512.5 - 522.0

505
512.5
510
RS-D357-99 BOX 54
DEPTH 504.0 - 512.5

525
530
RS-D357-99 BOX 56
DEPTH 522.0 - 531.0

545
RS-D357-99 BOX 58
DEPTH 540_0 - 548.0

540
535.2
RS-D357-99 BOX 57
DEPTH 531_0 - 540.0

555
RS-D357-99 BOX 59
DEPTH 548_0 - 557.0

RS-D357-99 BOX 61
DEPTH 566_0 - 574.0


565
RS-D357-99 BOX 60
DEPTH 557_0 - 566.0


RS-D357-99 BOX 62
DEPTH 574_0 - 583.0
575


5948
593.6
600
RS-D357-99 BOX 64
DEPTH 591_5 - 601.0

584.4
586.3
590
RS-D357-99 BOX 63
DEPTH 583_0 - 591.5


605
610
RS-D357-99 BOX 65
DEPTH 601_0 - 610.0


624.8
620
RS-D357-99 BOX 67
DEPTH 619.0 - 628.0

611.8
617
RS-D357-99 BOX 66
DEPTH 610.0 - 619.0

630
635
RS-D357-99 BOX 68
DEPTH 628.0 - 637.0

RS-D357-99 BOX 70
DEPTH 646.0 - 655.0
655
650


RS-D357-99 BOX 69
DEPTH 637.0 - 646.0
646
640
642.8

RS-D357-99 BOX 71
DEPTH 655.0 - 664.0
485
662.7
664.1

675
680
RS-D357-99 BOX 73
DEPTH 673.0 - 682.0


670
RS-D357-99 BOX 72
DEPTH 664.0 - 673.0


685
690
RS-D357-99 BOX 74
DEPTH 682.0 - 691.0

RS-D357-99 BOX 76
DEPTH 700.0 - 710.0
705

RS-D357-99 BOX 75
DEPTH 691.0 - 700.0
695
697
700


RS-D357-99 BOX 77
DEPTH 710.0 - 719.5
710
712.4
717

735
736
RS-D357-99 BOX 79
DEPTH 729_0 - 738.0

727.3
723.9
720
RS-D357-99 BOX 78
DEPTH 719_5 - 729.0


740
743
745
RS-D357-99 BOX 80
DEPTH 738_0 - 747.0


760
RS-D357-99 BOX 82
DEPTH 756_0 - 760.0

750
755.4
753
RS-D357-99 BOX 81
DEPTH 747_0 - 756.0

RS-D357-99 BOX 83
DEPTH 760_0 - 770.0

RS-D357-99 BOX 85
DEPTH 779.0 - 788.0

RS-D357-99 BOX 84
DEPTH 770.0 - 779.0

RS-D357-99 BOX 86
DEPTH 788.0 - 797.0

RS-D357-99 BOX 88
DEPTH 806_0 - 815.0


RS-D357-99 BOX 87
DEPTH 797_0 - 806.0


RS-D357-99 BOX 89
DEPTH 815_0 - 824.5

RS-D357-99 BOX 91
DEPTH 834.0 - 843.0
835.1
840

RS-D357-99 BOX 90
DEPTH 824.5 - 834.0
825.2
828.5
830
833.2


RS-D357-99 BOX 92
DEPTH 843.0 - 853.0
845.2
850

865
TD
870
RS-D357-99 BOX 94
DEPTH 862.5 - 870.5

860
855
RS-D357-99 BOX 93
DEPTH 853.0 - 862.5

7

WELL RSD 35-99

DEPTH 50'

PICTURE NO.

INCLINATION

OBS. DIR.

COR. DIR.

TOOL FACE

RUN BY mogoon

DATE 5-27-99

CHECKED BY

sperry-sun

DRILLING SERVICES

80
SEC
90
100
SEC
110
90
SEC
100
SEC
80
90
SEC
100
SEC
80

WELL RS D 35699

DEPTH 150'

PICTURE NO.

INCLINATION

OBS. DIR.

COR. DIR.

TOOL FACE

RUN BY Magoon

DATE 5-27-99

CHECKED BY

sperry-sun

DRILLING SERVICES

80
SE
90
100
SE
110

WELL RSD 357 99

DEPTH 350'

PICTURE NO.

INCLINATION

OBS. DIR.

COR. DIR.

TOOL FACE

RUN BY McGoon

DATE 8-27-99

CHECKED BY

sperry-sun

DRILLING SERVICES


SE
SE
SE
SE
110
110

WELL ~~DSR35~~ RSD 357 99

DEPTH 550'

PICTURE NO.

INCLINATION

OBS. DIR.

COR. DIR.

TOOL FACE

RUN BY Marau

DATE 5-23-99

CHECKED BY

sperry-sun

DRILLING SERVICES

80
SE
90
100
SE
80
110
80
SE
90
100
SE
7
110
80
SE
90
100
S

WELL RSD 357 ~~[illegible]~~ 99

DEPTH 750'

PICTURE NO.

INCLINATION

OBS. DIR.

COR. DIR.

TOOL FACE

RUN BY Magean

DATE 5-27-99

CHECKED BY

sperry-sun

DRILLING SERVICES