60001150

Mining District File Summary Sheet

DISTRICT	Rosebud
DIST_NO	4010
COUNTY If different from written on document	Pershing
TITLE If not obvious	Rosebud Drill Hole File – Hole No. RS-D357-99
AUTHOR	D. Mackerrow; C. Ballew; R. Vance; K. Allen; L. Mackedon
DATE OF DOC(S)	1999
MULTI_DIST Y / (N?) Additional Dist_Nos:	
QUAD_NAME	Sulphur 7.5'
P_M_C_NAME (mine, claim & company names)	Rosebud Mine; Rosebud Project; Rosebud Mining Co. LLC Hecla Mining Co.; Newmont Gold Co.
COMMODITY If not obvious	gold; silver
NOTES	Drill log; geology; assay; photographs; total depth 367' receipt; handwritten notes; downhole camera images geochemistry; down hole survey 46 p. 3 down hole camera images

Keep docs at about 250 pages if no oversized maps attached
(for every 1 oversized page (>11x17) with text reduce
the amount of pages by ~25)

SS: DP 5/13/08
Initials Date
DB: MB
Initials Date
SCANNED: NB
Initials Date

Revised: 1/22/08

RS D 353 -94

6000 1150

353

6660 1150

Hecla MINING COMPANY

- quartz, chalcedony, silicification
- faults, fractures
- FeOx
- sulfide
- calcite, carbonate
- argillization, white clays
- propylitization
- potassic alteration
- chlorite, chloritic clays

Intensity ... — — —

ROSEBUD PROJECT DIAMOND DRILL LOG

HOLE NUMBER	RS-D353-99	LOCATION	Vent Raise
PAGE 1 OF 6		NORTHING	
DATE	5/19/99	EASTING	
LOGGED BY	D.G. Mackenzie	ELEVATION	
SCALE	1" = 10	AZIMUTH	S38E
TOTAL DEPTH	367	INCLINATION	-30

REMARKS

LITH	OX/RE	LITHOLOGY	FT	GRAPHIC LOG	STRUCTURE	ALTERATION AND MINERALIZATION
Td	R	0-367 DOZER Fine grained rhyolite Pale gray in color with local argillized zone that become white. Weak flow foliation present 45-66.5 weak to moderate sulfide vein swarm, vein cross cut foliation of flow. Core is bleach white by argillization calcite and qtz veins are also present Pine 45 white clay	10 20 30 40 50	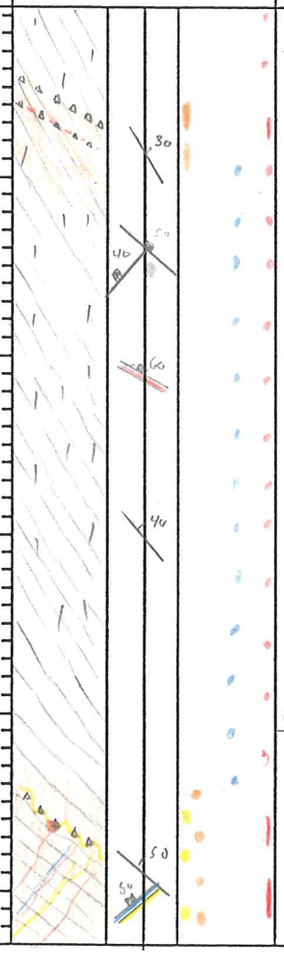	7.2-7.4 undifined breccia with marcasite 44.5-45 micro breccia and open vug	6-9 Argillized with 2" breccias with bladed marcasite 9- From 9' calcite weakly coat minor fx. 24 Pyrite after bladed marcasite on drusy qtz coated fracture calcite also on the fracture 44-66.5 Argillization associated with increased py/marcasite veinlets, white clay is present (kaolinite) on fractures. No calcite in this interval

ANALYTICAL DATA						
FROM	TO	W	Au	Ag	Au2	A
0	6					
6	9					
9	14					
14	19					
19	24					
24	29					
29	34					
34	39					
39	44					
44	49					
49	54					

HOLE NUMBER RS-D353-99 PAGE 2 OF 6

LITH.	OX/RED.	LITHOLOGY	FT	GRAPHIC LOG	STRUCTURE	ALTERATION AND MINERALIZATION
Td	R	0-367 DOZER Fine grained rhyolite flow Pale gray, with weak foliation.	50, 60, 70, 80, 90, 100, 110, 120		66.5 Fracturing is minimal spaced greater than 1' to 124	55-64 Argillization reaches moderate levels and core is bleach white. 66.5 sulfides significantly decrease to < 1% 71 calcite and bladed marcasite vein 83.5-89.4 Very weak argillization with a slight increase of py/marc. veinlets

ANALYTICAL DATA

FROM	TO	W	Au	Ag	Au2
49	54				
54	59				
59	64				
64	66.5				
66.5	69				
69	74				
74	79				
79	84				
84	89.4				
89.4	94				
94	99				
99	104				
104	109				
109	114				
114	119				

HOLE NUMBER RS-D353-99 PAGE 3 OF 6

LITH.	OX/RED.	LITHOLOGY	FT	GRAPHIC LOG	STRUCTURE	ALTERATION AND MINERALIZATION
Td	R	0-367 DOZER Fine grained rhyolite flow Faintly foliated 167-212 Hematite stained Dozer with irregular staining of the core color is medium brown with areas of gray. In the gray Dozer specks of hematite can be seen. Staining by hematite appears to have bled through the rock. Pinu 144.5 white cly in Fx	120 130 140 150 160 170 180 190	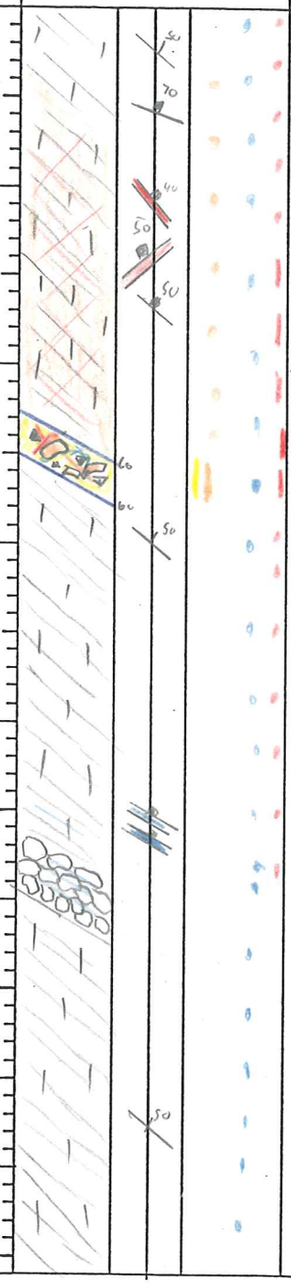	124 Slight increase in sulfide veinlets and minor fracturing 144-145.5 Silica healed breccia. Large angular clast 154-167 Healed Fx Grading to autobxa 167-171 Autobxa Fracturing in hematitic Dozer is minimal	124 - Argillization increase to a weak level 134-145.5 Increased sulfide veinlets in hanging wall of breccia 146.8 Argillization ends and core becomes pale gray 159 sulfide content decreases to nil in hematitic core at 167 159-167 Gradual increase in hematite 167-212 Hematite stained flow with blotchy appearance 167-212 calcite is found on micro Fx and as fine veinlets

ANALYTICAL DATA					
FROM	TO	W	Au	Ag	Au2
119	124				
124	129				
129	134				
134	139				
139	144				
144	145.5				
145.5	146.8				
146.8	150				
150	154				
154	159				
159	164				
164	169				
169	174				
174	179				
179	184				
184	188.9				

HOLE NUMBER RS-D353-99 PAGE 4 OF 6

LITH.	OX/RED.	LITHOLOGY	FT	GRAPHIC LOG	STRUCTURE	ALTERATION AND MINERALIZATION	ANALYTICAL DATA FROM	TO	W	Au	Ag	Au2
Td	R	0-367 DOZER Fine grained rhyolite continue Hematitic Dozer continued from 16.7 and begins to gradually fade from 206-212 245.5 - 334 Hematite stain core	190 200 210 220 230 240 250 260	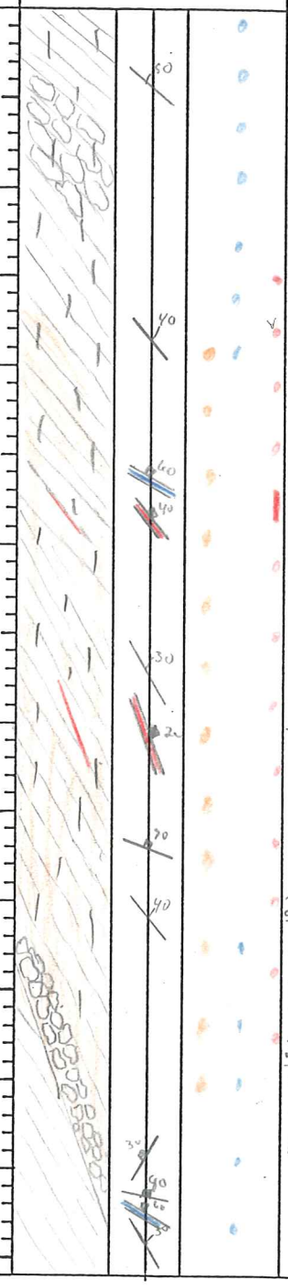	175-177 Auto breccia texture 230 High angle 20° tca fracture with 1/8" mus/Py vein 246-251 Auto breccia at base(?) of argillized zone 254-284 Fracturing Increases with with highest intensity 268.9-277	205.5 Pyrite traces begin to show in core again 209-251 weak argillization 214-240 white caly on fractures 218.2-218.5 higher Pyrite concentration 255 1" calcite vein 60° tca with hydrothermally altered clay on margins	188.9 194 199 204 209 214 218 219 224 229 234 239 244 249 254	194 199 204 209 214 218 219 224 229 234 239 244 249 254 259				

HOLE NUMBER RS-D353-99 PAGE 5 OF 6

LITH.	OX/RED.	LITHOLOGY	FT	GRAPHIC LOG	STRUCTURE	ALTERATION AND MINERALIZATION	ANALYTICAL DATA FROM	TO	W	Au	Ag	Au2
Td	R	0-367 DOZER Fine grain rhyolite Flow Pinp 266 Hydrothermal Gray clay 245.5-334 Hematite stained Dozer. 330-331 - Very small vesicuals for very small light colored specks on core	260 270 280 290 300 310 320 330		261-263 Auto breccia 271 2" rubble breccia 287-288 Auto breccia 294-297 Auto breccia 312-316 Auto breccia 324-329.5 Auto breccia	261-272 Hydrothermally altered clay in Hematitic Dozer 266.5 3" calcite vein 261.5 Pyrite on fracture in hematite zone 276.5 1" calcite vein 286.5 Hydrothermally altered white clay 296- 2" calcite vein	259	264				
							264	268.9				
							268.9	274				
							274	279				
							279	284				
							284	289				
							289	294				
							294	299				
							299	304				
							304	309				
							309	314				
							314	319				
							319	324				
							324	329				

HOLE NUMBER RS-D353-99 PAGE 6 OF 6

LITH.	OX/RED.	LITHOLOGY	FT	GRAPHIC LOG	STRUCTURE	ALTERATION AND MINERALIZATION
Td	R	0-367 DOZER Fine grained rhyolite Flow continues Hematite staining is the dominate characteristic 334-364 Bleached core	330 340 350 360 370		330-331 small vesiculs 353-357 Autobreccia	334-364 weak argillization related to fracturing 335-364 Pyrite at ≤1% associated with fracturing minor dissemination from fractures
		TD 367				

ANALYTICAL DATA					
FROM	TO	W	Au	Ag	Au2
329	334				
334	339				
339	344				
344	347				
347	350.4				
350.4	353				
353	357				
357	362				
362	367				

HECLA MINING COMPANY – ROSEBUD PROJECT
GEOTECHNICAL DRILL LOG

HOLE # RS-D353-99 DATE: 5-19-99 LOGGED BY: D. G. MacHerrow PAGE 1 OF 4

DRILL RUN		SOLID CORE	TOTAL CORE	RQD	ROCK STRENGTH		FRACTURE DATA				DENSITY DATA			
FROM	TO	RECOVERY (%)	RECOVERY (%)		DOWNHOLE DEPTH	POINT LOAD INDEX (psi)	FRACTURE DENSITY/FT.	AVG. ANGLE TO C.A.	ROUGHNESS	INFILL	DOWNHOLE DEPTH	SAMPLE WEIGHT (g)	DISPLACEMENT (cc)	DENSITY (g/cc)
0	9	52	97	22										
9	14	76	100	40										
14	24	91	96	72										
24	34	100	97	74										
34	44	100	103	97										
44	54	100	101	60										
54	64	100	103	85										
64	74	99	102	70										
74	84	100	100	73										
84	94	100	102	78										
94	104	100	103	96										

HECLA MINING COMPANY – ROSEBUD PROJECT
GEOTECHNICAL DRILL LOG

HOLE # RS-D353-99 DATE: 5-19-99 LOGGED BY: D.G. MacKerron PAGE 2 OF 4

DRILL RUN		SOLID CORE RECOVERY (%)	TOTAL CORE RECOVERY (%)	RQD	ROCK STRENGTH		FRACTURE DATA				DENSITY DATA			
FROM	TO				DOWNHOLE DEPTH	POINT LOAD INDEX (psi)	FRACTURE DENSITY/FT.	AVG. ANGLE TO C.A.	ROUGHNESS	INFILL	DOWNHOLE DEPTH	SAMPLE WEIGHT (g)	DISPLACEMENT (cc)	DENSITY (g/cc)
104	114	100	97	90										
114	124	100	100	88										
124	134	100	101	72										
134	144	100	98	50										
144	154	100	100	58										
154	164	100	100	89										
164	174	100	101	100										
174	184	100	101	81										
184	194	100	100	75										
194	204	100	100	86										
204	214	100	100	92										

HECLA MINING COMPANY – ROSEBUD PROJECT
GEOTECHNICAL DRILL LOG

HOLE # RS-D353-99 DATE: 5-19-99 LOGGED BY: D.G. Mackerrow PAGE 3 OF 4

DRILL RUN		SOLID CORE RECOVERY (%)	TOTAL CORE RECOVERY (%)	RQD	ROCK STRENGTH		FRACTURE DATA				DENSITY DATA			
FROM	TO				DOWNHOLE DEPTH	POINT LOAD INDEX (psi)	FRACTURE DENSITY/FT.	AVG. ANGLE TO C.A.	ROUGHNESS	INFILL	DOWNHOLE DEPTH	SAMPLE WEIGHT (g)	DISPLACEMENT (cc)	DENSITY (g/cc)
214	224	100	99	86										
224	234	100	98	65										
234	244	97	100	59										
244	254	100	98	94										
254	264	88	100	51										
264	274	98	102	8										
274	284	98	100	40										
284	294	100	100	73										
294	304	74	95	61										
304	314	83	95	70										
314	324	93	98	78										

HECLA MINING COMPANY – ROSEBUD PROJECT
GEOTECHNICAL DRILL LOG

HOLE # RS-D353-99 DATE: 5-19-99 LOGGED BY: D.G. Mackerrow PAGE 4 OF 4

DRILL RUN		SOLID CORE RECOVERY (%)	TOTAL CORE RECOVERY (%)	RQD	ROCK STRENGTH		FRACTURE DATA				DENSITY DATA			
FROM	TO				DOWNHOLE DEPTH	POINT LOAD INDEX (psi)	FRACTURE DENSITY/FT.	AVG. ANGLE TO C.A.	ROUGHNESS	INFILL	DOWNHOLE DEPTH	SAMPLE WEIGHT (g)	DISPLACEMENT (cc)	DENSITY (g/cc)
324	334	100	98	60										
334	341	78	96	30										
341	347	20	95	37										
347	354	100	101	24										
354	357	100	100	33										
357	367	100	98	72										

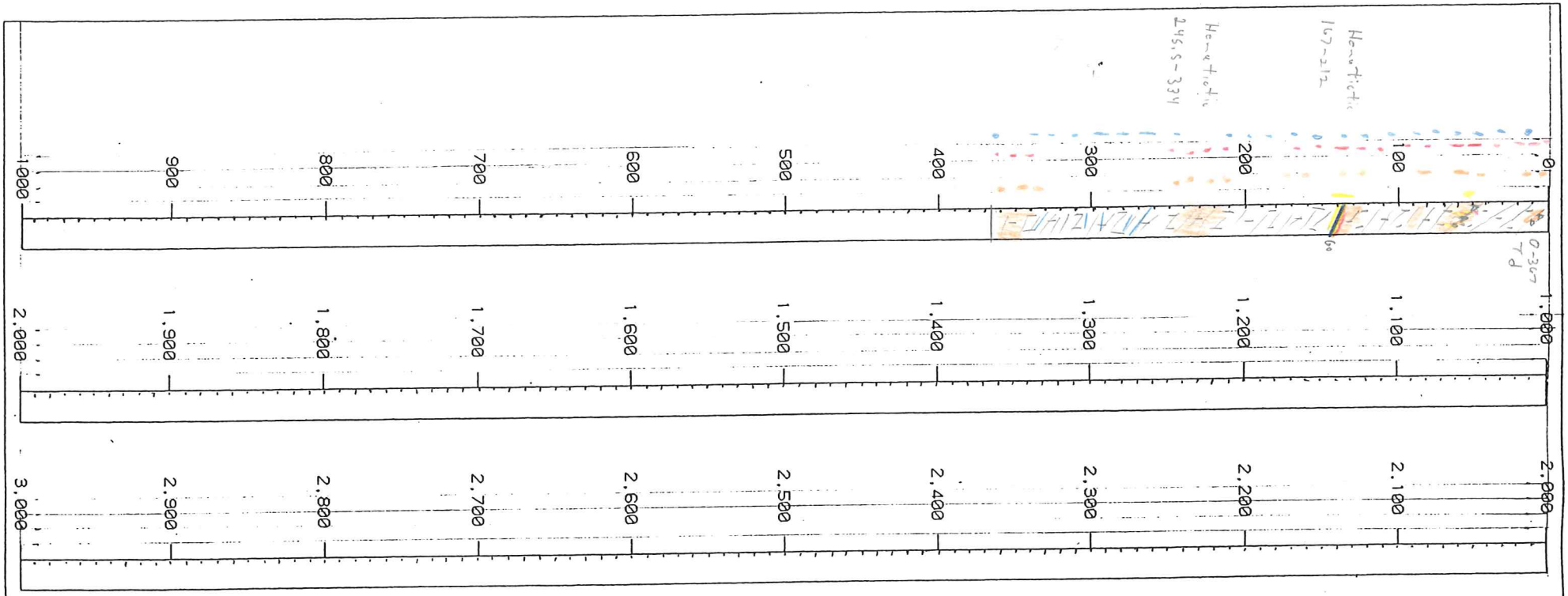

LITHOLOGY

- PLAT/FLOW
- MASSIVE AT/FLOW
- LST -
- PMBX -
- TOS/Bub Epiclastics
- BMB - Rhyolitic Porphyry
- RHYOLITE - DOZER
- ALS - PHYLLITES

TEXTURES

- LITHIC FRAGMENTS
- CRYSTALS
- LAPILLI
- AMYGDULES
- SPHERULITE
- SHARDS

STRUCTURES

- BRECCIA
- FAULT
- CLAY OR GOUGE
- FRACTURE ZONE
- VEINS Qtz
- VEINLETS
- VEINS CALC

CONTACTS

- LOST, GRADATIONAL OR INFERRED
- 80 SHARP (WITH ANGLE TO CORE)
- WAVY
- ROUGH OR JAGGED

Calcite
PYRITIZATION
CHLORITIZATION
ARGILLIZATION
SILICIFICATION
GRAPHIC LOG
Intensity

LOCATION ON GRID: Vent Raise	FINAL COLLAR COORDINATES	START 5/8/99	FINISH 5/12/99	LOGGED BY D.G. Mackerron
LAB Americas	NORTH	HOLE TYPE Core	SURVEYED TO 360.	
JOB #	EAST	BEARING S 38°E	ANGLE -30	T. D. 367
DRILLING COMPANY Long year	ELEV			
	DRILLER Pat Pomford			

The Rosebud Mining Company LLC

PAGE 1 OF 1

HOLE # RS-D344-99

Newmont Gold Core Form

Hole# RS-D353-99 **Az/Incl** S38E 1-30 **Page** 1 of 2

Logged by D.G. MacKerron **Area** Vent Raise **Total Depth** 367

Date 5-19-91 **Coords** **Contractor** Longyear

Footage	% Rec	RQD	Litho: Formation	Litho: Rock type	Litho: Color	Au oz/st	Ag oz/st	Graphic	Structure: Attitudes	Structure: fault	Structure: breccia	Structure: vein	Structure: gouge	Comments	Alteration: Silic	Alteration: argillic	Alteration: clay	Alteration: prop	Alteration: Sericite	Alteration: Chlorite	Met.: FeOx/Hem	Met.: CO3	Met.: Sulfide	Mineralogy: Pyrite	Mineralogy: Marcasite	Mineralogy: Calc/Dolo	Mineralogy: Clay
			Td	Rhy	Pale Gray									0 DOZER	0	0	0	0	0	0	0	0	0	1	Tr	0	0
														Fine grained Rhyolite Flow		1									1		
																0									Tr	1	
20																											
40																											
																1								2	2	0	
																2											
60																											
																1											
																0								1	Tr	1	
80																											
100																											
120																1											
																									1		
140																											
									60						1	0								2 1	2 Tr		
160																											
					Hem. Brown																1			0	0		
180																											
200																											

Newmont Gold Core Form

Hole# RS-D353-99 **Az/Incl** S 38E / -30 **Page** 2 of 2

Logged by D.G. Macherrow **Area** Vent Raise **Total Depth** 367

Date 5-19-99 **Coords** **Contractor** Longyear

Footage	% Rec	RQD	Litho: Formation	Litho: Rock type	Litho: Color	Au oz/st	Ag oz/st	Graphic	Structure: Attitudes	Structure: fault	Structure: breccia	Structure: vein	Structure: gouge	Comments	Alteration: Silic	Alteration: argillic	Alteration: clay	Alteration: prop	Alteration: Sericite	Alteration: Chlorite	Met.: FeOx/Hem	Met.: CO3	Met.: Sulfide	Mineralogy: Pyrite	Mineralogy: Marcasite	Mineralogy: Calc/Dolo	Mineralogy: Clay
200			Td	Rhy	Hem Brown									0 DOZER	0	0	0	0	0	0	1	0	0	0	0	1	0
					Pale grey									Laminated Foliation and auto bxa textures		1					Tr			1	1		
																					0						1
220																											
240																											0
					Hem Brown																1				0		
																								0			
260																											1
																										3 1	
280																											0
300																											
320																											
					Pale grey											1					Tr			1			
340																										0	1
																											1
																											0
					Red brown																1						
360														TD 367		0								0		1	
380																											
400																											

xAMERICAN ASSAY LABORATORIES

ANALYSIS REPORT SP053535

American Assay Laboratories

PO BOX 11530
RENO NV,USA
Ph.(775) 356-0606, Fax.(775) 356-1413

NEWMONT GOLD COMPANY

COPIES TO : C. BALLEW

: R. VANCE

: K. ALLEN

:

CLIENT REFERENCE No: RS-D353-99 RECEIVED : 24 MAY 1999

No. SAMPLES : 81 REPORTED : 15 JUN 1999

MAIN SAMPLE TYPE : DRILL CORE

NEVADA LEGISLATIVE DISCLAIMER :-
The results of this assay were based solely upon the content of the sample submitted. Any decision to invest should be made only after the potential investment value of the claim or deposit has been determined based on the results of assays of multiple samples of geological materials collected by the prospective investor or by a qualified person selected by him and based on an evaluation of all engineering data which is available concerning any proposed project.

ANALYSIS	ANALYTICAL METHOD	QUALITY PARAMETER	UNIT	DETECTION
Au	FA30	15%	ppb	5
Au(R)	FA30	15%	ppb	5
Au(OZ)	FA30	15%	OPT	0.001
Au(RZ)	FA30	15%	OPT	0.001
Ag	D210	10%	ppm	0.5
Ag(OZ)	D210	10%	OPT	0.02

SIGNATORY : Leonard E. Mackedon B.S.

AMERICAN ASSAY LABORATORIES

ANALYSIS REPORT SP053535

American Assay Laboratories

CLIENT : NEWMONT GOLD COMPANY
PROJECT : ROSEBUD
REFERENCE : RS-D353-99

REPORTED : 15 JUN 1999

SAMPLES	Au FA30 ppb	Au(R) FA30 ppb	Au(OZ) FA30 OPT	Au(RZ) FA30 OPT	Ag D210 ppm	Ag(OZ) D210 OPT
RS-D353-99 0-6	38		0.001		<0.5	<0.02
RS-D353-99 6-9	202		0.006		1.2	0.04
RS-D353-99 9-14	22		<0.001		<0.5	<0.02
RS-D353-99 14-19	48		0.001		<0.5	<0.02
RS-D353-99 19-24	84		0.002		<0.5	<0.02
RS-D353-99 24-29	74		0.002		<0.5	<0.02
RS-D353-99 29-34	200		0.006		<0.5	<0.02
RS-D353-99 34-39	162		0.005		<0.5	<0.02
RS-D353-99 39-44	38		0.001		<0.5	<0.02
RS-D353-99 44-49	118		0.003		0.7	0.02
RS-D353-99 49-54	529		0.015		1.2	0.04
RS-D353-99 54-59	980		0.029		1.9	0.06
RS-D353-99 59-64	6266		0.183		7.4	0.22
RS-D353-99 64.0-66.5	12880		0.376		9.7	0.28
RS-D353-99 66.5-69.0	60		0.002		<0.5	<0.02
RS-D353-99 69-74	38		0.001		<0.5	<0.02
RS-D353-99 74-79	22		<0.001		<0.5	<0.02
RS-D353-99 79-84	44		0.001		<0.5	<0.02
RS-D353-99 84.0-89.4	96	94	0.003	0.003	<0.5	<0.02
RS-D353-99 89.4-94.0	14		<0.001		<0.5	<0.02
RS-D353-99 94-99	<5		<0.001		<0.5	<0.02
RS-D353-99 99-104	<5		<0.001		<0.5	<0.02
RS-D353-99 104-109	20		<0.001		<0.5	<0.02
RS-D353-99 109-114	6		<0.001		<0.5	<0.02
RS-D353-99 114-119	<5		<0.001		<0.5	<0.02

AMERICAN ASSAY LABORATORIES

ANALYS S REPORT SP053535

American Assay Laboratories

CLIENT : NEWMONT GOLD COMPANY
PROJECT : ROSEBUD
REFERENCE : RS-D353-99

REPORTED : 15 JUN 1999

SAMPLES	Au FA30 ppb	Au(R) FA30 ppb	Au(OZ) FA30 OPT	Au(RZ) FA30 OPT	Ag D210 ppm	Ag(OZ) D210 OPT
RS-D353-99 119-124	10		<0.001		<0.5	<0.02
RS-D353-99 124-129	14		<0.001		4.2	0.12
RS-D353-99 129-134	38		0.001		1.2	0.04
RS-D353-99 134-139	368		0.011		6.7	0.20
RS-D353-99 139-144	34		<0.001		5.8	0.17
RS-D353-99 144.0-145.5	2513		0.073		19.4	0.57
RS-D353-99 144.0-145.5B	6912		0.202		<0.5	<0.02
RS-D353-99 145.5-146.8	22		<0.001		0.8	0.02
RS-D353-99 146.8-150.0	6		<0.001		0.5	<0.02
RS-D353-99 150-154	<5		<0.001		<0.5	<0.02
RS-D353-99 154-159	<5		<0.001		<0.5	<0.02
RS-D353-99 159-164	<5	<5	<0.001	<0.001	<0.5	<0.02
RS-D353-99 164-169	<5		<0.001		<0.5	<0.02
RS-D353-99 169-174	<5		<0.001		<0.5	<0.02
RS-D353-99 174-179	<5		<0.001		<0.5	<0.02
RS-D353-99 179-184	<5		<0.001		<0.5	<0.02
RS-D353-99 184.0-188.9	<5		<0.001		<0.5	<0.02
RS-D353-99 188.9-194.0	<5		<0.001		<0.5	<0.02
RS-D353-99 194-199	<5		<0.001		<0.5	<0.02
RS-D353-99 199-204	6		<0.001		<0.5	<0.02
RS-D353-99 204-209	<5		<0.001		<0.5	<0.02
RS-D353-99 209-214	10		<0.001		<0.5	<0.02
RS-D353-99 214-218	84	86	0.002	0.003	0.7	0.02
RS-D353-99 218-219	72		0.002		1.4	0.04
RS-D353-99 219-224	50		0.001		1.2	0.04

AMERICAN ASSAY LABORATORIES

ANALYSIS REPORT SP053535

American Assay Laboratories

CLIENT : NEWMONT GOLD COMPANY
PROJECT : ROSEBUD
REFERENCE : RS-D353-99

REPORTED : 15 JUN 1999

SAMPLES	Au FA30 ppb	Au(R) FA30 ppb	Au(OZ) FA30 OPT	Au(RZ) FA30 OPT	Ag D210 ppm	Ag(OZ) D210 OPT
RS-D353-99 224-229	22		<0.001		0.7	0.02
RS-D353-99 229-234	26		<0.001		<0.5	<0.02
RS-D353-99 234-239	50		0.001		1.1	0.03
RS-D353-99 239-244	22		<0.001		<0.5	<0.02
RS-D353-99 244-249	<5		<0.001		<0.5	<0.02
RS-D353-99 249-254	<5		<0.001		<0.5	<0.02
RS-D353-99 254-259	<5		<0.001		<0.5	<0.02
RS-D353-99 259-264	<5		<0.001		<0.5	<0.02
RS-D353-99 264.0-268.9	<5		<0.001		<0.5	<0.02
RS-D353-99 268.9-274.0	<5		<0.001		<0.5	<0.02
RS-D353-99 274-279	<5		<0.001		<0.5	<0.02
RS-D353-99 279-284	<5		<0.001		<0.5	<0.02
RS-D353-99 284-289	<5		<0.001		<0.5	<0.02
RS-D353-99 289-294	<5		<0.001		<0.5	<0.02
RS-D353-99 294-299	<5		<0.001		<0.5	<0.02
RS-D353-99 299-304	<5		<0.001		<0.5	<0.02
RS-D353-99 304-309	<5		<0.001		<0.5	<0.02
RS-D353-99 304-309B	1130	1134	0.033	0.033	<0.5	<0.02
RS-D353-99 309-314	10		<0.001		<0.5	<0.02
RS-D353-99 314-319	<5		<0.001		<0.5	<0.02
RS-D353-99 319-324	<5		<0.001		<0.5	<0.02
RS-D353-99 324-329	<5		<0.001		<0.5	<0.02
RS-D353-99 329-334	<5		<0.001		<0.5	<0.02
RS-D353-99 334-339	<5		<0.001		<0.5	<0.02
RS-D353-99 339-344	<5		<0.001		<0.5	<0.02

AMERICAN ASSAY LABORATORIES

ANALYSIS REPORT SP053535

American Assay Laboratories

CLIENT : NEWMONT GOLD COMPANY
PROJECT : ROSEBUD
REFERENCE : RS-D353-99

REPORTED : 15 JUN 1999

SAMPLES	Au FA30 ppb	Au(R) FA30 ppb	Au(OZ) FA30 OPT	Au(RZ) FA30 OPT	Ag D210 ppm	Ag(OZ) D210 OPT
RS-D353-99 344-347	38		0.001		0.7	0.02
RS-D353-99 347.0-350.4	50		0.001		<0.5	<0.02
RS-D353-99 350.4-353.0	<5		<0.001		<0.5	<0.02
RS-D353-99 353-357	<5	6	<0.001	<0.001	<0.5	<0.02
RS-D353-99 357-362	<5		<0.001		<0.5	<0.02
RS-D353-99 362-367	<5		<0.001		<0.5	<0.02

AMERICAN ASSAY LABORATORIES

AAL 01-2 ICP PACKAGE DETECTION LIMITS

ELEMENT	Ag	Al	As	B	Ba	Bi	Ca	Cd	Co	Cr	Cu	Fe	Hg	K	La	Mg	Mn	Mo	Na	Ni	P	Pb	Sb	Se	Sr	Th	Ti	U	V	W	Zn
SAMPLES	ppm	%	ppm	ppm	ppm	ppm	%	ppm	ppm	ppm	ppm	%	ppb	%	ppm	%	ppm	ppm	%	ppm	%	ppm	ppm	ppm	ppm	ppm	%	ppm	ppm	ppm	ppm
	0.3	0.01	2	3	1	3	0.01	0.2	1	1	1	0.01	10	0.01	1	0.01	2	1	0.01	1	0.001	3	3	0.1	1	2	0.01	8	1	2	1

0.500 GRAMS OF PULP IS DIGESTED WITH HYDROCHLORIC AND NITRIC ACID AT 95 DEGREE CENTIGRADE FOR ONE HOUR.
DIGEST IS PARTIAL FOR B, Ba, Ca, Cr, Fe, La, Mg, Mn, Sr, Ti AND W.
DIGEST IS LIMITED FOR Al, K AND Na.

AMERICAN ASSAY LABORATORIES
1500 GLENDALE AVE.
SPARKS, NV 89431
PHONE: (775) 356-0606
FAX: (775) 356-1413

CLIENT:	*NEWMONT GOLD COMPANY*
CLIENT REF:	ROSEBUD EXPLORATION
AAL REF:	SP053535
METHOD:	AAL 01-2 + Se

ELEMENT SAMPLES	Ag ppm	Al %	As ppm	B ppm	Ba ppm	Bi ppm	Ca %	Cd ppm	Co ppm	Cr ppm	Cu ppm	Fe %	Hg ppb	K %	La ppm	Mg %	Mn ppm	Mo ppm	Na %	Ni ppm	P %	Pb ppm	Sb ppm	Se ppm	Sr ppm	Th ppm	Ti %	U ppm	V ppm	W ppm	Zn ppm
RS-D353-99 00-19	0.6	0.67	37	< 3	55	< 3	0.12	< .2	1	13	13	2.2	34	0.27	45	0.06	198	4	0.03	4	0.007	19	< 3	6.8	20	10	< .01	< 8	1	< 2	91
RS-D353-99 19-39	0.4	0.75	11	< 3	58	< 3	0.49	< .2	1	13	10	2.05	< 5	0.33	46	0.06	302	5	0.04	4	0.007	24	< 3	3.5	37	10	< .01	< 8	1	< 2	81
RS-D353-99 39-59	1.4	0.54	32	< 3	41	< 3	0.38	< .2	1	11	10	1.96	6	0.28	45	0.04	280	7	0.03	3	0.007	24	3	10.5	39	10	< .01	< 8	1	< 2	89
RS-D353-99 59-79	3.9	0.54	36	< 3	102	< 3	0.36	0.2	1	8	12	2.07	20	0.28	45	0.04	226	7	0.03	3	0.007	27	< 3	9.7	39	10	< .01	< 8	1	< 2	95
RS-D353-99 79-99	0.4	0.57	39	< 3	57	< 3	0.87	< .2	1	13	7	1.86	18	0.27	41	0.05	405	5	0.03	4	0.007	21	< 3	4.3	54	9	< .01	< 8	1	< 2	83
RS-D353-99 99-119	< .3	0.67	11	< 3	56	< 3	0.83	< .2	1	10	8	1.99	5	0.3	48	0.05	364	6	0.04	3	0.008	23	< 3	2.5	55	11	< .01	< 8	1	< 2	82
RS-D353-99 119-144	2.5	0.43	21	< 3	48	< 3	0.41	< .2	1	7	7	1.6	6	0.26	43	0.03	240	5	0.03	2	0.008	21	< 3	4.3	49	9	< .01	< 8	1	< 2	80
RS-D353-99 144.0-145.5	17.2	0.42	19	< 3	13	< 3	0.28	0.7	1	15	13	2.03	59	0.21	27	0.03	206	3	0.01	4	0.004	39	12	14.9	48	5	< .01	< 8	1	< 2	87
RS-D353-99 145.5-164.0	< .3	0.67	6	< 3	45	< 3	0.73	0.2	1	7	4	1.49	< 5	0.28	52	0.05	340	6	0.03	2	0.008	19	< 3	1.6	70	11	< .01	< 8	1	< 2	78
RS-D353-99 164.0-188.9	< .3	0.86	2	< 3	46	< 3	1.07	0.2	1	8	5	1.69	12	0.5	74	0.04	289	4	0.07	2	0.01	21	< 3	< .1	91	15	0.01	< 8	1	< 2	68
RS-D353-99 188.9-209.0	< .3	0.73	2	< 3	54	< 3	1.36	< .2	1	9	7	1.67	9	0.45	74	0.02	533	4	0.07	2	0.009	19	< 3	< .1	85	15	0.01	< 8	1	< 2	54
RS-D353-99 209-229	0.8	0.64	22	< 3	23	< 3	0.36	< .2	1	10	6	2.15	35	0.32	53	0.02	824	3	0.04	3	0.008	19	5	7.5	58	11	< .01	< 8	1	< 2	60
RS-D353-99 229-249	0.4	0.64	21	< 3	27	< 3	0.37	< .2	1	7	5	1.86	14	0.33	61	0.01	542	6	0.04	3	0.008	25	3	4.1	45	12	< .01	< 8	1	< 2	54
RS-D353-99 249.0-268.9	< .3	0.41	< 2	< 3	61	< 3	1.37	0.2	1	10	5	1.54	6	0.3	75	0.02	458	2	0.05	3	0.009	24	< 3	< .1	89	15	0.01	< 8	1	< 2	30
RS-D353-99 268.9-289.0	< .3	0.33	2	< 3	75	< 3	1.16	< .2	1	8	4	1.46	< 5	0.23	76	0.01	407	2	0.04	2	0.009	25	< 3	< .1	89	15	0.01	< 8	1	< 2	13
RS-D353-99 289-309	< .3	0.49	2	< 3	77	< 3	0.95	< .2	1	12	7	2.01	< 5	0.31	77	0.02	709	3	0.06	5	0.008	19	< 3	< .1	65	15	0.02	< 8	1	2	20
RS-D353-99 309-334	< .3	0.4	< 2	< 3	41	< 3	0.71	< .2	1	12	5	1.68	< 5	0.28	76	0.01	404	2	0.05	4	0.008	19	< 3	< .1	56	15	0.02	< 8	1	< 2	20
RS-D353-99 334-353	0.4	0.49	15	< 3	24	< 3	0.37	0.2	1	7	4	1.68	10	0.26	49	0.02	476	2	0.04	3	0.007	22	3	2.6	46	11	< .01	< 8	1	< 2	28
RS-D353-99 353-367	< .3	0.44	2	< 3	24	< 3	0.38	< .2	1	14	6	1.47	8	0.27	67	0.02	816	3	0.05	6	0.007	19	< 3	0.3	44	13	< .01	< 8	1	< 2	23
STANDARD C3/DS2	5.3	1.87	58	19	149	19	0.57	23.5	12	170	62	3.43	239	0.16	19	0.63	781	26	0.04	37	0.087	36	14	2.4	29	19	0.09	22	82	20	171
STANDARD G-2	< .3	0.93	< 2	< 3	226	< 3	0.65	< .2	5	79	3	2.01	< 5	0.46	8	0.61	543	2	0.07	8	0.094	< 3	< 3	< .1	71	4	0.13	< 8	41	3	42

CLIENT: *NEWMONT GOLD COMPANY*
CLIENT REF: ROSEBUD EXPLORATION
AAL REF: SP053535
METHOD: AAL 01-2 + Se

AMERICAN ASSAY LABORATORIES
1500 GLENDALE AVE.
SPARKS, NV 89431
PHONE: (775) 356-0606
FAX: (775) 356-1413

ELEMENT SAMPLES	Ag ppm	Al %	As ppm	B ppm	Ba ppm	Bi ppm	Ca %	Cd ppm	Co ppm	Cr ppm	Cu ppm	Fe %	Hg ppb	K %	La ppm	Mg %	Mn ppm	Mo ppm	Na %	Ni ppm	P %	Pb ppm	Sb ppm	Se ppm	Sr ppm	Th ppm	Ti %	U ppm	V ppm	W ppm	Zn ppm
RS-D353-99 00-1[illegible]	0.6	0.67	37	< 3	5	< 3	0.12	< .2	1	[illegible]	13	2.2	34	0.27	45	0.06	198	4	0.03	-	[illegible].007	19	< 3	6.8	20	10	< .01	< 8	1	< 2	91
RS-D353-99 19-3	0.4	0.75	11	< 3	[illegible]8	< 3	0.49	< .2	1	[illegible]	10	2.05	< 5	0.33	46	0.06	302	5	0.04	-	[illegible].007	24	< 3	3.5	37	10	< .01	< 8	1	< 2	81
RS-D353-99 39-5	1.4	0.54	32	< 3	[illegible]1	< 3	0.38	< .2	1	[illegible]	10	1.96	6	0.28	45	0.04	280	7	0.03		[illegible].007	24	3	10.5	39	10	< .01	< 8	1	< 2	89
RS-D353-99 59-7	3.9	0.54	36	< 3	12	< 3	0.36	0.2	1	[illegible]	12	2.07	20	0.28	45	0.04	226	7	0.03	-	[illegible].007	27	< 3	9.7	39	10	< .01	< 8	1	< 2	95
RS-D353-99 79-9	0.4	0.57	39	< 3	7	< 3	0.87	< .2	1	[illegible]	7	1.86	18	0.27	41	0.05	405	5	0.03	-	[illegible].007	21	< 3	4.3	54	9	< .01	< 8	1	< 2	83
RS-D353-99 99-1[illegible]9	< .3	0.67	11	< 3	[illegible]6	< 3	0.83	< .2	1	3	8	1.99	5	0.3	48	0.05	364	6	0.04	-	[illegible].008	23	< 3	2.5	55	11	< .01	< 8	1	< 2	82
RS-D353-99 119-[illegible]44	2.5	0.43	21	< 3	[illegible]8	< 3	0.41	< .2	1	[illegible]	7	1.6	6	0.26	43	0.03	240	5	0.03	-	[illegible].008	21	< 3	4.3	49	9	< .01	< 8	1	< 2	80
RS-D353-99 144-[illegible] -145.5	17.2	0.42	19	< 3	3	< 3	0.28	0.7	1	5	13	2.03	59	0.21	27	0.03	206	3	0.0[illegible]	-	[illegible].004	39	12	14.9	48	5	< .01	< 8	1	< 2	87
RS-D353-99 145-[illegible] -164.0	< .3	0.67	6	< 3	5	< 3	0.73	0.2	1	[illegible]	4	1.49	< 5	0.28	52	0.05	340	6	0.03	-	[illegible].008	19	< 3	1.6	70	11	< .01	< 8	1	< 2	78
RS-D353-99 164-[illegible] -188.9	< .3	0.86	2	< 3	[illegible]6	< 3	1.07	0.2	1	3	5	1.69	12	0.5	74	0.04	289	4	0.0[illegible]	-	0.01	21	< 3	< .1	91	15	0.01	< 8	1	< 2	68
RS-D353-99 188-[illegible] -209.0	< .3	0.73	2	< 3	4	< 3	1.36	< .2	1	3	7	1.67	9	0.45	74	0.02	533	4	0.0[illegible]	-	[illegible].009	19	< 3	< .1	85	15	0.01	< 8	1	< 2	54
RS-D353-99 209-[illegible]29	0.8	0.64	22	< 3	3	< 3	0.36	< .2	1	3	6	2.15	35	0.32	53	0.02	824	3	0.0[illegible]	-	[illegible].008	19	5	7.5	58	11	< .01	< 8	1	< 2	60
RS-D353-99 229-[illegible]49	0.4	0.64	21	< 3	7	< 3	0.37	< .2	1	[illegible]	5	1.86	14	0.33	61	0.01	542	6	0.0[illegible]	-	[illegible].008	25	3	4.1	45	12	< .01	< 8	1	< 2	54
RS-D353-99 249-[illegible] -268.9	< .3	0.41	< 2	< 3	1	< 3	1.37	0.2	1	3	5	1.54	6	0.3	75	0.02	458	2	0.0[illegible]	-	[illegible].009	24	< 3	< .1	89	15	0.01	< 8	1	< 2	30
RS-D353-99 268-[illegible] -289.0	< .3	0.33	2	< 3	5	< 3	1.16	< .2	1	3	4	1.46	< 5	0.23	76	0.01	407	2	0.0[illegible]	-	[illegible].009	25	< 3	< .1	89	15	0.01	< 8	1	< 2	13
RS-D353-99 289-[illegible]09	< .3	0.49	2	< 3	7	< 3	0.95	< .2	1	2	7	2.01	< 5	0.31	77	0.02	709	3	0.0[illegible]	-	[illegible].008	19	< 3	< .1	65	15	0.02	< 8	1	2	20
RS-D353-99 309-[illegible]34	< .3	0.4	< 2	< 3	1	< 3	0.71	< .2	1	2	5	1.68	< 5	0.28	76	0.01	404	2	0.0[illegible]	-	[illegible].008	19	< 3	< .1	56	15	0.02	< 8	1	< 2	20
RS-D353-99 334-[illegible]53	0.4	0.49	15	< 3	4	< 3	0.37	0.2	1	[illegible]	4	1.68	10	0.26	49	0.02	476	2	0.0[illegible]	-	[illegible].007	22	3	2.6	46	11	< .01	< 8	1	< 2	28
RS-D353-99 353-[illegible]67	< .3	0.44	2	< 3	4	< 3	0.38	< .2	1	[illegible]	6	1.47	8	0.27	67	0.02	816	3	0.0[illegible]	-	[illegible].007	19	< 3	0.3	44	13	< .01	< 8	1	< 2	23
STANDARD C3/[illegible]52	5.3	1.87	58	19	1[illegible]9	19	0.57	23.5	12	[illegible]	62	3.43	239	0.16	19	0.63	781	26	0.0[illegible]	3[illegible]	[illegible].087	36	14	2.4	29	19	0.09	22	82	[illegible]0	171
STANDARD G-2	< .3	0.93	< 2	< 3	2[illegible]6	< 3	0.65	< .2	5	3	3	2.01	< 5	0.46	8	0.61	543	2	0.0[illegible]	-	[illegible].094	< 3	< 3	< .1	71	4	0.13	< 8	41	3	42

AMERICAN ASSAY LABORATORIES

PROVISIONAL REPORT SP053535

PO BOX 11530
RENO NV,USA
Ph.(775) 356-0606, Fax.(775) 356-1413

NEWMONT GOLD COMPANY

COPIES TO : C. BALLEW
: R. VANCE
: K. ALLEN
:

CLIENT REFERENCE No: RS-D353-99 RECEIVED : 24 MAY 1999

No. SAMPLES : 81 REPORTED : 3 JUN 1999

MAIN SAMPLE TYPE : DRILL CORE

NEVADA LEGISLATIVE DISCLAIMER :-
The results of this assay were based solely upon the content of the sample submitted. Any decision to invest should be made only after the potential investment value of the claim or deposit has been determined based on the results of assays of multiple samples of geological materials collected by the prospective investor or by a qualified person selected by him and based on an evaluation of all engineering data which is available concerning any proposed project.

ANALYSIS	ANALYTICAL METHOD	QUALITY PARAMETER	UNIT	DETECTION
Au	FA30	15%	ppb	5
Au(R)	FA30	15%	ppb	5
Au(OZ)	FA30	15%	OPT	0.001
Au(RZ)	FA30	15%	OPT	0.001
Ag	D210	10%	ppm	0.5
Ag(OZ)	D210	10%	OPT	0.02

SIGNATORY : Leonard E. Mackedon B.S.

06/03/1999 14:13 7023561413 AMERICAN ASSAY LABS PAGE 01
7023561413

AMERICAN ASSAY LABORATORIES

PROVISIONAL REPORT SP053535

CLIENT : NEWMONT GOLD COMPANY
PROJECT : ROSEBUD
REFERENCE : RS-D353-99

REPORTED : 3 JUN 1999

SAMPLES	Au	Au(R)	Au(OZ)	Au(RZ)	Ag	Ag(OZ)
RS-D353-99 0-6	38		0.001		<0.5	<0.02
RS-D353-99 6-9	202		0.006		1.2	0.04
RS-D353-99 9-14	22		<0.001		<0.5	<0.02
RS-D353-99 14-19	48		0.001		<0.5	<0.02
RS-D353-99 19-24	84		0.002		<0.5	<0.02
RS-D353-99 24-29	74		0.002		<0.5	<0.02
RS-D353-99 29-34	200		0.006		<0.5	<0.02
RS-D353-99 34-39	162		0.005		<0.5	<0.02
RS-D353-99 39-44	38		0.001		<0.5	<0.02
RS-D353-99 44-49	118		0.003		0.7	0.02
RS-D353-99 49-54	529		0.015	59-66.5'	1.2	0.04
RS-D353-99 54-59	980		0.029	= 7.5' @	1.9	0.06
RS-D353-99 59-64 5	6266		0.183		7.4	0.22
RS-D353-99 64.0-66.5 2.5	12880		0.376	0.247 Au 0.244g	9.7	0.28
RS-D353-99 66.5-69.0	60		0.002		<0.5	<0.02
RS-D353-99 69-74	38		0.001		<0.5	<0.02
RS-D353-99 74-79	22		<0.001		<0.5	<0.02
RS-D353-99 79-84	44		0.001		<0.5	<0.02
RS-D353-99 84.0-89.4	96	94	0.003	0.003	<0.5	<0.02
RS-D353-99 89.4-94.0	14		<0.001		<0.5	<0.02
RS-D353-99 94-99	<5		<0.001		<0.5	<0.02
RS-D353-99 99-104	<5		<0.001		<0.5	<0.02
RS-D353-99 104-109	20		<0.001		<0.5	<0.02
RS-D353-99 109-114	6		<0.001		<0.5	<0.02
RS-D353-99 114-119	<5		<0.001		<0.5	<0.02

AMERICAN ASSAY LABORATORIES

PROVISIONAL REPORT SP053535

CLIENT : NEWMONT GOLD COMPANY
PROJECT : ROSEBUD
REFERENCE : RS-D353-99

REPORTED : 3 JUN 1999

SAMPLES	Au	Au(R)	Au(OZ)	Au(RZ)	Ag	Ag(OZ)
RS-D353-99 119-124	10		<0.001		<0.5	<0.02
RS-D353-99 124-129	14		<0.001		4.2	0.12
RS-D353-99 129-134	38		0.001		1.2	0.04
RS-D353-99 134-139	368		0.011		6.7	0.20
RS-D353-99 139-144	34		<0.001		5.8	0.17
RS-D353-99 144.0-145.5	2513		0.073		19.4	0.57
~~RS-D353-99 144.0-145.5B~~	~~6912~~		~~0.202~~		~~<0.5~~	~~<0.02~~
RS-D353-99 145.5-146.8	22		<0.001		0.8	0.02
RS-D353-99 146.8-150.0	6		<0.001		0.5	<0.02
RS-D353-99 150-154	<5		<0.001		<0.5	<0.02
RS-D353-99 154-159	<5		<0.001		<0.5	<0.02
RS-D353-99 159-164	<5	<5	<0.001	<0.001	<0.5	<0.02
RS-D353-99 164-169	<5		<0.001		<0.5	<0.02
RS-D353-99 169-174	<5		<0.001		<0.5	<0.02
RS-D353-99 174-179	<5		<0.001		<0.5	<0.02
RS-D353-99 179-184	<5		<0.001		<0.5	<0.02
RS-D353-99 184.0-188.9	<5		<0.001		<0.5	<0.02
RS-D353-99 188.9-194.0	<5		<0.001		<0.5	<0.02
RS-D353-99 194-199	<5		<0.001		<0.5	<0.02
RS-D353-99 199-204	6		<0.001		<0.5	<0.02
RS-D353-99 204-209	<5		<0.001		<0.5	<0.02
RS-D353-99 209-214	10		<0.001		<0.5	<0.02
RS-D353-99 214-218	84	86	0.002	0.003	0.7	0.02
RS-D353-99 218-219	72		0.002		1.4	0.04
RS-D353-99 219-224	50		0.001		1.2	0.04

AMERICAN ASSAY LABORATORIES

PROVISIONAL REPORT SP053535

CLIENT : NEWMONT GOLD COMPANY
PROJECT : ROSEBUD
REFERENCE : RS-D353-99

REPORTED : 3 JUN 1999

SAMPLES	Au	Au(R)	Au(OZ)	Au(RZ)	Ag	Ag(OZ)
RS-D353-99 224-229	22		<0.001		0.7	0.02
RS-D353-99 229-234	26		<0.001		<0.5	<0.02
RS-D353-99 234-239	50		0.001		1.1	0.03
RS-D353-99 239-244	22		<0.001		<0.5	<0.02
RS-D353-99 244-249	<5		<0.001		<0.5	<0.02
RS-D353-99 249-254	<5		<0.001		<0.5	<0.02
RS-D353-99 254-259	<5		<0.001		<0.5	<0.02
RS-D353-99 259-264	<5		<0.001		<0.5	<0.02
RS-D353-99 264.0-268.9	<5		<0.001		<0.5	<0.02
RS-D353-99 268.9-274.0	<5		<0.001		<0.5	<0.02
RS-D353-99 274-279	<5		<0.001		<0.5	<0.02
RS-D353-99 279-284	<5		<0.001		<0.5	<0.02
RS-D353-99 284-289	<5		<0.001		<0.5	<0.02
RS-D353-99 289-294	<5		<0.001		<0.5	<0.02
RS-D353-99 294-299	<5		<0.001		<0.5	<0.02
RS-D353-99 299-304	<5		<0.001		<0.5	<0.02
RS-D353-99 304-309	<5		<0.001		<0.5	<0.02
RS-D353-99 304-309B	1130	1134	0.033	0.033	<0.5	<0.02
RS-D353-99 309-314	10		<0.001		<0.5	<0.02
RS-D353-99 314-319	<5		<0.001		<0.5	<0.02
RS-D353-99 319-324	<5		<0.001		<0.5	<0.02
RS-D353-99 324-329	<5		<0.001		<0.5	<0.02
RS-D353-99 329-334	<5		<0.001		<0.5	<0.02
RS-D353-99 334-339	<5		<0.001		<0.5	<0.02
RS-D353-99 339-344	<5		<0.001		<0.5	<0.02

AMERICAN ASSAY LABORATORIES

PROVISIONAL REPORT SP053535

CLIENT : NEWMONT GOLD COMPANY
PROJECT : ROSEBUD
REFERENCE : RS-D353-99

REPORTED : 3 JUN 1999

SAMPLES	Au	Au(R)	Au(OZ)	Au(RZ)	Ag	Ag(OZ)
RS-D353-99 344-347	38		0.001		0.7	0.02
RS-D353-99 347.0-350.4	50		0.001		<0.5	<0.02
RS-D353-99 350.4-353.0	<5		<0.001		<0.5	<0.02
RS-D353-99 353-357	<5	6	<0.001	<0.001	<0.5	<0.02
RS-D353-99 357-362	<5		<0.001		<0.5	<0.02
RS-D353-99 362-367	<5		<0.001		<0.5	<0.02

SP

SUBMITTAL FORM

American Assay Laboratories

Geochemical • Environmental • Metallurgical

Sparks Office
1500 Glendale Ave.
Nevada 89431
Box 11530
Reno, NV 89510
Telephone
(702) 356-0606
Fax
(702) 356-1413

Tucson Office
2775 E. Ganley
Tucson, AZ 85706
Telephone
(520) 294-8078
Fax
(520) 294-6352

Elko Office
2320 Last Chance Rd.
Nevada 89801
Box 2908
Elko, NV 89801
Telephone
(702) 738-9100
Fax
(702) 738-2594

Mazatlan Office
Telephone/Fax
011-52-69-170035

Other Offices
Lima, Peru
Santiago, Chile
Mendoza, Argentina

Company: Newmont Gold

Address: Winnemucca Office

City Winnemucca State NV Zip 89445

Telephone Number: ( ) Fax Number: ( )

Project Name: Rosebud Exploration Purchase Order Number:

Date Submitted: 5-22-99 Number of Samples: 79 +2 pulps

RESULTS REPORTED IN: ppm [ ] ppb [ ] opt [ ]

SAMPLE IDENTIFICATION	TYPE	ELEMENTS REQUIRED
RS-D353-99	Core	FA 30 Au, Ag D210
		AA 1-2 ICP + Se
		composite as shown on attachment
STANDARDS: 145.5B, 309.0B	Pulps	Au, Ag Only
(NO ICP)		
PEEL HERE: RS-D353-99 G03-176 G03-176 145.5 B		
RS-D353-99 MS-3 (RMG1) 309.0 B		

COARSE REJECTS (Normally Discarded After 60 Days)

[ ] Return COD after analysis complete

PULPS (Normally Stored Free For One Month)

[ ] Discard after one month

[X] Return COD after one month

RESULTS AND INVOICES TO BE SENT TO:

Invoice to:

Charlotte Ballen
Winnemucca Office

Results to:

Rusty Vance: Newmont Winnemucca
KURT ALLEN: ROSEBUD MINE

Comments:

Newmont Rosebud Standard Prep

CLIENT FILE COPY

RS-D353-99 **LAB COPY**

Depth From	To	Interval	Au	Ag	ICP	Composite Interval	Sample Number	Pulps
0	6	6	x	x			1	
6	9	3	x	x			2	
9	14	5	x	x			3	
14	19	5	x	x	x	19	4	
19	24	5	x	x			5	
24	29	5	x	x			6	
29	34	5	x	x			7	
34	39	5	x	x	x	20	8	
39	44	5	x	x			9	
44	49	5	x	x			10	
49	54	5	x	x			11	
54	59	5	x	x	x	20	12	
59	64	5	x	x			13	
64	66.5	2.5	x	x			14	
66.5	69	2.5	x	x			15	
69	74	5	x	x			16	
74	79	5	x	x	x	20	17	
79	84	5	x	x			18	
84	89.4	5.4	x	x			19	
89.4	94	4.6	x	x			20	
94	99	5	x	x	x	20	21	
99	104	5	x	x			22	
104	109	5	x	x			23	
109	114	5	x	x			24	
114	119	5	x	x	x	20	25	
119	124	5	x	x			26	
124	129	5	x	x			27	
129	134	5	x	x			28	
134	139	5	x	x			29	
139	144	5	x	x	x	25	30	
144	145.5	1.5	x	x	x	1.5	31	145.5B
145.5	146.8	1.3	x	x			32	
146.8	150	3.2	x	x			33	
150	154	4	x	x			34	
154	159	5	x	x			35	
159	164	5	x	x	x	18.5	36	
164	169	5	x	x			37	
169	174	5	x	x			38	
174	179	5	x	x			39	
179	184	5	x	x			40	
184	188.9	4.9	x	x	x	24.9	41	

188.9	194	5.1	x	x			42	
194	199	5	x	x			43	
199	204	5	x	x			44	
204	209	5	x	x	x	20.1	45	
209	214	5	x	x			46	
214	218	4	x	x			47	
218	219	1	x	x			48	
219	224	5	x	x			49	
224	229	5	x	x	x	20	50	
229	234	5	x	x			51	
234	239	5	x	x			52	
239	244	5	x	x			53	
244	249	5	x	x	x	20	54	
249	254	5	x	x			55	
254	259	5	x	x			56	
259	264	5	x	x			57	
264	268.9	4.9	x	x	x	19.9	58	
268.9	274	5.1	x	x			59	
274	279	5	x	x			60	
279	284	5	x	x			61	
284	289	5	x	x	x	20.1	62	
289	294	5	x	x			63	
294	299	5	x	x			64	
299	304	5	x	x			65	
304	309	5	x	x	x	20	66	309.0B
309	314	5	x	x			67	
314	319	5	x	x			68	
319	324	5	x	x			69	
324	329	5	x	x			70	
329	334	5	x	x	x	25	71	
334	339	5	x	x			72	
339	344	5	x	x			73	
344	347	3	x	x			74	
347	350.4	3.4	x	x			75	
350.4	353	2.6	x	x	x	19	76	
353	357	4	x	x			77	
357	362	5	x	x			78	
362	367	5	x	x	x	14	79	

RS-D353-99

Depth From	To	Interval	Au	Ag	ICP	Composite Interval	Sample Number	Pulps
0	6	6	x	x			1	
6	9	3	x	x			2	
9	14	5	x	x			3	
14	19	5	x	x	x	19	4	
19	24	5	x	x			5	
24	29	5	x	x			6	
29	34	5	x	x			7	
34	39	5	x	x	x	20	8	
39	44	5	x	x			9	
44	49	5	x	x			10	
49	54	5	x	x			11	
54	59	5	x	x	x	20	12	
59	64	5	x	x			13	
64	66.5	2.5	x	x			14	
66.5	69	2.5	x	x			15	
69	74	5	x	x			16	
74	79	5	x	x	x	20	17	
79	84	5	x	x			18	
84	89.4	5.4	x	x			19	
89.4	94	4.6	x	x			20	
94	99	5	x	x	x	20	21	
99	104	5	x	x			22	
104	109	5	x	x			23	
109	114	5	x	x			24	
114	119	5	x	x	x	20	25	
119	124	5	x	x			26	
124	129	5	x	x			27	
129	134	5	x	x			28	
134	139	5	x	x			29	
139	144	5	x	x	x	25	30	
144	145.5	1.5	x	x	x	1.5	31	145.5B
145.5	146.8	1.3	x	x			32	
146.8	150	3.2	x	x			33	
150	154	4	x	x			34	
154	159	5	x	x			35	
159	164	5	x	x	x	18.5	36	
164	169	5	x	x			37	
169	174	5	x	x			38	
174	179	5	x	x			39	
179	184	5	x	x			40	
184	188.9	4.9	x	x	x	24.9	41	

188.9	194	5.1	x	x			42	
194	199	5	x	x			43	
199	204	5	x	x			44	
204	209	5	x	x	x	20.1	45	
209	214	5	x	x			46	
214	218	4	x	x			47	
218	219	1	x	x			48	
219	224	5	x	x			49	
224	229	5	x	x	x	20	50	
229	234	5	x	x			51	
234	239	5	x	x			52	
239	244	5	x	x			53	
244	249	5	x	x	x	20	54	
249	254	5	x	x			55	
254	259	5	x	x			56	
259	264	5	x	x			57	
264	268.9	4.9	x	x	x	19.9	58	
268.9	274	5.1	x	x			59	
274	279	5	x	x			60	
279	284	5	x	x			61	
284	289	5	x	x	x	20.1	62	
289	294	5	x	x			63	
294	299	5	x	x			64	
299	304	5	x	x			65	
304	309	5	x	x	x	20	66	309.0B
309	314	5	x	x			67	
314	319	5	x	x			68	
319	324	5	x	x			69	
324	329	5	x	x			70	
329	334	5	x	x	x	25	71	
334	339	5	x	x			72	
339	344	5	x	x			73	
344	347	3	x	x			74	
347	350.4	3.4	x	x			75	
350.4	353	2.6	x	x	x	19	76	
353	357	4	x	x			77	
357	362	5	x	x			78	
362	367	5	x	x	x	14	79	

STP41DHS.CR5 05/04/99 11:48:27

Point	Northing	Easting	Elevation	Description
1	2,203,651.1210	483,267.4530	4,756.37	D347
23	2,203,651.7966	483,272.3170	4,753.37	D348
24	2,203,652.5251	483,273.4820	4,750.38	D349
25	2,203,648.1846	483,267.4532	4,743.57	D350

Stone 41

VTBORE~1.CR5 05/13/99 13:18:03

Point	Northing	Easting	Elevation	Description
1	2,203,794.1530	482,609.1790	4,649.69	VENT
2	2,203,826.1480	482,595.4780	4,646.23	ED-6BS
3	2,203,775.6550	482,621.3442	4,635.91	D353
4	2,203,772.1657	482,622.2298	4,636.56	D352
5	2,203,770.0147	482,626.4114	4,637.34	D351

Down Hole Survey Data
RS-D353-99

Footage	Measured Bearing	Corrected Azimuth -15.66	Measured Inclination	Calculated Dip
40	59.5	136.2	61	-29.0
180	57.5	138.2	60	-30.0
360	60	135.7	59.8	-30.2

RSD-353-99 BOX 02
DEPTH 9_5 - 18.5

RSD-353-99 BOX 01
DEPTH 0_0 - 9.5

RSD-353-99 BOX 03
DEPTH 18_5 - 28.0

RSD-353-99 BOX 05
DEPTH 38_0 - 47.5

RSD-353-99 BOX 04
DEPTH 28_0 - 38.0

RSD-353-99 BOX 06
DEPTH 47_5 - 57.0

69
66.5
RSD-353-99 BOX 08
DEPTH 66_3 - 76.0

59
RSD-353-99 BOX 07
DEPTH 57_0 - 66.3

RSD-353-99 BOX 09
DEPTH 76_0 - 86.0

RSD-353-99 BOX 11
DEPTH 95_0 - 104.5
99

RSD-353-99 BOX 10
DEPTH 86_0 - 95.0
89.4


RSD-353-99 BOX 12
DEPTH 104_5 - 115.0
109.

RSD-353-99 BOX 14
DEPTH 124_0 - 134.0

RSD-353-99 BOX 13
DEPTH 115_0 - 124.0


RSD-353-99 BOX 15
DEPTH 134_0 - 143.0

RSD-353-99 BOX 17
DEPTH 153_0 - 162_0

RSD-353-99 BOX 16
DEPTH 143_0 - 153_0


RSD-353-99 BOX 18
DEPTH 162_0 - 172_0

RSD-353-99 BOX20
DEPTH 181_5 - 191_0
184
188.7

RSD-353-99 BOX 19
DEPTH 172_0 - 181.5
179
175

RSD-353-99 BOX21
DEPTH 191_0 - 200.0
197
196

RSD-353-99 BOX 23
DEPTH 209_5 - 219.0

RSD-353-99 BOX 22
DEPTH 200_0 - 209.5

RSD-353-99 BOX 24
DEPTH 219_0 - 228.5

RSD-353-99 BOX 26
DEPTH 238_5 - 248.0

RSD-353-99 BOX25
DEPTH 228_5 - 238.5


RSD-353-99 BOX 27
DEPTH 248_0 - 257.5

RSD-353-99 BOX 29
DEPTH 267_0 - 276.0
48.5
274
268.9

RSD-353-99 BOX 28
DEPTH 257_5 - 267.0
48.5
259
264


RSD-353-99 BOX 30
DEPTH 276_0 - 285.5
48.5
278
285.5

299
304
RSD-353-99 BOX 32
DEPTH 295_0 - 305.5

289
294
RSD-353-99 BOX 31
DEPTH 285_5 - 295.0

48.5
309
RSD-353-99 BOX 33
DEPTH 305_5 - 316.0

329
334
RSD-353-99 BOX 35
DEPTH 325_5 - 335.0

319
324
RSD-353-99 BOX 34
DEPTH 316_0 - 325.5

339
344
RSD-353-99 BOX 36
DEPTH 335_0 - 345.0

357
362
RSD-353-99 BOX 38
DEPTH 354.0 - 363.5

350.4
354
353
347
RSD-353-99 BOX 37
DEPTH 345.0 - 354.0

48.5
TD
367
RSD-353-99 BOX 39
DEPTH 363.5 - 367.0

WELL RS-D353-99

DEPTH Collar 40

PICTURE NO.

INCLINATION

OBS. DIR.

COR. DIR.

TOOL FACE

RUN BY DK

DATE 5-12-99

CHECKED BY

sperry-sun

DRILLING SERVICES

Possible error

X

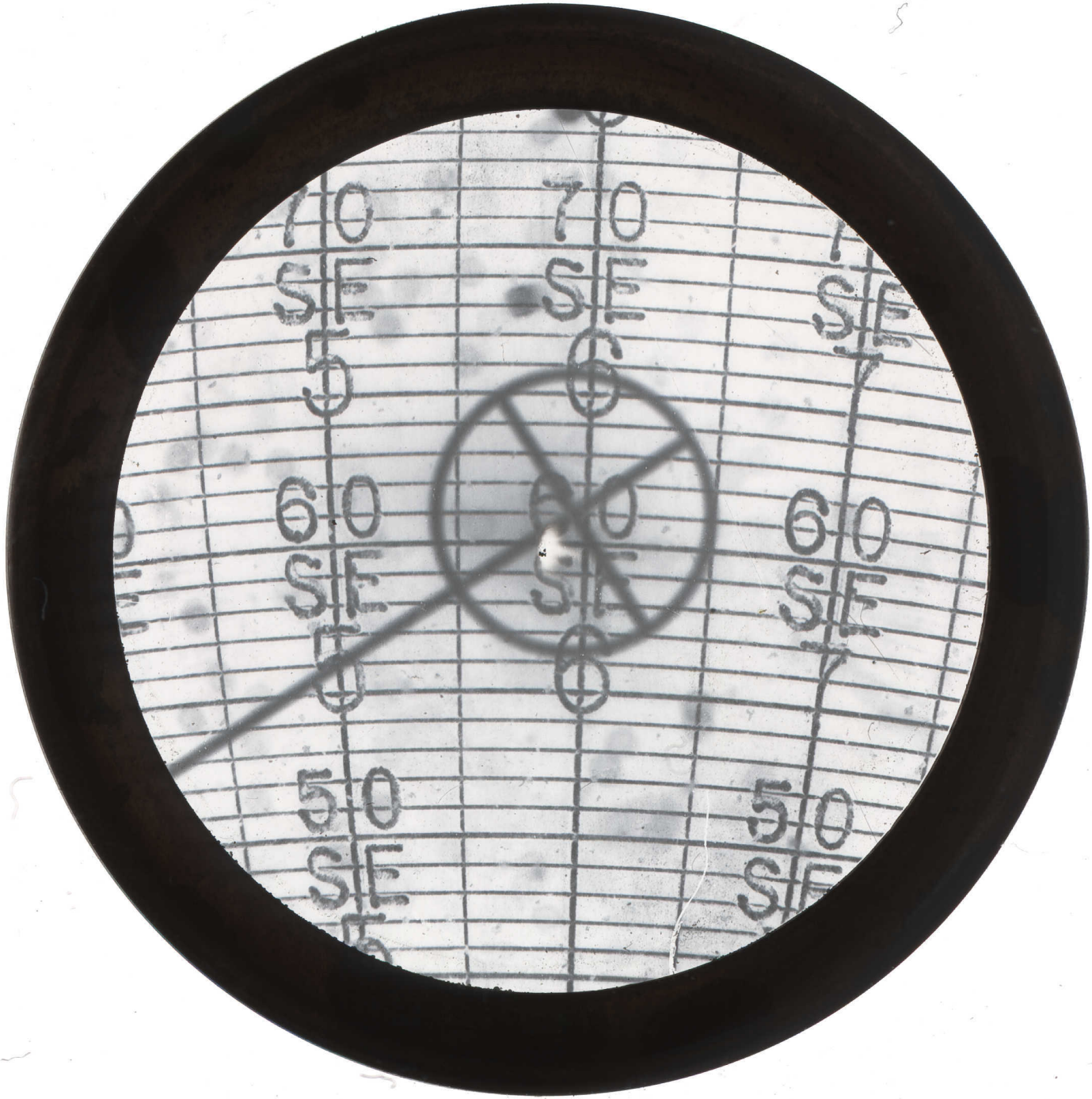
70
SE
60
SE
50
SE

WELL RS-D353-9.9

DEPTH 180'

PICTURE NO.

INCLINATION

OBS. DIR.

COR. DIR.

TOOL FACE

RUN BY DK

DATE 5-12-99

CHECKED BY

sperry-sun
DRILLING SERVICES

Possible [illegible] X
90


70
SE
5
60
SE
5
50
SE
70
SE
6
60
SE
6
60
SE
7
50

WELL RS-D353-99

DEPTH 360'

PICTURE NO.

INCLINATION

OBS. DIR.

COR. DIR.

TOOL FACE

RUN BY DK

DATE 5-12-99

CHECKED BY

sperry-sun

DRILLING SERVICES

X

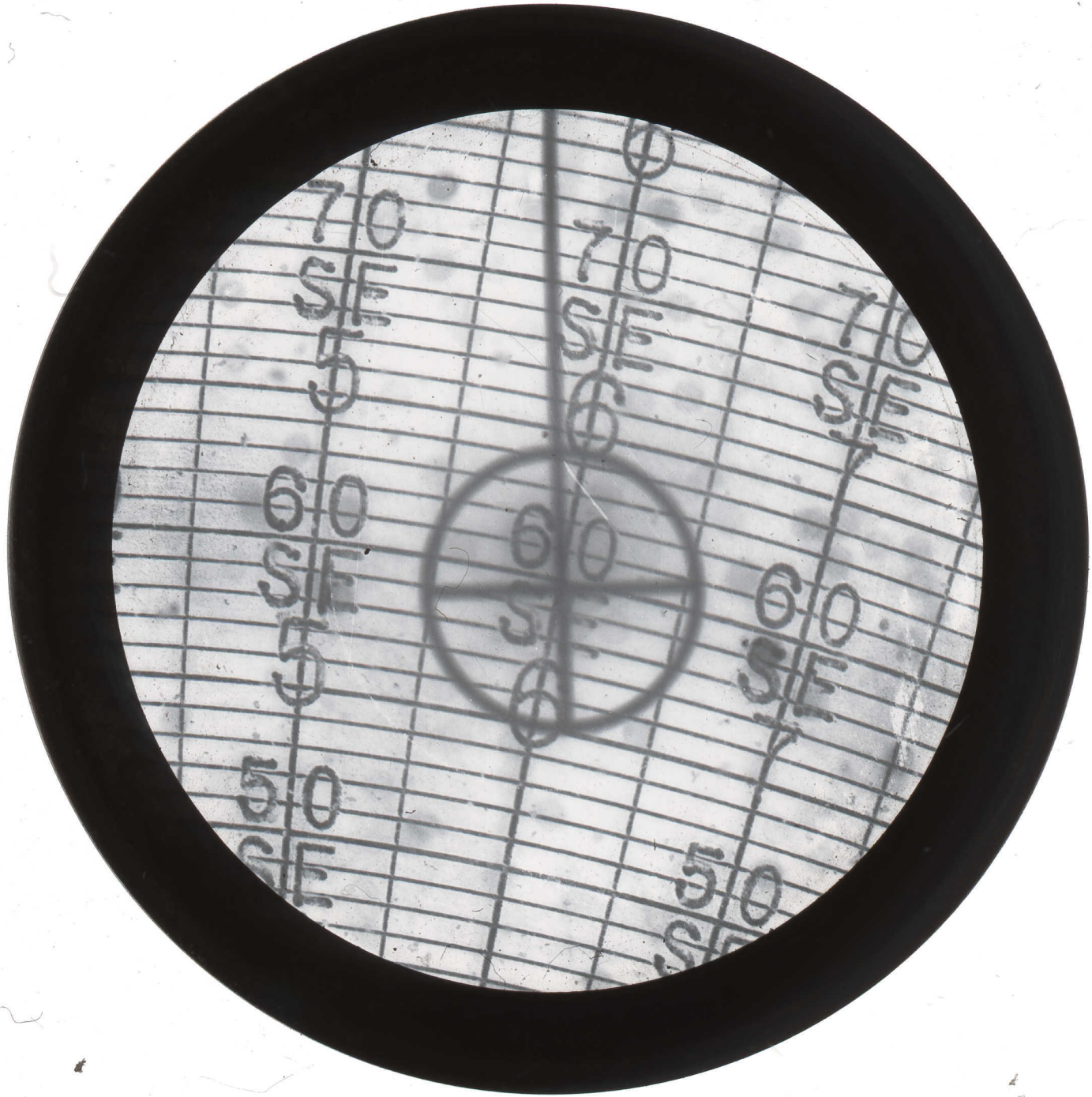
70
SE
60
SE
50
SE
70
SE
60
SE
70
SE
60
SE
50