60001144

Mining District File Summary Sheet

| | |
|---|---|
| DISTRICT | Rosebud |
| DIST_NO | 4010 |
| COUNTY<br>If different from written on document | Pershing |
| TITLE<br>If not obvious | Rosebud Drill Hole File - Hole No. RS-D347-99 |
| AUTHOR | D. Mackerrow; L. Machedon; C. Ballew; R. Vance; K. Allen |
| DATE OF DOC(S) | 1999 |
| MULTI_DIST Y / (N?)<br>Additional Dist_Nos: | |
| QUAD_NAME | Sulphur 7.5' |
| P_M_C_NAME<br>(mine, claim & company names) | Rosebud Mine; Rosebud Project; Rosebud Mining Co. LLC Hecla Mining Co.; Newmont Gold Co. |
| COMMODITY<br>If not obvious | gold; silver |
| NOTES | Drill log; geology; assay; photographs; total depth 658' receipt; hand written notes; downhole camera images geochemistry; down hole survey<br><br>85 p. 3 down hole camera images |

Keep docs at about 250 pages if no oversized maps attached (for every 1 oversized page (>11x17) with text reduce the amount of pages by ~25)

| | Initials | Date |
|---|---|---|
| SS: | DD | 5/13/08 |
| DB: | mah | |
| SCANNED: | NB | |

Revised: 1/22/08

RS-D347-99

347

60001144 4010

6000 1141

- quartz, chalcedony, silicification
- faults, fractures
- FeOx
- sulfide
- calcite, carbonate
- argillization, white clays
- propylitization
- potassic alteration
- chlorite, chloritic clays

**Hecla**
MINING COMPANY

# ROSEBUD PROJECT
# DIAMOND DRILL LOG

| | | | |
|---|---|---|---|
| HOLE NUMBER | RS-D347-99 | LOCATION | Stope 41 Muck Bay |
| PAGE 1 OF | | NORTHING | |
| DATE | 4-20-99 | EASTING | |
| LOGGED BY | D.G. Macherrow | ELEVATION | |
| SCALE | 1"=10' | AZIMUTH | S75E |
| TOTAL DEPTH | 658 | INCLINATION | +45 |

REMARKS

| LITH | OX/RE | LITHOLOGY | FT | GRAPHIC LOG | STRUCTURE | ALTERATION AND MINERALIZATION |
|---|---|---|---|---|---|---|
| Td | R | 0-291.3 DOZER<br>Rhyolitic Flow with variable textures from fine grained to laminated. Core consist of autobreccia with hematite stained fine clay matrix. Clast are generally flow banded and light gray white. Breccia clast range from sand size to 6" fragments. Clast are subrounded to angular. Traces of chloritic alteration make the clast a light greenish tint | 10<br>20<br>30<br>40<br>50 | 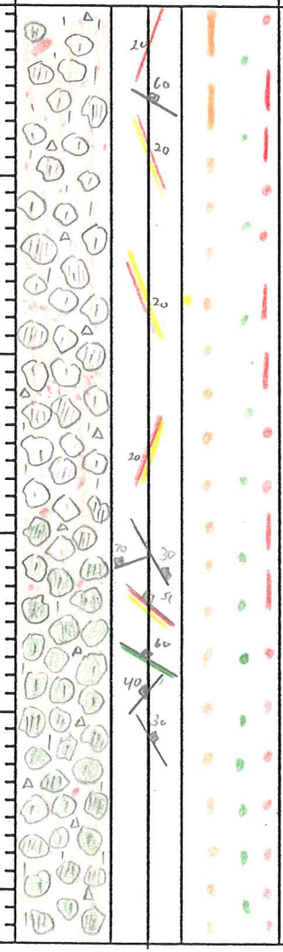 | Core has a low frequency of fracturing. Fracture surface may have chloritic alteration<br>This is in the hanging wall of a strong fracture or minor fault seen in the muck by | Pyrite is present at 1-2% with high angle Py/Mare. veins (20° to cu) all present<br>Pyrite also form aggregation of up to 50% in small patches up to 3" in diameter.<br>Argillization is greater in the clast compared to the matrix.<br>Pyrite also present as 2 mm cubes<br>Local manganese dendrites<br>Bladed Marcasite on W with druzy qtz coating at 18' |

| ANALYTICAL DATA | | | | | | |
|---|---|---|---|---|---|---|
| FROM | TO | W | Au | Ag | Au2 | A |
| 0 | 5 | | | | | |
| 5 | 8 | | | | | |
| 8 | 13 | | | | | |
| 13 | 18 | | | | | |
| 18 | 23 | | | | | |
| 23 | 28 | | | | | |
| 28 | 33 | | | | | |
| 33 | 38 | | | | | |
| 38 | 42.5 | | | | | |
| 42.5 | 47.5 | | | | | |
| 47.5 | 52.8 | | | | | |

HOLE NUMBER RS-D347-99 PAGE 2 OF 10

| LITH. | OX/RED. | LITHOLOGY | FT | GRAPHIC LOG | STRUCTURE | ALTERATION AND MINERALIZATION |
|---|---|---|---|---|---|---|
| Td | R | 0-291.3 DOZER<br><br>Dozer rhyolite flow<br>Auto breccia texture with lightly hematitic volcanic clay matrix continue. Clast are flow banded and lightly chloritic with increased argillization chloritic alteration is over printed. | 50<br>60<br>70<br>80<br>90<br>100<br>110<br>120 |  | 54.1-55.3<br>Mill bxx with 20° tca sulfide qtz footwall veinlet<br><br>96.5-113<br>Fracture zone with 30° tca fracturing<br><br>117.6 - 1/2" Pyrite vein/agglomeration dipping 40° tca | Marcasite and Pyrite form footwall of Narrow healed fault zone<br><br>Pyrite agglomerations are increasing in size<br><br>75- Black dendritic ultra fine pyrite/marc forms discontinous veinlets<br><br>96.5-103 Black sulfide forms pind on Auto breccia clast.<br><br>96.5 - Matrix of breccia becomes light pink in color when wet. |

| ANALYTICAL DATA | | | | | |
|---|---|---|---|---|---|
| FROM | TO | W | Au | Ag | Au2 |
| 47.5 | 52.8 | | | | |
| 52.8 | 55.3 | | | | |
| 55.3 | 58.8 | | | | |
| 58.8 | 63 | | | | |
| 63 | 68.1 | | | | |
| 68.1 | 73 | | | | |
| 73 | 78 | | | | |
| 78 | 83 | | | | |
| 83 | 88 | | | | |
| 88 | 93 | | | | |
| 93 | 96.5 | | | | |
| 96.5 | 100.5 | | | | |
| 100.5 | 105 | | | | |
| 105 | 109 | | | | |
| 109 | 113 | | | | |
| 113 | 117.6 | | | | |
| 117.6 | 119 | | | | |
| 119 | 123 | | | | |

HOLE NUMBER RS-D347-99 PAGE 3 OF 10

| ITH. | OX/RED. | LITHOLOGY | FT | GRAPHIC LOG | STRUCTURE | ALTERATION AND MINERALIZATION | ANALYTICAL DATA FROM | TO | W | Au | Ag | Au2 |
|---|---|---|---|---|---|---|---|---|---|---|---|---|
| Td | R | 0-291.3 DOZER<br>Dozer Rhyolite continues<br>Autobrecciated texture also continues to 197'<br>The matrix of the auto breccia becomes pinkish and the clast are greenish gray.<br>178-197 Transitional zone from Autobreccia texture to fine grained to aphanitic Dozer. | 120<br>130<br>140<br>150<br>160<br>170<br>180<br>190 | 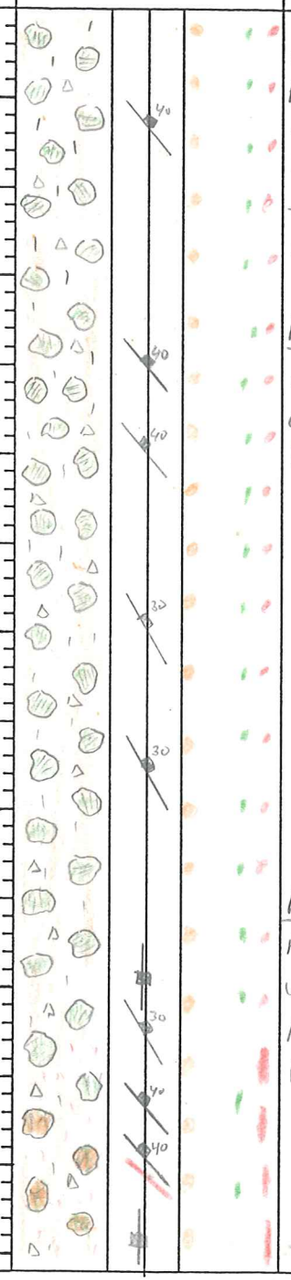 | Low frequency fracturing present.<br>Orientation of sulfide veinlet ranges in the 30-40° tca range.<br>119- Clast to matrix ration begins to change with increasing matrix<br>183-205<br>Fracture zone with High angle fracture cut by lower angle fracture | 119-178 Marcasite and Pyrite after Marcasite blebs disseminated in core 1-2%<br>128-153 Bleb sulfide forming dendrites and fracture fillings<br>Pyrite and marcasite present in the 1-2% levels.<br>Chlorite continues to stain clast a greenish gray but this decreases below 183'<br>182.5-185 Heavy concentraction of dendritic sulfide dissemination from veinlets<br>178-195 Disseminated Bleded marcasite and Pyrite after marcasite up to 5%<br>185- "shiny" pyrite coating 40° tca fractures | 119<br>123<br>128<br>133<br>138<br>143<br>148<br>153<br>158<br>163<br>168<br>173<br>178<br>183<br>188 | 123<br>128<br>133<br>138<br>143<br>148<br>153<br>158<br>163<br>168<br>173<br>178<br>183<br>188<br>193 | | | | | |

HOLE NUMBER RS-D347-99 PAGE 4 OF 10

| LITH. | OX/RED. | LITHOLOGY | FT | GRAPHIC LOG | STRUCTURE | ALTERATION AND MINERALIZATION |
|---|---|---|---|---|---|---|
| Td | R | 0-291.3 DOZER<br><br>Rhyolitic flow continues<br>Auto breccia grades into a fine grain gray white flow.<br><br>Pink matrix of Auto bxx matrix begins to fade by 138' with faint traces to 168'<br><br>236 Auto brecciated Dozer texture returns<br>Texture is fainter the previous Autobreccia, clast maybe partially absorbed causing the fainter texture<br><br>Pink 226.5 – white cly | 190<br>200<br>210<br>220<br>230<br>240<br>250<br>260 |  | 185–205 Rubble from Fracture Zone<br><br>211-228 weak Marcasite/pyrite vein swarm Sulfide veins are very dark colored. QTZ veins with druzy qtz coated vugs are found in this zone | Fine disseminated Marcasite and Pyrite after marc. blade are 2% and locally 5% in core.<br>208 - First appearance of calcite in fractures<br><br>226.5 Hard lithified white clay in fracture. Pink sampled<br>233 - Calcite in veins with sulfide begin<br>254 - ¼" vein of qtz/calcite with bladed marcasite<br><br>237-241 laminated Auto bxx clast are chloritically altered<br><br>255 - Disseminated blades of marc and fy often marcasite reduce to ≤1% |

| ANALYTICAL DATA | | | | | |
|---|---|---|---|---|---|
| FROM | TO | W | Au | Ag | Au2 |
| 188 | 193 | | | | |
| 193 | 198 | | | | |
| 198 | 203.5 | | | | |
| 203.5 | 208.5 | | | | |
| 208.5 | 213 | | | | |
| 213 | 218 | | | | |
| 218 | 223 | | | | |
| 223 | 228 | | | | |
| 228 | 233 | | | | |
| 233 | 238 | | | | |
| 238 | 243 | | | | |
| 243 | 248 | | | | |
| 248 | 253 | | | | |
| 253 | 258 | | | | |
| 258 | 263 | | | | |

HOLE NUMBER RS-D347-99 PAGE 5 OF 10

| LITH. | OX/RED. | LITHOLOGY | FT | GRAPHIC LOG | STRUCTURE | ALTERATION AND MINERALIZATION |
|---|---|---|---|---|---|---|
| Tc | R | 0-291.3 DOZER<br><br>Rhyolite flow continues<br><br>266.9-269 Granule size sandstone with pebble size clast. This is a channel, where clast shedding of the flow accumulated. Auto breccia textured flow is over the | 260<br>270<br>280<br>290 |  | 266.9-269<br>Sediment has irregular basal contact and sharp upper contact<br><br>291.3 contact with Tos contact is 80° tca and is depositional | Breaking conglomerates shows marcpy on surface between clast |
| | | 291.3-373 (T.O.S) EPICLASTIC SEDIMENTS AND ASH FALL TUFFS<br><br>Sediments vary from claystone to conglomerates. Conglomerates have clast up to 6" wide, but average about ½". Conglomerates are mostly clast supported but local green volcanic clay matrix. Ash fall tuff are clay rich and pale green. Weak to moderate foliation is present in the tuff with clast weakly imbricated to the foliation. Conglomerate clast of Dozer and <0.5% ALS. (304-318.8) Conglomerate<br>319-319.4 sheared texture to tuff along foliation. Tuff 318.8-340.1 | 300<br>310<br>320<br>330 | | 291.3-296.7<br>Log gravel of Td clast at base of TOS. This grades into a coarse sandstone at 296.7<br><br>298 Ash fall tuff contact with S.S.<br><br>304 - Conglomerate contact with A.F.T.<br><br>306.3 - Druzy qtz vein in open fracture with bladed marcasite rosites. Subsequent open vugs with sulfid continue to 309.5' Calcite in trace amount also veins in fracture | 291.3-296.7<br>Variable silicification at contact between TOS and Td<br><br>304 - Conglomerate has pyrite and marcasite in veinlets and sporatically in the matrix<br><br>311.5 - 1" diameter mass of Marc/Py<br><br>315 - Contact with Ash fall tuff is sheared at 30° tca with dip slip 10° tca |

| ANALYTICAL DATA | | | | | |
|---|---|---|---|---|---|
| FROM | TO | W | Au | Ag | Au2 |
| 258 | 263 | | | | |
| 263 | 266.9 | | | | |
| 266.9 | 269 | | | | |
| 269 | 273 | | | | |
| 273 | 278 | | | | |
| 278 | 283 | | | | |
| 283 | 288 | | | | |
| 288 | 291.3 | | | | |
| 291.3 | 294 | | | | |
| 294 | 296.7 | | | | |
| 296.7 | 298 | | | | |
| 298 | 302.2 | | | | |
| 302.2 | 304 | | | | |
| 304 | 306 | | | | |
| 306 | 309.5 | | | | |
| 309.5 | 313 | | | | |
| 313 | 316 | | | | |
| 316 | 318.8 | | | | |
| 318.8 | 321.5 | | | | |
| 321.5 | 324 | | | | |
| 324 | 328 | | | | |
| 328 | 333 | | | | |

HOLE NUMBER RS-D347-99 PAGE 6 OF 10

| LITH. | OX/RED. | LITHOLOGY | FT | GRAPHIC LOG | STRUCTURE | ALTERATION AND MINERALIZATION |
|---|---|---|---|---|---|---|
| Tc | R | 291.3 – 373 **TOS EPICLASTIC SEDIMENTS AND ASH FALL TUFFS**<br>Ash Fall and lithic Ash Fall tuff continues from 318.8 to 340.1.<br>340.1 - Conglomerate derived from Dacite fragments ≤ 1% Ais Shale fragments present.<br>South Ridge Fault silica begins at 359.4 and continues to 376', Highest intensity is between 359.4 and 363 silica foliation is 30° to c.a. Footwall contact is sharp and disruption ends by 358 | 330<br>340<br>350<br>360<br>370<br>CORE LOSS | | Contact between Ash Fall tuff and conglomerate is Highly fractured and appears sheared weak grade in Tuffs Fining down the hole or normal grade.<br>359.4 – 376 South Ridge Fault has been trashed by drilling. Hangingwall breccia of chocolate Formation continues from 376 to 404<br>373 – CONTACT 10ST. Could be as high as 368'<br>373 – 396 Hematite Stain Milled breccia in hanging wall of SRF. Subrounded clast Matrix decrease at 396<br>404.5 End of hanging wall brecciation in moderate clay gouge | Chloritization of the TOS Sediments continues. Tuff are argillized more the conglomerates 350-359 white clay in low levels on fractures<br>359.4 – 368 Heavy silicification<br>* 363 – 368 ONLY 1 Ft represent sample rubble contains silicified dark sulfide slug. Foliation of sulfide is 30° to c.a.<br>368-371 Rubble of silicified and argillized fragments<br>362.7 – 368 May have been the max length of silica and dark disseminated pyrite<br>376 – 394 Disseminated skinny Py cube in matrix 376-379 Pyrite heavily 20%<br>396 Calcite fragments appear in breccia<br>Breccia clay matrix has a waxy feel to it |
| CT | K | 373 – 658 **CHOCOLATE PORPHYRY**<br>Hematite stained matrix in hanging wall of S.R.F. Moderate expansion, Rock appears to be rhyolite Porphyry. Drilling only recovered rubble from 373 – 388 in chocolate Fault gave drillers trouble had to reduce to "B" at 398<br>Phenos are altered Ploy | 380<br>390<br>400 | | | |

| ANALYTICAL DATA | | | | | |
|---|---|---|---|---|---|
| FROM | TO | W | Au | Ag | Au2 |
| 328 | 333 | | | | |
| 333 | 338 | | | | |
| 338 | 340.1 | | | | |
| 340.1 | 343 | | | | |
| 343 | 348 | | | | |
| 348 | 353 | | | | |
| 353 | 356.1 | | | | |
| 356.1 | 359.4 | | | | |
| 359.4 | 363 | | | | |
| 363 | 368 | | | | |
| 368 | 371 | | | | |
| 371 | 373 | NO | SAMPLE | | |
| 373 | 376 | | | | |
| 376 | 379 | | | | |
| 379 | 383 | | | | |
| 383 | 388 | | | | |
| 388 | 391 | | | | |
| 391 | 394 | | | | |
| 394 | 396 | | | | |
| 396 | 398 | | | | |
| 398 | 401.5 | | | | |

HOLE NUMBER RS-0347-99 PAGE 7 OF 10

| LITH. | OX/RED. | LITHOLOGY | FT | GRAPHIC LOG | STRUCTURE | ALTERATION AND MINERALIZATION |
|---|---|---|---|---|---|---|
| Tc | R | 373–658 CHOCOLATE TUFF<br>Fine to aphanitic matrix flow? with small 1-2mm phenocrysts<br>398– Chloritic alteration over prints hematite and core becomes pale green. Core has irregular darker green phenocrysts.<br>Hematite stain volcanic has mafic masses up to 1cm, could be concentration of specularite<br>441.4–471.3 Hematite staining over prints chloritic alteration<br>471.3–475 Chloritic alteration<br>475–476.3 Hematite overprint | 400<br>410<br>420<br>430<br>440<br>450<br>460<br>470<br>Pinc 460 Gm clay | 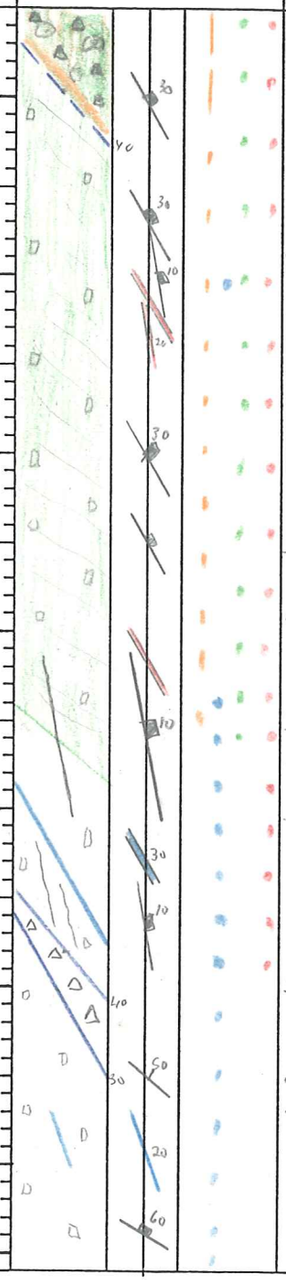 | Brecciated hanging wall of S.R.F. continued to 404.5.<br>413.5 Pyrite veinlets cut core axis at 10° tca and 30° tca<br>422–423.2 Broken rock with clay on fractures<br>439– 10° tca Fracture with minor white clay and oblique slips 20° tca.<br>448–451.6 Highangle fracture 20° tca with calcite clay fracture filling<br>453.3–455.3 Crackle breccia with calcite and clay fracture filling<br>474–485: Possible low angle fracture that caused driller to make ½" cylinders out of core. Surfaces appear to have slicks 70° tca | 398 chlorite stains core, increased levels found on fractures<br>413.5 pyrite with trace of marcasite in veinlet.<br>415 – Calcite on fractures<br>Pyrite is <1% in hematite stain sections. Disseminated pyrite in chloritized sections of core is restricted to occasional veinlets<br>448 large calcite vein 1" thick dipping 30° tca<br>460– Green clay Pinc |

ANALYTICAL DATA

| FROM | TO | W | Au | Ag | Au2 |
|---|---|---|---|---|---|
| 398 | 401.5 | | | | |
| 401.5 | 404.5 | | | | |
| 404.5 | 410 | | | | |
| 410 | 413.5 | | | | |
| 413.5 | 416.5 | | | | |
| 416.5 | 421 | | | | |
| 421 | 424 | | | | |
| 424 | 428 | | | | |
| 428 | 433 | | | | |
| 433 | 438 | | | | |
| 438 | 441.4 | | | | |
| 441.4 | 445 | | | | |
| 445 | 448 | | | | |
| 448 | 453 | | | | |
| 453 | 455.4 | | | | |
| 455.4 | 458 | | | | |
| 458 | 463 | | | | |
| 463 | 468 | | | | |
| 468 | 471.3 | | | | |

HOLE NUMBER RS-D347-99 PAGE 8 OF 10

| LITH. | OX/RED. | LITHOLOGY | FT | GRAPHIC LOG | STRUCTURE | ALTERATION AND MINERALIZATION |
|---|---|---|---|---|---|---|
| | | 373-658 CHOCOLATE PORPHYRY<br>Hematitic and chloritic Chocolate Formation. Locally Flow banding is present. Texture variation occure with loss of phenocrysts.<br>I question the low angle fractures from 474 to 490. This could all have been done by the night shift driller<br>528-542.1 Hematite overprint of chloritic alteration.<br>542.1 chloritic alteration returns and continues to TD of Drill hole<br>Flow banding at 40° to ca at 542 | 470<br>480<br>490<br>500<br>510<br>520<br>530<br>540 |  | 476 - 490.7 Fractured/ Crackle Bxa with a 90° to a Facture<br>498-503 Rubble zone with heavy agillization at 500<br>498 - Flow banding deformation<br>505 - 508 ½ the core appears to be crackle Bxa along 0°-10° to a fracture.<br>513 - Flow banding<br>528.5 - 538 Fault Zone with Rubble Bxa healed by volcanic clay young. Calcite Bxa clast and minerahatrix<br>544-553 Narrow 4' Auto breccias occure | ALTERNATENG chloritic and Hematitically over printed volcanic.<br>Sulfide content over 1% is restricted with most sulfide restricted to short runs of veinlets, such as 508-515<br>495 - Calcite veinlets<br>509.5 - waxy clay surfaces on fractures<br>514 - Pyrite aggregations shaped like dark spots seen in hematite section<br>528.5-538 Unoxidized Pyrite content ≈0%<br>538 - Pyrit out of fault <1% |

| ANALYTICAL DATA | | | | | |
|---|---|---|---|---|---|
| FROM | TO | W | Au | Ag | Au2 |
| 471.3 | 475 | | | | |
| 475 | 476.3 | | | | |
| 476.3 | 478 | | | | |
| 478 | 483 | | | | |
| 483 | 488 | | | | |
| 488 | 490.7 | | | | |
| 490.7 | 494 | | | | |
| 494 | 499 | | | | |
| 498 | 503 | | | | |
| 503 | 508 | | | | |
| 508 | 513 | | | | |
| 513 | 518 | | | | |
| 518 | 523 | | | | |
| 523 | 528.5 | | | | |
| 528.5 | 533 | | | | |
| 533 | 538 | | | | |
| 538 | 542 | | | | |

HOLE NUMBER RS-D347-99 PAGE 9 OF 10

| LITH. | OX/RED. | LITHOLOGY | FT | GRAPHIC LOG | STRUCTURE | ALTERATION AND MINERALIZATION |
|---|---|---|---|---|---|---|
| Tc | R | 373-658 CHOCOLATE PORPHYRY<br>Porphoritic volcanic flow with plag phenocryst up to 3mm long. General chloritic alteration with low level argillization. Flow banding ranging from 30-40° tca. Auto brecciated texture present in various thicknesses.<br>569.5-598 Texture of chocolate has changed with a course texture with the plag phenocryst flow banding still present at 40° tca<br>598-601 White clay altered phenocryst<br>604.6-634 Auto brecciated flow. Hematite stained volcanic clay matrix. Altered plag phenocryst continues. 608-623 Hematite partially overprints chlorite | 540<br>550<br>560<br>570<br>580<br>590<br>600<br>610 | 40<br>30<br>30<br>50<br>50<br>40<br>20<br>40<br>20<br>50<br>20<br>30 | 543 - mistatch<br>549 - 30° tca fracture with slips 0° tca<br>550.1-550.5 Auto bxa LT brn vol clay matrix<br>551.5-553 Auto Bxa with light brown vol. clay matrix<br>558-569.5 Chocolate Auto bxa with light orange brown matrix of volcanic clay<br>553-556 reworked Auto bxa, cold non healed bxa. Drilling has ground most intense brecciation<br>572 - 40° tca fracture with 0° tca slips<br>597-598 Auto breccia<br>594-595 Chlorite and pyrite vein fracture | Sulfide content continues to be below 1%<br>540-40 spotty calcite as veinlet or bxa infilling<br>From 558 Pyrite content reaches 1% with narrow 1" aggregations of 1-3%<br>566-566.4 Disseminated pyrite reaches 5-10%<br>568-594 chloritized phenocryst and hydrothermally altered clay<br>568-569.5 Pyrite aggregation in drill rubble up to 1/4" in diameter. Possible Pyrite mix in darker fragments. This is a narrow vein<br>574-599 Subrounded Pyrite aggregations up to 1" dia. with up to 25% pyrite concentration<br>592-593 Pyrite massive on fracture |

ANALYTICAL DATA

| FROM | TO | W | Au | Ag | Au2 |
|---|---|---|---|---|---|
| 538 | 542 | | | | |
| 542 | 545 | | | | |
| 545 | 548 | | | | |
| 548 | 553 | | | | |
| 553 | 556 | | | | |
| 556 | 558 | | | | |
| 558 | 563 | | | | |
| 56 | 568 | | | | |
| 568 | 569.5 | | | | |
| 569.5 | 573 | | | | |
| 573 | 578 | | | | |
| 578 | 583 | | | | |
| 583 | 588 | | | | |
| 588 | 592 | | | | |
| 592 | 594 | | | | |
| 594 | 595 | | | | |
| 595 | 598 | | | | |
| 598 | 603 | | | | |
| 603 | 604.6 | | | | |
| 604.6 | 608 | | | | |
| 608 | 613 | | | | |

HOLE NUMBER RS-D347-99 PAGE 10 OF 10

| LITH. | OX/RED. | LITHOLOGY | FT | GRAPHIC LOG | STRUCTURE | ALTERATION AND MINERALIZATION |
|---|---|---|---|---|---|---|
| Tc | R | CHOCOLATE PHORPHYRY<br>FAINTLY FLOW BANDED AND Porphritic Volcanic continues Variable texture styles with Auto breccia the dominate<br>638.5 – 658 Faint Pink tint From leaching hematite stained Fractures but a general green grey color still dominates<br>656–658 texture increases and a weak hematite stain over prints core<br>T.D. 658 | 610<br>620<br>630<br>640<br>650<br>660 | 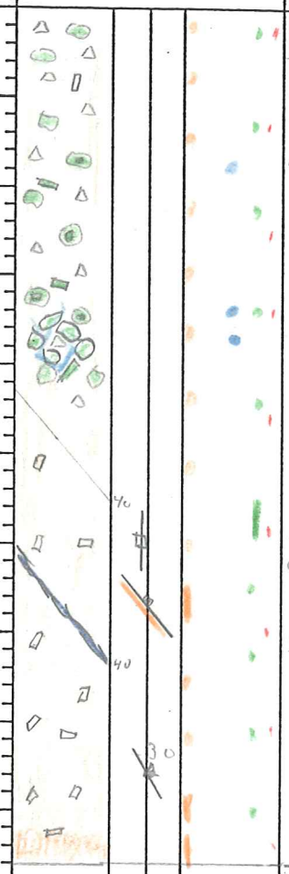 | 604.6 – 634 Auto breccia with Hematite stain orange brown volcanic clay matrix.<br>638–640 chlorite coats Fractures<br>643.7 – 2 inch Shear 40°tca | 604.6–634 Decreases to <1% in Autobxu but local aggregation still occurr.<br>650–658 Argillization increases slightly below 650<br>643.7 Shear with elevated argillization over ≈ 1'<br>656–658 Small hematite crystals 2–5% |

ANALYTICAL DATA

| FROM | TO | W | Au | Ag | Au2 |
|---|---|---|---|---|---|
| 608 | 613 | | | | |
| 613 | 618 | | | | |
| 618 | 623 | | | | |
| 623 | 628 | | | | |
| 628 | 633 | | | | |
| 633 | 638 | | | | |
| 638 | 643 | | | | |
| 643 | 645 | | | | |
| 645 | 648 | | | | |
| 648 | 650 | | | | |
| 650 | 653 | | | | |
| 653 | 658 | | | | |

# HECLA MINING COMPANY – ROSEBUD PROJECT
## GEOTECHNICAL DRILL LOG

HOLE # RS-D347-99 DATE: 4-20-99 LOGGED BY: D.G. MacKerrow PAGE 1 OF 10

| DRILL RUN | | SOLID CORE RECOVERY (%) | TOTAL CORE RECOVERY (%) | RQD | ROCK STRENGTH | | FRACTURE DATA | | | | DENSITY DATA | | | |
|---|---|---|---|---|---|---|---|---|---|---|---|---|---|---|
| FROM | TO | | | | DOWNHOLE DEPTH | POINT LOAD INDEX (psi) | FRACTURE DENSITY/FT. | AVG. ANGLE TO C.A. | ROUGHNESS | INFILL | DOWNHOLE DEPTH | SAMPLE WEIGHT (g) | DISPLACEMENT (cc) | DENSITY (g/cc) |
| 0 | 5 | 74 | 100 | 50 | | | | | | | | | | |
| 5 | 8 | 100 | 90 | 57 | | | | | | | | | | |
| 8 | 13 | 100 | 100 | 90 | | | | | | | | | | |
| 13 | 18 | 100 | 92 | 68 | | | | | | | | | | |
| 18 | 28 | 100 | 101 | 100 | | | | | | | | | | |
| 28 | 38 | 100 | 98 | 83 | | | | | | | | | | |
| 38 | 47.5 | 100 | 99 | 52 | | | | | | | | | | |
| 47.5 | 57.5 | 100 | 98 | 84 | | | | | | | | | | |
| 57.5 | 63 | 100 | 109 | 89 | | | | | | | | | | |
| 63 | 73 | 100 | 102 | 80 | | | | | | | | | | |
| 73 | 83 | 96 | 99 | 85 | | | | | | | | | | |

HECLA MINING COMPANY – ROSEBUD PROJECT
GEOTECHNICAL DRILL LOG

HOLE # RS-D347-99 DATE: 4-20-99 LOGGED BY: D.G. Mackerra PAGE 2 OF 10

| DRILL RUN | | SOLID CORE RECOVERY (%) | TOTAL CORE RECOVERY (%) | RQD | ROCK STRENGTH | | FRACTURE DATA | | | | DENSITY DATA | | | |
|---|---|---|---|---|---|---|---|---|---|---|---|---|---|---|
| FROM | TO | | | | DOWNHOLE DEPTH | POINT LOAD INDEX (psi) | FRACTURE DENSITY/FT. | AVG. ANGLE TO C.A. | ROUGHNESS | INFILL | DOWNHOLE DEPTH | SAMPLE WEIGHT (g) | DISPLACEMENT (cc) | DENSITY (g/cc) |
| 83 | 93 | 99 | 99 | 62 | | | | | | | | | | |
| 93 | 103 | 52 | 95 | 55 | | | | | | | | | | |
| 103 | 113 | 46 | 94 | 40 | | | | | | | | | | |
| 113 | 123 | 100 | 100 | 85 | | | | | | | | | | |
| 123 | 133 | 74 | 100 | 51 | | | | | | | | | | |
| 133 | 143 | 81 | 100 | 56 | | | | | | | | | | |
| 143 | 153 | 80 | 93 | 63 | | | | | | | | | | |
| 153 | 163 | 80 | 92 | 69 | | | | | | | | | | |
| 163 | 173 | 100 | 102 | 82 | | | | | | | | | | |
| 173 | 183 | 100 | 100 | 69 | | | | | | | | | | |
| 183 | 193 | 40 | 99 | 40 | | | | | | | | | | |

HECLA MINING COMPANY – ROSEBUD PROJECT
GEOTECHNICAL DRILL LOG

HOLE # RS-D347-99 DATE: 4-20-99 LOGGED BY: D.G. Mackerrow PAGE 3 OF 10

| DRILL RUN | | SOLID CORE RECOVERY (%) | TOTAL CORE RECOVERY (%) | RQD | ROCK STRENGTH | | FRACTURE DATA | | | | DENSITY DATA | | | |
|---|---|---|---|---|---|---|---|---|---|---|---|---|---|---|
| FROM | TO | | | | DOWNHOLE DEPTH | POINT LOAD INDEX (psi) | FRACTURE DENSITY/FT. | AVG. ANGLE TO C.A. | ROUGHNESS | INFILL | DOWNHOLE DEPTH | SAMPLE WEIGHT (g) | DISPLACEMENT (cc) | DENSITY (g/cc) |
| 193 | 199 | 25 | 100 | 35 | | | | | | | | | | |
| 199 | 203.5 | 53 | 95 | 20 | | | | | | | | | | |
| 203.5 | 213 | 79 | 95 | 61 | | | | | | | | | | |
| 213 | 223 | 100 | 100 | 88 | | | | | | | | | | |
| 223 | 233 | 100 | 100 | 88 | | | | | | | | | | |
| 233 | 243 | 100 | 100 | 100 | | | | | | | | | | |
| 243 | 253 | 100 | 100 | 96 | | | | | | | | | | |
| 253 | 263 | 100 | 93 | 100 | | | | | | | | | | |
| 263 | 273 | 100 | 102 | 95 | | | | | | | | | | |
| 273 | 283 | 100 | 102 | 100 | | | | | | | | | | |
| 283 | 293 | 71 | 100 | 66 | | | | | | | | | | |

# HECLA MINING COMPANY – ROSEBUD PROJECT
## GEOTECHNICAL DRILL LOG

HOLE # RS-D 347-99 DATE: 4-21-99 LOGGED BY: D.G. MacHerron. PAGE 4 OF 10

| DRILL RUN FROM | DRILL RUN TO | SOLID CORE RECOVERY (%) | TOTAL CORE RECOVERY (%) | RQD | ROCK STRENGTH DOWNHOLE DEPTH | ROCK STRENGTH POINT LOAD INDEX (psi) | FRACTURE DATA FRACTURE DENSITY/FT. | FRACTURE DATA AVG. ANGLE TO C.A. | FRACTURE DATA ROUGHNESS | FRACTURE DATA INFILL | DENSITY DATA DOWNHOLE DEPTH | DENSITY DATA SAMPLE WEIGHT (g) | DENSITY DATA DISPLACEMENT (cc) | DENSITY DATA DENSITY (g/cc) |
|---|---|---|---|---|---|---|---|---|---|---|---|---|---|---|
| 293 | 303 | 100 | 103 | 87 | | | | | | | | | | |
| 303 | 313 | 71 | 100 | 50 | | | | | | | | | | |
| 313 | 323 | 99 | 103 | 56 | | | | | | | | | | |
| 323 | 333 | 100 | 98 | 79 | | | | | | | | | | |
| 333 | 343 | 72 | 101 | 47 | | | | | | | | | | |
| 343 | 353 | 67 | 102 | 46 | | | | | | | | | | |
| 353 | 359 | 33 | 82 | 28 | | | | | | | | | | |
| 359 | 363 | 25 | 92 | 15 | | | | | | | | | | |
| 363 | Miss hole 368 | 0 | 20 | 0 | | | | | | | | | | |
| 368 | 371 | 0 | 50 | 0 | | | | | | | | | | |
| 371 | 373 | 0 | 0 | 0 | | | | | | | | | | |

# HECLA MINING COMPANY – ROSEBUD PROJECT
## GEOTECHNICAL DRILL LOG

HOLE # RS-D347-99 DATE: 4-23-99 LOGGED BY: D.G. MacKerrow PAGE 5 OF 10

| DRILL RUN | | SOLID CORE RECOVERY (%) | TOTAL CORE RECOVERY (%) | RQD | ROCK STRENGTH | | FRACTURE DATA | | | | DENSITY DATA | | | |
|---|---|---|---|---|---|---|---|---|---|---|---|---|---|---|
| FROM | TO | | | | DOWNHOLE DEPTH | POINT LOAD INDEX (psi) | FRACTURE DENSITY/FT. | AVG. ANGLE TO C.A. | ROUGHNESS | INFILL | DOWNHOLE DEPTH | SAMPLE WEIGHT (g) | DISPLACEMENT (cc) | DENSITY (g/cc) |
| 373 | 376 | 0 | 33 | 0 | | | | | | | | | | |
| 376 | 379 | 0 | 50 | 0 | | | | | | | | | | |
| 379 | 383 | 0 | 40 | 0 | | | | | | | | | | |
| 383 | 388 | 0 | 100 | 0 | | | | | | | | | | |
| 388 | 391 | 0 | 100 | 0 | | | | | | | | | | |
| 391 | 394 | 35 | 100 | 0 | | | | | | | | | | |
| 394 | 398 | 0 | 100 | 0 | | | | | | | | | | |
| 398 | 408 | 0 | 100 | 6 | | | | | | | | | | |
| 408 | 410 | 0 | 100 | 0 | | | | | | | | | | |
| 410 | 416.5 | 0 | 100 | 0 | | | | | | | | | | |
| 416.5 | 423 | 0 | 100 | 0 | | | | | | | | | | |

# HECLA MINING COMPANY – ROSEBUD PROJECT
## GEOTECHNICAL DRILL LOG

HOLE # RS-D347-99 DATE: 4-23-99 LOGGED BY: D.G. Mackerrow PAGE 6 OF 10

| DRILL RUN | | SOLID CORE RECOVERY (%) | TOTAL CORE RECOVERY (%) | RQD | ROCK STRENGTH | | FRACTURE DATA | | | | DENSITY DATA | | | |
|---|---|---|---|---|---|---|---|---|---|---|---|---|---|---|
| FROM | TO | | | | DOWNHOLE DEPTH | POINT LOAD INDEX (psi) | FRACTURE DENSITY/FT. | AVG. ANGLE TO C.A. | ROUGHNESS | INFILL | DOWNHOLE DEPTH | SAMPLE WEIGHT (g) | DISPLACEMENT (cc) | DENSITY (g/cc) |
| 423 | 428 | 36 | 100 | 14 | | | | | | | | | | |
| 428 | 433 | 86 | 100 | 62 | | | | | | | | | | |
| 433 | 438 | 86 | 102 | 70 | | | | | | | | | | |
| 438 | 443 | 92 | 102 | 36 | | | | | | | | | | |
| 443 | 448 | 88 | 100 | 68 | | | | | | | | | | |
| 448 | 453 | 74 | 102 | 28 | | | | | | | | | | |
| 453 | 458 | 90 | 98 | 28 | | | | | | | | | | |
| 458 | 463 | 92 | 100 | 56 | | | | | | | | | | |
| 463 | 468 | 100 | 96 | 68 | | | | | | | | | | |
| 468 | 473 | 70 | 100 | 68 | | | | | | | | | | |
| 473 | 478 | 0 | 94 | 12 | | | | | | | | | | |

# HECLA MINING COMPANY – ROSEBUD PROJECT
## GEOTECHNICAL DRILL LOG

HOLE # RS-D347-99 DATE: 4-23-99 LOGGED BY: D.G. Mackerron PAGE 7 OF 10

| DRILL RUN | | SOLID CORE RECOVERY (%) | TOTAL CORE RECOVERY (%) | RQD | ROCK STRENGTH | | FRACTURE DATA | | | | DENSITY DATA | | | |
|---|---|---|---|---|---|---|---|---|---|---|---|---|---|---|
| FROM | TO | | | | DOWNHOLE DEPTH | POINT LOAD INDEX (psi) | FRACTURE DENSITY/FT. | AVG. ANGLE TO C.A. | ROUGHNESS | INFILL | DOWNHOLE DEPTH | SAMPLE WEIGHT (g) | DISPLACEMENT (cc) | DENSITY (g/cc) |
| 478 | 483 | 0 | 90 | 0 | | | | | | | | | | |
| 483 | 488 | 0 | 98 | 10 | | | | | | | | | | |
| 488 | 493 | 46 | 100 | 26 | | | | | | | | | | |
| 493 | Missmarked block 498 | 0 | 100 | 0 | | | | | | | | | | |
| 498 | 503 | 0 | 66 | 0 | | | | | | | | | | |
| 503 | 508 | 0 | 104 | 0 | | | | | | | | | | |
| 508 | 513 | 0 | 100 | 8 | | | | | | | | | | |
| 513 | Mis latch 518 | 38 | 80 | 20 | | | | | | | | | | |
| 518 | 523 | 0 | 100 | 0 | | | | | | | | | | |
| 523 | 528 | 44 | 100 | 8 | | | | | | | | | | |
| 528 | 533 | 0 | 98 | 0 | | | | | | | | | | |

# HECLA MINING COMPANY – ROSEBUD PROJECT
## GEOTECHNICAL DRILL LOG

HOLE # RS-D347-99 DATE: 4-24-99 LOGGED BY: D.G. MacKerron PAGE 8 OF 10

| DRILL RUN | | SOLID CORE RECOVERY (%) | TOTAL CORE RECOVERY (%) | RQD | ROCK STRENGTH | | FRACTURE DATA | | | | DENSITY DATA | | | |
|---|---|---|---|---|---|---|---|---|---|---|---|---|---|---|
| FROM | TO | | | | DOWNHOLE DEPTH | POINT LOAD INDEX (psi) | FRACTURE DENSITY/FT. | AVG. ANGLE TO C.A. | ROUGHNESS | INFILL | DOWNHOLE DEPTH | SAMPLE WEIGHT (g) | DISPLACEMENT (cc) | DENSITY (g/cc) |
| 533 | 538 | 0 | 90 | 0 | | | | | | | | | | |
| 538 | Mislatch 543 | 0 | 68 | 0 | | | | | | | | | | |
| 543 | 548 | 14 | 88 | 0 | | | | | | | | | | |
| 548 | 553 | 70 | 100 | 16 | | | | | | | | | | |
| 553 | 558 | 54 | 100 | 24 | | | | | | | | | | |
| 558 | 563 | 78 | 100 | 46 | | | | | | | | | | |
| 563 | 568 | 80 | 94 | 34 | | | | | | | | | | |
| 568 | 573 | 38 | 100 | 8 | | | | | | | | | | |
| 573 | 578 | 0 | 90 | 18 | | | | | | | | | | |
| 578 | 583 | 0 | 100 | 0 | | | | | | | | | | |
| 583 | 588 | 0 | 104 | 26 | | | | | | | | | | |

# HECLA MINING COMPANY – ROSEBUD PROJECT
## GEOTECHNICAL DRILL LOG

HOLE # RS-D347-99 DATE: 4-24-99 LOGGED BY: D.G. MacKenzie PAGE 9 OF 10

| DRILL RUN | | SOLID CORE RECOVERY (%) | TOTAL CORE RECOVERY (%) | RQD | ROCK STRENGTH | | FRACTURE DATA | | | | DENSITY DATA | | | |
|---|---|---|---|---|---|---|---|---|---|---|---|---|---|---|
| FROM | TO | | | | DOWNHOLE DEPTH | POINT LOAD INDEX (psi) | FRACTURE DENSITY/FT. | AVG. ANGLE TO C.A. | ROUGHNESS | INFILL | DOWNHOLE DEPTH | SAMPLE WEIGHT (g) | DISPLACEMENT (cc) | DENSITY (g/cc) |
| 588 | 593 | 74 | 106 | 44 | | | | | | | | | | |
| 593 | 598 | 44 | 100 | 16 | | | | | | | | | | |
| 598 | 603 | 94 | 94 | 54 | | | | | | | | | | |
| 603 | 608 | 52 | 96 | 20 | | | | | | | | | | |
| 608 | 613 | 100 | 100 | 54 | | | | | | | | | | |
| 613 | 618 | 96 | 100 | 50 | | | | | | | | | | |
| 618 | 623 | 100 | 106 | 92 | | | | | | | | | | |
| 623 | 628 | 100 | 94 | 62 | | | | | | | | | | |
| 628 | 633 | 72 | 100 | 62 | | | | | | | | | | |
| 633 | 638 | 74 | 90 | 62 | | | | | | | | | | |
| 638 | 643 | 54 | 101 | 40 | | | | | | | | | | |

# HECLA MINING COMPANY – ROSEBUD PROJECT
## GEOTECHNICAL DRILL LOG

HOLE # RS-D347 DATE: 4-24-99 LOGGED BY: D.G. Mackerrow PAGE 10 OF 10

| DRILL RUN | | SOLID CORE RECOVERY (%) | TOTAL CORE RECOVERY (%) | RQD | ROCK STRENGTH | | FRACTURE DATA | | | | DENSITY DATA | | | |
|---|---|---|---|---|---|---|---|---|---|---|---|---|---|---|
| FROM | TO | | | | DOWNHOLE DEPTH | POINT LOAD INDEX (psi) | FRACTURE DENSITY/FT. | AVG. ANGLE TO C.A. | ROUGHNESS | INFILL | DOWNHOLE DEPTH | SAMPLE WEIGHT (g) | DISPLACEMENT (cc) | DENSITY (g/cc) |
| 643 | 648 | 80 | 100 | 38 | | | | | | | | | | |
| 648 | 653 | 70 | 100 | 60 | | | | | | | | | | |
| 653 | 658 | 68 | 106 | 60 | | | | | | | | | | |
| | | | | | | | | | | | | | | |
| | | | | | | | | | | | | | | |
| | | | | | | | | | | | | | | |
| | | | | | | | | | | | | | | |
| | | | | | | | | | | | | | | |
| | | | | | | | | | | | | | | |
| | | | | | | | | | | | | | | |
| | | | | | | | | | | | | | | |

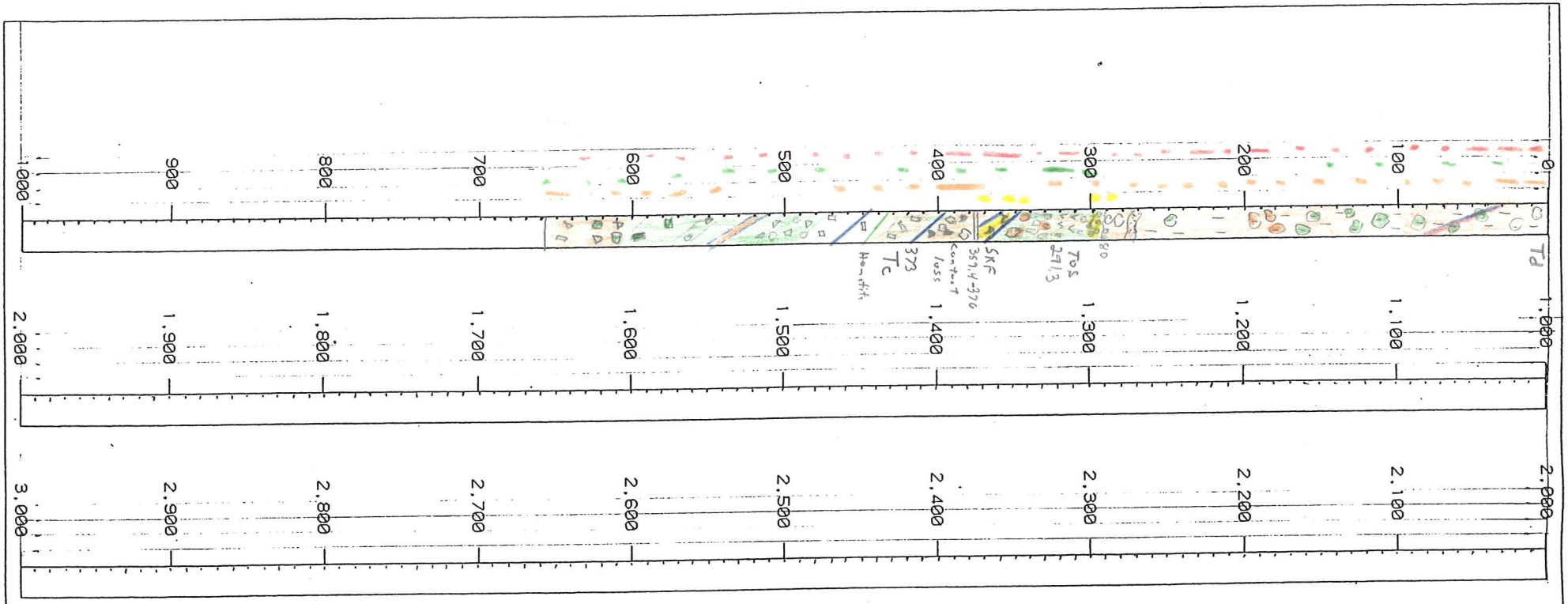


## LITHOLOGY

- PLAT/FLOW
- MASSIVE AT/FLOW
- LST-
- PMBX -
- TOS/BUD Epiclastics
- BMB - Rhyolitic Porphyry
- RHYOLITE - DOZER
- ALS - PHYLLITES

## TEXTURES

- LITHIC FRAGMENTS
- CRYSTALS
- LAPILLI
- AMYGDULES
- SPHERULITE
- SHARDS

## STRUCTURES

- BRECCIA
- FAULT
- CLAY OR GOUGE
- FRACTURE ZONE
- VEINS Qtz
- VEINLETS
- VEINS CALC

## CONTACTS

- LOST, GRADATIONAL OR INFERRED
- 80 SHARP (WITH ANGLE TO CORE)
- WAVY
- ROUGH OR JAGGED

PYRITIZATION
CHLORITIZATION
ARGILLIZATION
SILICIFICATION
GRAPHIC LOG
Intensity:

| | | | | |
|---|---|---|---|---|
| LOCATION ON GRID: | FINAL COLLAR COORDINATES | START 4/15/99 | FINISH 4/23/99 | LOGGED BY D.G. MacKerron |
| 41 MUCK BAY | NORTH | HOLE TYPE Core | | SURVEYED TO 450 |
| LAB AMERICAN | EAST | | | |
| JOB # | ELEV | BEARING S75E | ANGLE +45 | T. D. 658 |
| DRILLING COMPANY Long year | DRILLER Bamford | | | |
| **The Rosebud Mining Company LLC** | | PAGE 1 OF | | HOLE # |

# Newmont Gold Core Form

**Hole#** RS-D347-99 **Az/Incl** S75E / +45 **Page** 1 of 4

**Logged by** D.G. MacKerrow **Area** **Total Depth**

**Date** **Coords** **Contractor** Longyear

| Footage | % Rec | RQD | Litho: Formation | Litho: Rock type | Litho: Color | Au oz/st | Ag oz/st | Graphic | Structure: Attitudes | Structure: fault | Structure: breccia | Structure: vein | Structure: gouge | Comments | Alteration: Silic | Alteration: argillic | Alteration: clay | Alteration: prop | Alteration: Sericite | Alteration: Chlorite | Met.: FEOX | Met.: CO3 | Met.: Sulfide | Mineralogy: Pyrite | Mineralogy: Marcasite | Mineralogy: Calc/Dolo | Mineralogy: Clay |
|---|---|---|---|---|---|---|---|---|---|---|---|---|---|---|---|---|---|---|---|---|---|---|---|---|---|---|---|
| | | | Td | Rhy | Grey red | | | | | | | | | 0 DOZER | 0 | 2 | 0 | 0 | 0 | 0 | 0 | 0 | 0 | 1 | 1 | 0 | 0 |
| | | | | | | | | | | | | | | Auto brecciated rhyolite with flow banded clast | | 1 | | | | | | | | 2 | | | |
| | | | | | | | | | | | | | | | | | | | | | | | | 1 | | | |
| 20 | | | | | | | | | | | | | | | | | | | | | | | | 2 | | | |
| | | | | | | | | | | | | | | | | | | | | | | | | 1 | | | |
| | | | | | | | | | | | | | | | | | | | | 1 | | | | 2 | | | |
| | | | | | | | | | | | | | | | | | | | | | | | | 1 | | | |
| 40 | | | | | | | | | | | | | | | | | | | | | | | | | | | |
| 60 | | | | | | | | | | | | | | | | | | | | | | | | | | | |
| | | | | | | | | | | | | | | | | | | | | | | | | 2 | | | |
| | | | | | | | | | | | | | | | | | | | | | | | | 1 | | | |
| 80 | | | | | | | | | | | | | | | | | | | | | | | | | | | |
| | | | | | | | | | | | | | | | | | | | | 2 | | | | | | | |
| | | | | | | | | | | | | | | | | | | | | 1 | | | | | | | |
| 100 | | | | | | | | | | | | | | | | | | | | | | | | | | | |
| 120 | | | | | | | | | | | | | | | | | | | | | | | | | | | |
| 140 | | | | | | | | | | | | | | | | | | | | | | | | | | | |
| 160 | | | | | | | | | | | | | | | | | | | | 0 | | | | | | | |
| 180 | | | | | | | | | | | | | | | | | | | | | | | | 2 | 2 | | |
| | | | | | | | | | | | | | | | | | | | | | | | | 1 | 1 | | |
| 201 | | | | | | | | | | | | | | | | | | | | | | | | | | | |

**Hole#** RS-D 347-99 **Newmont Gold Core Form** **Az/Incl** _____ **Page** 2 of 4

**Logged by** D.G. Mackenzie **Area** _____ **Total Depth** _____

**Date** 4-21 **Coords** _____ **Contractor** _____

| Footage | % Rec | RQD | Litho: Formation | Litho: Rock type | Litho: Color | Au oz/st | Ag oz/st | Graphic | Structure: Attitudes | Structure: fault | Structure: breccia | Structure: vein | Structure: gouge | Comments | Alteration: Silic | Alteration: argillic | Alteration: clay | Alteration: prop | Alteration: Sericite | Alteration: Chlorite | Met.: FeO3/Hm | Met.: CO3 | Met.: Sulfide | Mineralogy: Pyrite | Mineralogy: Marcasite | Mineralogy: Calc/Dolo | Mineralogy: Clay |
|---|---|---|---|---|---|---|---|---|---|---|---|---|---|---|---|---|---|---|---|---|---|---|---|---|---|---|---|
| | | | Td | Rhy | Whit | | | | | | | | | 0- 291.3 DOZER | 0 | 1 | 0 | 0 | 0 | 0 | 0 | 0 | 0 | 1 | 1 | 0 | 0 |
| | | | | | | | | | | | | | | Auto breccia continued to 197 | | | | | | | | | | | | | |
| 220 | | | | | | | | | | | | | | This was followed by white f.g. Rhyolite | | | | | | | | | | 2 | 2 | | 1 / 0 / 1 |
| | | | | | | | | | | | | | | | | | | | | | | | | 1 | 1 | | 0 |
| | | | | | | | | | | | | | | 223-228 qtz vn mus/Py vn and clay | | | | | | | | | | | | 1 | |
| 240 | | | | | | | | | | | | | | | | | | | | | | | | | | | |
| | | | | | | | | | | | | | | | | | | | | | | | | | | 0 | |
| 260 | | | | | | | | | | | | | | | | | | | | | | | | | | | |
| 280 | | | | | | | | | | | | | | Depositional contact 291.3- 296.7 Dozer derived Conglomerate | | | | | | | | | | | | 1 | |
| | | | TOS | Conglomerate Ss RFT | Tri | | | | 80 | | | | | 291.3 - TOS 373 Epiclastic sediments and Ash Fall Tuffs | 1 | | | | | | | | | | | 0 | 1 |
| 300 | | | | | Pale Green | | | | | | | | | | 0 | | | | | 1 | | 1 | | | | | |
| | | | | | | | | | | | | | | | | | | | | | | 0 | | | 2 | | |
| | | | | | | | | | | | | | | | | | | | | | | | | | 1 | | |
| 320 | | | | | | | | | | | | | | | | 2 | | | | 2 | | | | | | | |
| | | | | | | | | | | | | | | | | 1 | | | | 1 | | | | | Tr | | |
| 340 | | | | | | | | | | | | | | | | 2 | | | | | | | | | 1 | 2 | |
| | | | | | | | | | | | | | | | | 1 | | | | | | | | | | | |
| | | | | | | | | | | | | | | | | | | | | | | | | | | 0 | 1 |
| 360 | | | | | | | | | | | | | | | | | | | | 2 | | | | | | | |
| | | | | | | | | | | | | | | | 3 | | | | | | | | | | | | 0 |
| | | | | | | | | | 40 | | | | | | | | | | | 1 | | | | 3 | | | |
| | | | | | | | | | | | | | | True contact lost to drilling | | | | | | | | | | | | | |
| | | | | | | | | | | | | | | | 2 | 2 | | | | | | | | 2 | | | |
| | | | | | | | | | 50 | | | | | | | | | | | | | | | | | | |
| | | | CT | Rhyo Porp | Green Brown | | | | | | | | | 373- 658 Chocolate Porphyry | 0 | 3 | | | | | | | | 3 | | | |
| 380 | | | | | | | | | | | | | | | | | | | | | 1 | | | | | | |
| | | | | | | | | | | | | | | | | 2 | | | | | | | | 1 | | 1 | |
| 400 | | | | | Green | | | | | | | | | | | 1 | | | | | | | | | | | |

# Newmont Gold Core Form

**Hole#** RS-D347-90
**Logged by** D.G. Macherron
**Date**
**Area**
**Coords**
**Az/Incl**
**Total Depth**
**Contractor**
**Page** 3 of 4

| Footage | % Rec | RQD | Litho: Formation | Litho: Rock type | Litho: Color | Au oz/st | Ag oz/st | Graphic | Structure: Attitudes | Structure: fault | Structure: breccia | Structure: vein | Structure: gouge | Comments | Alteration: Silic | Alteration: argillic | Alteration: clay | Alteration: prop | Alteration: Sericite | Alteration: Chlorite | Met.: FEO3/Hem | Met.: CO3 | Met.: Sulfide | Mineralogy: Pyrite | Mineralogy: Marcasite | Mineralogy: Calc/Dolo | Mineralogy: Clay |
|---|---|---|---|---|---|---|---|---|---|---|---|---|---|---|---|---|---|---|---|---|---|---|---|---|---|---|---|
| 400 | | | CT | Rhyo | Pale Grn | | | | | | | | | Chocolate Porphyry | 0 | 1 | 0 | 0 | 0 | 1 | 1/0 | 0 | T | 1 | Tr | 0 | 0 |
| | | | | | | | | | | | | | | 373-658 | | | | | | | | | | | | | |
| 420 | | | | | | | | | | | | | | | | | | | | | | | | | 1 | | |
| 440 | | | | | Brown | | | | | | | | | | | | | | | 0 | 1 | | | 0 | | 1 | |
| | | | | | | | | | | | | | | | | | | | | | | | | | | 2 | 1 |
| 460 | | | | | | | | | | | | | | | | | | | | | | | | | | 1 | 0 |
| | | | | | Grn | | | | | | | | | | | | | | | 1 | 0 | | | | | 0 | |
| | | | | | Brn | | | | | | | | | | | | | | | 0 | 1 | | | | | | |
| | | | | | Grn | | | | | | | | | | | | | | | 1 | 0 | | | | | | |
| 480 | | | | | | | | | | | | | | | | | | | | | | | | | 1 | | |
| | | | | | | | | | | | | | | | | | | | | | | | | | Tr | | |
| 500 | | | | | | | | | | | | | | | | 2 | | | | | | | | | | | |
| | | | | | | | | | | | | | | | | T | | | | | | | | | 0 | | |
| | | | | | | | | | | | | | | | | | | | | | | | | | Tr | | |
| | | | | | | | | | | | | | | | | 0 | | | | | | | | | | | |
| 520 | | | | | | | | | | | | | | | | 1 | | | | | | | | | | | |
| | | | | | | | | | | | | | | | | | | | | 0 | 2 | | | 0 | 0 | | |
| | | | | | | | | | | | | | | | | 2 | | | | | | | | | | | |
| | | | | | | | | | | | | | | | | T | | | | | | | | | | | |
| 540 | | | | | | | | | | | | | | | | | | | | Tr | 1 | | | | | | 1/0 |
| | | | | | | | | | | | | | | | | | | | | | | | | 1 | | | 1/0 |
| | | | | | | | | | | | | | | | | | | | | 1 | 0 | | | | | | |
| 560 | | | | | | | | | | | | | | | | | | | | | | | | | | | 1/0 |
| 580 | | | | | | | | | | | | | | | | | | | | | | | | | | | |
| | | | | | | | | | | | | | | | | | | | | 2 | | | | | 1 | | |
| 600 | | | | | | | | | | | | | | | | | | | | 1 | | | | | 0 | | |

# Newmont Gold Core Form

**Hole#** RS-D347-99
**Logged by** D.G. Mackarrow
**Date**
**Area**
**Coords**
**Az/Incl**
**Total Depth**
**Contractor**



| Footage | % Rec | RQD | Litho: Formation | Litho: Rock type | Litho: Color | Au oz/st | Ag oz/st | Graphic | Structure: Attitudes | Structure: fault | Structure: breccia | Structure: vein | Structure: gouge | Comments | Alteration: Silic | Alteration: argillic | Alteration: clay | Alteration: prop | Alteration: Sericite | Alteration: Chlorite | | Met.: FEOX | Met.: CO3 | Met.: Sulfide | Mineralogy: Pyrite | Mineralogy: Marcasite | Mineralogy: Calc/Dolo | Mineralogy: Clay |
|---|---|---|---|---|---|---|---|---|---|---|---|---|---|---|---|---|---|---|---|---|---|---|---|---|---|---|---|---|
| 600 | | | TC | Rhy Pcly | Pk Grn | | | | | | | | | Chocolate Porphyry | 0 | 1 | 0 | 0 | 0 | 1 | | | 0 | 0 | 1 | 0 | | 0 |
| | | | | | | | | | | | | | | 373-658 | | | | | | | | Tr | | | | | | |
| 620 | | | | | | | | | | | | | | | | | | | | | | | | | | | 1 | |
| | | | | | | | | | | | | | | | | | | | | | | | | | | | 0 | |
| | | | | | | | | | | | | | | | | | | | | | | | | | | | 1 | |
| | | | | | | | | | | | | | | | | | | | | | | 0 | | | | | | |
| 640 | | | | | | | | | | | | | | | | | | | | | | | | | | | | |
| | | | | | | | | | | | | | | TD 658 | | | | | | | | Tr | | | | | | |
| 660 | | | | | | | | | | | | | | | | | | | | | | | | | | | | |

xAMERICAN ASSAY LABORATORIES

# ANALYSIS REPORT SP053215

American Assay Laboratories

PO BOX 11530
RENO NV,USA
Ph.(775) 356-0606, Fax.(775) 356-1413

## NEWMONT GOLD COMPANY

COPIES TO : C. BALLEW
: R. VANCE
: K. ALLEN
:

CLIENT REFERENCE No: RS-D347-99 RECEIVED : 26 APR 1999

No. SAMPLES : 118 REPORTED : 14 MAY 1999

MAIN SAMPLE TYPE : DRILL CORE

NEVADA LEGISLATIVE DISCLAIMER :-
The results of this assay were based solely upon the content of the sample submitted. Any decision to invest should be made only after the potential investment value of the claim or deposit has been determined based on the results of assays of multiple samples of geological materials collected by the prospective investor or by a qualified person selected by him and based on an evaluation of all engineering data which is available concerning any proposed project.

| ANALYSIS | ANALYTICAL METHOD | QUALITY PARAMETER | UNIT | DETECTION |
|---|---|---|---|---|
| Au | FA30 | 15% | ppb | 5 |
| Au(R) | FA30 | 15% | ppb | 5 |
| Au(OZ) | FA30 | 15% | OPT | 0.001 |
| Au(RZ) | FA30 | 15% | OPT | 0.001 |
| Ag | D210 | 10% | ppm | 0.5 |
| Ag(OZ) | D210 | 10% | OPT | 0.02 |

SIGNATORY : Leonard E. Mackedon B.S.

AMERICAN ASSAY LABORATORIES

# ANALYSIS REPORT SP053215

American Assay Laboratories

CLIENT : NEWMONT GOLD COMPANY
PROJECT : ROSEBUD
REFERENCE : RS-D347-99

REPORTED : 14 MAY 1999

| SAMPLES | Au FA30 ppb | Au(R) FA30 ppb | Au(OZ) FA30 OPT | Au(RZ) FA30 OPT | Ag D210 ppm | Ag(OZ) D210 OPT |
|---|---|---|---|---|---|---|
| RS-D347-99 00-05 | 72 | | 0.002 | | 2.5 | 0.07 |
| RS-D347-99 05-8 | 72 | | 0.002 | | 1.8 | 0.05 |
| RS-D347-99 8-13 | 116 | | 0.003 | | 1.4 | 0.04 |
| RS-D347-99 13-18 | 62 | | 0.002 | | 1.8 | 0.05 |
| RS-D347-99 18-23 | 52 | | 0.002 | | 1.8 | 0.05 |
| RS-D347-99 23-28 | 27 | | <0.001 | | 1.1 | 0.03 |
| RS-D347-99 28-33 | 18 | | <0.001 | | 1.0 | 0.03 |
| RS-D347-99 33-38 | 40 | | 0.001 | | 1.5 | 0.04 |
| RS-D347-99 38.0-42.5 | 49 | | 0.001 | | 1.0 | 0.03 |
| RS-D347-99 42.5-47.5 | <5 | 6 | <0.001 | <0.001 | 1.1 | 0.03 |
| RS-D347-99 47.5-52.8 | 6 | | <0.001 | | 0.8 | 0.02 |
| RS-D347-99 52.8-55.3 | 433 | | 0.013 | | 1.8 | 0.05 |
| RS-D347-99 55.3-58.8 | 29 | | <0.001 | | 1.1 | 0.03 |
| RS-D347-99 58.8-63.0 | <5 | | <0.001 | | 1.2 | 0.04 |
| RS-D347-99 63.0-68.1 | <5 | | <0.001 | | 1.0 | 0.03 |
| RS-D347-99 68.1-73.0 | 20 | | <0.001 | | 0.9 | 0.03 |
| RS-D347-99 73-78 | <5 | | <0.001 | | 0.6 | <0.02 |
| RS-D347-99 78-83 | <5 | <5 | <0.001 | <0.001 | <0.5 | <0.02 |
| RS-D347-99 83-88 | <5 | | <0.001 | | 0.8 | 0.02 |
| RS-D347-99 88-93 | <5 | | <0.001 | | <0.5 | <0.02 |
| RS-D347-99 93.0-96.5 | <5 | | <0.001 | | <0.5 | <0.02 |
| RS-D347-99 96.5-100.5 | 89 | 110 | 0.003 | 0.003 | <0.5 | <0.02 |
| RS-D347-99 100.5-105.0 | <5 | | <0.001 | | <0.5 | <0.02 |
| RS-D347-99 105-109 | <5 | | <0.001 | | <0.5 | <0.02 |
| RS-D347-99 109-113 | <5 | | <0.001 | | <0.5 | <0.02 |

AMERICAN ASSAY LABORATORIES

# ANALYSIS REPORT SP053215

American Assay Laboratories

CLIENT : NEWMONT GOLD COMPANY
PROJECT : ROSEBUD
REFERENCE : RS-D347-99

REPORTED : 14 MAY 1999

| SAMPLES | Au FA30 ppb | Au(R) FA30 ppb | Au(OZ) FA30 OPT | Au(RZ) FA30 OPT | Ag D210 ppm | Ag(OZ) D210 OPT |
|---|---|---|---|---|---|---|
| RS-D347-99 113.0-117.6 | <5 | | <0.001 | | 0.6 | <0.02 |
| RS-D347-99 117.6-119.0 | 64 | | 0.002 | | 1.4 | 0.04 |
| RS-D347-99 119-123 | <5 | | <0.001 | | 0.8 | 0.02 |
| RS-D347-99 123-128 | <5 | | <0.001 | | 0.7 | 0.02 |
| RS-D347-99 128-133 | <5 | | <0.001 | | 0.6 | <0.02 |
| RS-D347-99 133-138 | <5 | | <0.001 | | 1.1 | 0.03 |
| RS-D347-99 138-143 | <5 | <5 | <0.001 | <0.001 | 0.8 | 0.02 |
| RS-D347-99 143-148 | <5 | | <0.001 | | 0.8 | 0.02 |
| RS-D347-99 148-153 | <5 | | <0.001 | | 0.6 | <0.02 |
| RS-D347-99 153-158 | <5 | | <0.001 | | <0.5 | <0.02 |
| RS-D347-99 158-163 | <5 | | <0.001 | | <0.5 | <0.02 |
| RS-D347-99 163-168 | <5 | | <0.001 | | 0.5 | <0.02 |
| RS-D347-99 168-173 | <5 | | <0.001 | | 0.6 | <0.02 |
| RS-D347-99 173-178 | 23 | | <0.001 | | 0.6 | <0.02 |
| RS-D347-99 178-183 | <5 | | <0.001 | | 0.6 | <0.02 |
| RS-D347-99 183-188 | <5 | | <0.001 | | 0.7 | 0.02 |
| RS-D347-99 188-193 | <5 | <5 | <0.001 | <0.001 | 0.8 | 0.02 |
| RS-D347-99 193-198 | <5 | | <0.001 | | 0.8 | 0.02 |
| RS-D347-99 198.0-203.5 | <5 | | <0.001 | | 0.8 | 0.02 |
| RS-D347-99 203.5-208.5 | 152 | | 0.004 | | 0.6 | <0.02 |
| RS-D347-99 208.5-213.0 | <5 | <5 | <0.001 | <0.001 | 0.7 | 0.02 |
| RS-D347-99 213-218 | 18 | | <0.001 | | 1.0 | 0.03 |
| RS-D347-99 218-223 | 16 | | <0.001 | | 1.0 | 0.03 |
| RS-D347-99 223-228 | 127 | | 0.004 | | 1.6 | 0.05 |
| RS-D347-99 228-233 | 43 | | 0.001 | | 1.5 | 0.04 |

AMERICAN ASSAY LABORATORIES

# ANALYSIS REPORT SP053215

American Assay Laboratories

CLIENT : NEWMONT GOLD COMPANY
PROJECT : ROSEBUD
REFERENCE : RS-D347-99

REPORTED : 14 MAY 1999

| SAMPLES | Au FA30 ppb | Au(R) FA30 ppb | Au(OZ) FA30 OPT | Au(RZ) FA30 OPT | Ag D210 ppm | Ag(OZ) D210 OPT |
|---|---|---|---|---|---|---|
| RS-D347-99 233-238 | 138 | | 0.004 | | 2.1 | 0.06 |
| RS-D347-99 238-243 | 48 | | 0.001 | | 1.4 | 0.04 |
| RS-D347-99 243-248 | 750 | | 0.022 | | 1.4 | 0.04 |
| RS-D347-99 248-253 | 37 | | 0.001 | | 1.0 | 0.03 |
| RS-D347-99 253-258 | 333 | | 0.010 | | 1.3 | 0.04 |
| RS-D347-99 258-263 | 114 | | 0.003 | | 1.1 | 0.03 |
| RS-D347-99 263.0-266.9 | 107 | | 0.003 | | 1.2 | 0.04 |
| RS-D347-99 266.9-269.0 | 44 | | 0.001 | | 1.4 | 0.04 |
| RS-D347-99 269-273 | <5 | | <0.001 | | 1.0 | 0.03 |
| RS-D347-99 273-278 | 8 | | <0.001 | | 0.9 | 0.03 |
| RS-D347-99 278-283 | 9 | | <0.001 | | 1.3 | 0.04 |
| RS-D347-99 283-288 | <5 | | <0.001 | | 1.2 | 0.04 |
| RS-D347-99 288.0-291.3 | <5 | | <0.001 | | 0.7 | 0.02 |
| RS-D347-99 291.3-294.0 | <5 | | <0.001 | | <0.5 | <0.02 |
| RS-D347-99 294.0-296.7 | <5 | | <0.001 | | <0.5 | <0.02 |
| RS-D347-99 296.7-298.0 | <5 | | <0.001 | | <0.5 | <0.02 |
| RS-D347-99 298.0-302.2 | <5 | | <0.001 | | <0.5 | <0.02 |
| RS-D347-99 302.2-304.0 | <5 | | <0.001 | | <0.5 | <0.02 |
| RS-D347-99 304-306 | 36 | | 0.001 | | 0.5 | <0.02 |
| RS-D347-99 306.0-309.5 | 550 | | 0.016 | | 0.9 | 0.03 |
| RS-D347-99 309.5-313.0 | 71 | | 0.002 | | 0.8 | 0.02 |
| RS-D347-99 313-316 | 83 | | 0.002 | | <0.5 | <0.02 |
| RS-D347-99 316.0-318.8 | <5 | | <0.001 | | <0.5 | <0.02 |
| RS-D347-99 318.8-321.5 | <5 | | <0.001 | | <0.5 | <0.02 |
| RS-D347-99 321.5-324.0 | <5 | | <0.001 | | <0.5 | <0.02 |

AMERICAN ASSAY LABORATORIES

# ANALYSIS REPORT SP053215

American Assay Laboratories

CLIENT : NEWMONT GOLD COMPANY
PROJECT : ROSEBUD
REFERENCE : RS-D347-99

REPORTED : 14 MAY 1999

| SAMPLES | Au FA30 ppb | Au(R) FA30 ppb | Au(OZ) FA30 OPT | Au(RZ) FA30 OPT | Ag D210 ppm | Ag(OZ) D210 OPT |
|---|---|---|---|---|---|---|
| RS-D347-99 324-328 | <5 | <5 | <0.001 | <0.001 | <0.5 | <0.02 |
| RS-D347-99 328-333 | <5 | | <0.001 | | <0.5 | <0.02 |
| RS-D347-99 333-338 | <5 | | <0.001 | | <0.5 | <0.02 |
| RS-D347-99 338.0-340.1 | <5 | <5 | <0.001 | <0.001 | <0.5 | <0.02 |
| RS-D347-99 340.1-343.0 | <5 | | <0.001 | | <0.5 | <0.02 |
| RS-D347-99 343-348 | <5 | | <0.001 | | 0.9 | 0.03 |
| RS-D347-99 348-353 | <5 | | <0.001 | | 0.7 | 0.02 |
| RS-D347-99 353.0-356.1 | <5 | | <0.001 | | 0.7 | 0.02 |
| RS-D347-99 356.1-359.4 | 45 | | 0.001 | | 1.0 | 0.03 |
| RS-D347-99 356.1-359.4B | 1022 | | 0.030 | | 0.9 | 0.03 |
| RS-D347-99 359.4-363.0 | 49 | | 0.001 | | 1.5 | 0.04 |
| RS-D347-99 363-368 | 174 | | 0.005 | | 2.0 | 0.06 |
| RS-D347-99 368-371 | 204 | | 0.006 | | 2.6 | 0.08 |
| RS-D347-99 371-373 | | SAMPLE NOT RECEIVED | | | | |
| RS-D347-99 373-376 | 69 | | 0.002 | | 1.2 | 0.04 |
| RS-D347-99 376-379 | 51 | | 0.001 | | 1.1 | 0.03 |
| RS-D347-99 379-383 | 49 | | 0.001 | | 1.5 | 0.04 |
| RS-D347-99 383-388 | 32 | | <0.001 | | 1.1 | 0.03 |
| RS-D347-99 388-391 | <5 | | <0.001 | | <0.5 | <0.02 |
| RS-D347-99 391-394 | <5 | <5 | <0.001 | <0.001 | <0.5 | <0.02 |
| RS-D347-99 394-396 | <5 | | <0.001 | | <0.5 | <0.02 |
| RS-D347-99 396-398 | <5 | | <0.001 | | 0.7 | 0.02 |
| RS-D347-99 398.0-401.5 | <5 | | <0.001 | | 1.6 | 0.05 |
| RS-D347-99 401.5-404.5 | <5 | | <0.001 | | 2.5 | 0.07 |
| RS-D347-99 404.5-410.0 | <5 | | <0.001 | | 1.1 | 0.03 |

AMERICAN ASSAY LABORATORIES

# ANALYSIS REPORT SP053215

American Assay Laboratories

CLIENT : NEWMONT GOLD COMPANY
PROJECT : ROSEBUD
REFERENCE : RS-D347-99

REPORTED : 14 MAY 1999

| SAMPLES | Au FA30 ppb | Au(R) FA30 ppb | Au(OZ) FA30 OPT | Au(RZ) FA30 OPT | Ag D210 ppm | Ag(OZ) D210 OPT |
|---|---|---|---|---|---|---|
| RS-D347-99 410.0-413.5 | <5 | | <0.001 | | 1.0 | 0.03 |
| RS-D347-99 413.5-416.5 | <5 | | <0.001 | | 4.4 | 0.13 |
| RS-D347-99 416.5-421.0 | <5 | | <0.001 | | 3.3 | 0.10 |
| RS-D347-99 421-424 | <5 | | <0.001 | | 1.8 | 0.05 |
| RS-D347-99 424-428 | <5 | | <0.001 | | 1.3 | 0.04 |
| RS-D347-99 428-433 | <5 | | <0.001 | | 0.6 | <0.02 |
| RS-D347-99 433-438 | <5 | | <0.001 | | 0.8 | 0.02 |
| RS-D347-99 438.0-441.4 | <5 | | <0.001 | | 0.5 | <0.02 |
| RS-D347-99 441.4-445.0 | <5 | <5 | <0.001 | <0.001 | 0.5 | <0.02 |
| RS-D347-99 445-448 | <5 | | <0.001 | | 0.5 | <0.02 |
| RS-D347-99 448-453 | <5 | | <0.001 | | <0.5 | <0.02 |
| RS-D347-99 453.0-455.4 | <5 | | <0.001 | | <0.5 | <0.02 |
| RS-D347-99 455.4-458.0 | <5 | | <0.001 | | <0.5 | <0.02 |
| RS-D347-99 458-463 | <5 | <5 | <0.001 | <0.001 | <0.5 | <0.02 |
| RS-D347-99 463-468 | <5 | | <0.001 | | <0.5 | <0.02 |
| RS-D347-99 468.0-471.3 | <5 | | <0.001 | | <0.5 | <0.02 |
| RS-D347-99 471.3-475.0 | <5 | | <0.001 | | 0.5 | <0.02 |
| RS-D347-99 475.0-476.3 | <5 | | <0.001 | | <0.5 | <0.02 |
| RS-D347-99 476.3-478.0 | <5 | | <0.001 | | 1.0 | 0.03 |

# AMERICAN ASSAY LABORATORIES

## AAL 01-2 ICP PACKAGE DETECTION LIMITS

| ELEMENT | Ag | Al | As | B | Ba | Bi | Ca | Cd | Co | Cr | Cu | Fe | Hg | K | La | Mg | Mn | Mo | Na | Ni | P | Pb | Sb | Se | Sr | Th | Ti | U | V | W | Zn |
|---|---|---|---|---|---|---|---|---|---|---|---|---|---|---|---|---|---|---|---|---|---|---|---|---|---|---|---|---|---|---|---|
| SAMPLES | ppm | % | ppm | ppm | ppm | ppm | % | ppm | ppm | ppm | ppm | % | ppb | % | ppm | % | ppm | ppm | % | ppm | % | ppm | ppm | ppm | ppm | ppm | % | ppm | ppm | ppm | ppm |
| | 0.3 | 0.01 | 2 | 3 | 1 | 3 | 0.01 | 0.2 | 1 | 1 | 1 | 0.01 | 10 | 0.01 | 1 | 0.01 | 2 | 1 | 0.01 | 1 | 0.001 | 3 | 3 | 0.1 | 1 | 2 | 0.01 | 8 | 1 | 2 | 1 |

0.500 GRAMS OF PULP IS DIGESTED WITH HYDROCHLORIC AND NITRIC ACID AT 95 DEGREE CENTIGRADE FOR ONE HOUR.
DIGEST IS PARTIAL FOR B, Ba, Ca, Cr, Fe, La, Mg, Mn, Sr, Ti AND W.
DIGEST IS LIMITED FOR Al, K AND Na.

| | |
|---|---|
| CLIENT: | *NEWMONT GOLD COMPANY* |
| CLIENT REF: | ROSEBUD EXPLORATION |
| AAL REF: | SP053215 |
| METHOD: | AAL 01-2 + Se |

AMERICAN ASSAY LABORATORIES
1500 GLENDALE AVE.
SPARKS, NV 89431
PHONE: (775) 356-0606
FAX: (775) 356-1413

| ELEMENT SAMPLES | Ag ppm | Al % | As ppm | B ppm | Ba ppm | Bi ppm | Ca % | Cd ppm | Co ppm | Cr ppm | Cu ppm | Fe % | Hg ppb | K % | La ppm | Mg % | Mn ppm | Mo ppm | Na % | Ni ppm | P % | Pb ppm | Sb ppm | Se ppm | Sr ppm | Th ppm | Ti % | U ppm | V ppm | W ppm | Zn ppm |
|---|---|---|---|---|---|---|---|---|---|---|---|---|---|---|---|---|---|---|---|---|---|---|---|---|---|---|---|---|---|---|---|
| RS-D347-99 0-23 | 2.4 | 0.44 | 75 | < 3 | 27 | < 3 | 0.17 | 0.2 | 1 | 7 | 6 | 1.97 | 132 | 0.26 | 54 | 0.02 | 164 | 2 | 0.01 | 3 | 0.007 | 28 | 5 | 10.29 | 18 | 13 | < .01 | < 8 | 1 | < 2 | 81 |
| RS-D347-99 23-42.5 | 2.3 | 0.43 | 40 | 3 | 22 | 3 | 0.22 | < .2 | 1 | 9 | 7 | 1.64 | 6 | 0.27 | 59 | 0.02 | 270 | 3 | 0.02 | 2 | 0.006 | 23 | 7 | 7.09 | 19 | 14 | < .01 | < 8 | 1 | < 2 | 54 |
| RS-D347-99 42.5-63 | 1.6 | 0.4 | 19 | < 3 | 28 | < 3 | 0.54 | < .2 | 1 | 9 | 5 | 1.28 | < 5 | 0.24 | 61 | 0.02 | 599 | 2 | 0.03 | 2 | 0.006 | 21 | 3 | 3.75 | 32 | 13 | < .01 | < 8 | 1 | < 2 | 43 |
| RS-D347-99 63-83 | 1.6 | 0.44 | 21 | 4 | 18 | < 3 | 1.02 | < .2 | 1 | 4 | 4 | 1.72 | < 5 | 0.23 | 56 | 0.02 | 1473 | 3 | 0.03 | 1 | 0.007 | 26 | 4 | 2.63 | 45 | 12 | < .01 | < 8 | 1 | < 2 | 46 |
| RS-D347-99 83-105 | 1.6 | 0.52 | 19 | 4 | 20 | 3 | 0.15 | < .2 | 1 | 5 | 4 | 1.48 | 23 | 0.26 | 68 | 0.02 | 358 | 2 | 0.02 | 1 | 0.008 | 23 | 6 | 0.44 | 16 | 16 | < .01 | < 8 | 2 | < 2 | 31 |
| RS-D347-99 105-123 | 1.6 | 0.46 | 20 | < 3 | 81 | < 3 | 0.15 | 0.5 | < 1 | 6 | 4 | 1.28 | 14 | 0.25 | 71 | 0.02 | 164 | 2 | 0.03 | 1 | 0.008 | 31 | 5 | 3.02 | 23 | 15 | < .01 | < 8 | 1 | < 2 | 45 |
| RS-D347-99 123-143 | 2.3 | 0.45 | 22 | 4 | 30 | 3 | 0.11 | < .2 | 1 | 6 | 4 | 1.5 | 7 | 0.21 | 69 | 0.01 | 151 | 3 | 0.03 | 3 | 0.008 | 29 | 8 | 3.26 | 14 | 16 | < .01 | < 8 | 1 | < 2 | 55 |
| RS-D347-99 143-163 | 0.8 | 0.4 | 18 | < 3 | 19 | < 3 | 0.12 | 0.3 | < 1 | 6 | 4 | 1.19 | 11 | 0.18 | 78 | 0.01 | 131 | 3 | 0.02 | 2 | 0.009 | 34 | 9 | 1.95 | 16 | 16 | < .01 | < 8 | 1 | < 2 | 48 |
| RS-D347-99 163-183 | 2.2 | 0.37 | 24 | 5 | 22 | < 3 | 0.1 | < .2 | 1 | 5 | 4 | 1.19 | 6 | 0.19 | 68 | 0.01 | 146 | 1 | 0.03 | 2 | 0.009 | 24 | 6 | 2.57 | 14 | 16 | < .01 | < 8 | 1 | < 2 | 50 |
| RS-D347-99 183-203.5 | 1.5 | 0.35 | 19 | < 3 | 21 | < 3 | 0.12 | < .2 | < 1 | 4 | 5 | 1.28 | < 5 | 0.2 | 72 | 0.01 | 170 | 1 | 0.03 | 2 | 0.01 | 25 | 5 | 3.99 | 18 | 15 | < .01 | < 8 | 1 | < 2 | 55 |
| RS-D347-99 203.5-223 | 2.5 | 0.35 | 24 | 5 | 21 | < 3 | 0.36 | 0.2 | 1 | 6 | 4 | 1.44 | 5 | 0.2 | 61 | 0.02 | 420 | 2 | 0.03 | 1 | 0.009 | 21 | 8 | 5.17 | 25 | 13 | < .01 | < 8 | 2 | < 2 | 55 |
| RS-D347-99 223-243 | 2.5 | 0.39 | 46 | 3 | 86 | < 3 | 0.33 | 1.1 | 1 | 4 | 6 | 1.52 | 6 | 0.24 | 56 | 0.02 | 247 | 2 | 0.03 | 1 | 0.009 | 23 | 8 | 8.07 | 32 | 10 | < .01 | < 8 | 2 | < 2 | 50 |
| RS-D347-99 243-263 | 2.5 | 0.34 | 35 | < 3 | 135 | < 3 | 0.17 | < .2 | 1 | 7 | 4 | 1.12 | 5 | 0.22 | 65 | 0.01 | 144 | 1 | 0.03 | 1 | 0.009 | 23 | 5 | 5.76 | 28 | 12 | < .01 | < 8 | < 1 | < 2 | 38 |
| RS-D347-99 263-278 | 2.1 | 0.33 | 30 | < 3 | 23 | < 3 | 0.12 | 0.2 | 1 | 5 | 4 | 1.33 | 7 | 0.21 | 65 | 0.01 | 128 | 1 | 0.02 | 1 | 0.011 | 28 | 4 | 5.75 | 24 | 12 | < .01 | < 8 | 1 | < 2 | 35 |
| RS-D347-99 278-291.3 | 1.7 | 0.32 | 30 | < 3 | 93 | 4 | 1.27 | 0.3 | 1 | 3 | 5 | 1.38 | < 5 | 0.23 | 48 | 0.01 | 577 | 2 | 0.03 | 1 | 0.008 | 24 | 4 | 4.92 | 57 | 9 | < .01 | < 8 | 1 | < 2 | 43 |
| RS-D347-99 291.3-313 | 0.7 | 0.67 | 27 | < 3 | 28 | < 3 | 1.27 | 0.7 | 2 | 8 | 8 | 1.99 | 170 | 0.32 | 41 | 0.05 | 894 | 2 | 0.03 | 6 | 0.018 | 31 | 3 | 3.91 | 83 | 8 | < .01 | < 8 | 2 | < 2 | 55 |
| RS-D347-99 313-333 | 1 | 0.79 | 20 | < 3 | 26 | 3 | 1.7 | 0.4 | 3 | 7 | 9 | 1.21 | 414 | 0.4 | 47 | 0.07 | 1111 | 3 | 0.02 | 9 | 0.033 | 21 | < 3 | 0.9 | 112 | 9 | < .01 | < 8 | 4 | < 2 | 69 |
| RS-D347-99 333-348 | 1.8 | 0.73 | 28 | 3 | 285 | < 3 | 1.52 | 0.5 | 2 | 5 | 7 | 1.35 | 156 | 0.43 | 49 | 0.06 | 922 | < 1 | 0.03 | 3 | 0.026 | 26 | 3 | 2.16 | 129 | 9 | < .01 | < 8 | 3 | < 2 | 66 |
| RS-D347-99 348-359.4 | 0.9 | 0.63 | 36 | < 3 | 56 | < 3 | 0.22 | 0.3 | 3 | 5 | 9 | 1.76 | 168 | 0.35 | 51 | 0.03 | 136 | 1 | 0.03 | 5 | 0.026 | 25 | 4 | 4.34 | 65 | 9 | < .01 | < 8 | 2 | < 2 | 72 |
| RS-D347-99 359.4-371 | 2.7 | 0.41 | 33 | 4 | 57 | < 3 | 0.19 | 0.4 | 2 | 3 | 122 | 1.09 | 75 | 0.27 | 22 | 0.02 | 100 | 19 | 0.01 | 2 | 0.015 | 22 | 5 | 4.62 | 64 | 5 | < .01 | < 8 | 2 | < 2 | 72 |
| RS-D347-99 373-391 | 0.5 | 0.63 | 58 | < 3 | 25 | < 3 | 0.35 | 1.1 | 1 | 3 | 19 | 2.63 | 61 | 0.37 | 33 | 0.03 | 176 | 6 | 0.02 | 1 | 0.045 | 38 | 6 | 2.36 | 113 | 10 | < .01 | < 8 | 1 | < 2 | 78 |
| RS-D347-99 391-404.5 | 2 | 0.96 | 27 | 5 | 211 | < 3 | 1.22 | 0.8 | 1 | 2 | 9 | 2.13 | 12 | 0.33 | 38 | 0.06 | 953 | 4 | 0.02 | 1 | 0.049 | 38 | 4 | 1.03 | 155 | 12 | < .01 | < 8 | 5 | < 2 | 47 |
| RS-D347-99 404.5-424 | 1.5 | 1.03 | 29 | < 3 | 273 | < 3 | 0.37 | < .2 | 1 | 2 | 5 | 2.11 | 6 | 0.37 | 38 | 0.04 | 657 | 2 | 0.03 | 1 | 0.051 | 29 | 3 | 2.07 | 125 | 12 | < .01 | < 8 | 2 | < 2 | 38 |
| RS-D347-99 424-441.4 | 1.3 | 1.05 | 36 | 8 | 271 | < 3 | 0.82 | 0.5 | 2 | 3 | 5 | 2.48 | 9 | 0.38 | 37 | 0.05 | 824 | < 1 | 0.03 | 1 | 0.046 | 39 | 6 | 1.2 | 107 | 12 | < .01 | < 8 | 5 | < 2 | 63 |
| RS-D347-99 441.4-458 | < .3 | 0.61 | 2 | < 3 | 46 | < 3 | 1.76 | 0.4 | 1 | 2 | 3 | 2.27 | < 5 | 0.43 | 37 | 0.03 | 1055 | 1 | 0.03 | 1 | 0.044 | 26 | < 3 | < .10 | 165 | 11 | 0.03 | < 8 | 9 | < 2 | 33 |
| RS-D347-99 458-478 | 2 | 0.9 | 16 | 5 | 31 | < 3 | 1.61 | 0.5 | 1 | 4 | 6 | 2.77 | 5 | 0.47 | 43 | 0.04 | 1111 | 2 | 0.03 | 1 | 0.056 | 43 | 5 | 0.93 | 160 | 16 | 0.01 | 8 | 11 | 2 | 40 |
| STANDARD C3 | 5.3 | 1.86 | 61 | 20 | 145 | 19 | 0.56 | 23.4 | 12 | 168 | 65 | 3.33 | 938 | 0.16 | 19 | 0.57 | 820 | 25 | 0.04 | 35 | 0.087 | 31 | 14 | 1.45 | 29 | 21 | 0.09 | 20 | 78 | 14 | 158 |
| STANDARD G-2 | 0.6 | 0.95 | < 2 | 6 | 238 | < 3 | 0.65 | 0.2 | 4 | 85 | 4 | 2.04 | < 5 | 0.49 | 8 | 0.56 | 589 | 2 | 0.08 | 7 | 0.095 | 6 | < 3 | 0.15 | 74 | 5 | 0.13 | < 8 | 41 | 2 | 38 |

xAMERICAN ASSAY LABORATORIES

# ANALYSIS REPORT SP053255

American Assay Laboratories

PO BOX 11530
RENO NV,USA
Ph.(775) 356-0606, Fax.(775) 356-1413

## NEWMONT GOLD COMPANY

COPIES TO : C. BALLEW

: R. VANCE

: K. ALLEN

:

CLIENT REFERENCE No: RS-D347-99 RECEIVED : 28 APR 1999

No. SAMPLES : 46 REPORTED : 16 MAY 1999

MAIN SAMPLE TYPE : DRILL CORE

NEVADA LEGISLATIVE DISCLAIMER :-
The results of this assay were based solely upon the content of the sample submitted. Any decision to invest should be made only after the potential investment value of the claim or deposit has been determined based on the results of assays of multiple samples of geological materials collected by the prospective investor or by a qualified person selected by him and based on an evaluation of all engineering data which is available concerning any proposed project.

| ANALYSIS | ANALYTICAL METHOD | QUALITY PARAMETER | UNIT | DETECTION |
|---|---|---|---|---|
| Au | FA30 | 15% | ppb | 5 |
| Au(R) | FA30 | 15% | ppb | 5 |
| Au(OZ) | FA30 | 15% | OPT | 0.001 |
| Au(RZ) | FA30 | 15% | OPT | 0.001 |
| Ag | D210 | 10% | ppm | 0.5 |
| Ag(OZ) | D210 | 10% | OPT | 0.02 |

SIGNATORY : Leonard E. Mackedon B.S.

AMERICAN ASSAY LABORATORIES

# ANALYSIS REPORT SP053255

American Assay Laboratories

CLIENT : NEWMONT GOLD COMPANY
PROJECT : ROSEBUD
REFERENCE : RS-D347-99

REPORTED : 16 MAY 1999

| SAMPLES | Au FA30 ppb | Au(R) FA30 ppb | Au(OZ) FA30 OPT | Au(RZ) FA30 OPT | Ag D210 ppm | Ag(OZ) D210 OPT |
|---|---|---|---|---|---|---|
| RS-D347-99 478-483 | 104 | | 0.003 | | 3.1 | 0.09 |
| RS-D347-99 483-488 | 5 | | <0.001 | | 1.3 | 0.04 |
| RS-D347-99 488.0-490.7 | <5 | <5 | <0.001 | <0.001 | 0.8 | 0.02 |
| RS-D347-99 490.7-494.0 | <5 | | <0.001 | | 0.6 | <0.02 |
| RS-D347-99 494-498 | <5 | | <0.001 | | 1.2 | 0.04 |
| RS-D347-99 498-503 | 7 | | <0.001 | | 1.9 | 0.06 |
| RS-D347-99 503-508 | 19 | | <0.001 | | 2.7 | 0.08 |
| RS-D347-99 508-513 | 116 | | 0.003 | | 2.8 | 0.08 |
| RS-D347-99 513-518 | 7 | | <0.001 | | 1.5 | 0.04 |
| RS-D347-99 518-523 | 14 | | <0.001 | | 1.4 | 0.04 |
| RS-D347-99 523.0-528.5 | 6 | | <0.001 | | <0.5 | <0.02 |
| RS-D347-99 528.5-533.0 | <5 | | <0.001 | | <0.5 | <0.02 |
| RS-D347-99 533-538 | <5 | <5 | <0.001 | <0.001 | <0.5 | <0.02 |
| RS-D347-99 538-542 | <5 | | <0.001 | | <0.5 | <0.02 |
| RS-D347-99 542-545 | <5 | | <0.001 | | <0.5 | <0.02 |
| RS-D347-99 545-548 | <5 | | <0.001 | | <0.5 | <0.02 |
| RS-D347-99 548-553 | <5 | | <0.001 | | <0.5 | <0.02 |
| RS-D347-99 553-556 | <5 | | <0.001 | | 0.5 | <0.02 |
| RS-D347-99 556-558 | <5 | | <0.001 | | 0.6 | <0.02 |
| RS-D347-99 558-563 | <5 | | <0.001 | | <0.5 | <0.02 |
| RS-D347-99 563-568 | <5 | | <0.001 | | <0.5 | <0.02 |
| RS-D347-99 568.0-569.5 | <5 | | <0.001 | | <0.5 | <0.02 |
| RS-D347-99 569.5-573.0 | 5 | | <0.001 | | 2.0 | 0.06 |
| RS-D347-99 573-578 | <5 | | <0.001 | | 0.7 | 0.02 |
| RS-D347-99 578-583 | <5 | | <0.001 | | <0.5 | <0.02 |

AMERICAN ASSAY LABORATORIES

# ANALYSIS REPORT SP053255

American Assay Laboratories

CLIENT : NEWMONT GOLD COMPANY
PROJECT : ROSEBUD
REFERENCE : RS-D347-99

REPORTED : 16 MAY 1999

| SAMPLES | Au FA30 ppb | Au(R) FA30 ppb | Au(OZ) FA30 OPT | Au(RZ) FA30 OPT | Ag D210 ppm | Ag(OZ) D210 OPT |
|---|---|---|---|---|---|---|
| RS-D347-99 583-588 | <5 | | <0.001 | | 0.5 | <0.02 |
| RS-D347-99 588-592 | <5 | | <0.001 | | 0.6 | <0.02 |
| RS-D347-99 592-594 | <5 | | <0.001 | | 0.7 | 0.02 |
| RS-D347-99 594-595 | 919 | | 0.027 | | 4.7 | 0.14 |
| RS-D347-99 595-598 | <5 | | <0.001 | | 0.6 | <0.02 |
| RS-D347-99 595-598B | 104 | 110 | 0.003 | 0.003 | <0.5 | <0.02 |
| RS-D347-99 598-603 | <5 | | <0.001 | | 0.5 | <0.02 |
| RS-D347-99 603.0-604.6 | <5 | <5 | <0.001 | <0.001 | <0.5 | <0.02 |
| RS-D347-99 604.6-608.0 | <5 | | <0.001 | | <0.5 | <0.02 |
| RS-D347-99 608-613 | <5 | | <0.001 | | 0.7 | 0.02 |
| RS-D347-99 613-618 | <5 | | <0.001 | | <0.5 | <0.02 |
| RS-D347-99 618-623 | <5 | | <0.001 | | <0.5 | <0.02 |
| RS-D347-99 623-628 | <5 | <5 | <0.001 | <0.001 | <0.5 | <0.02 |
| RS-D347-99 628-633 | <5 | | <0.001 | | <0.5 | <0.02 |
| RS-D347-99 633-638 | <5 | | <0.001 | | 0.6 | <0.02 |
| RS-D347-99 638-643 | <5 | | <0.001 | | <0.5 | <0.02 |
| RS-D347-99 643-645 | <5 | | <0.001 | | <0.5 | <0.02 |
| RS-D347-99 645-648 | <5 | | <0.001 | | <0.5 | <0.02 |
| RS-D347-99 648-650 | <5 | | <0.001 | | <0.5 | <0.02 |
| RS-D347-99 650-653 | <5 | | <0.001 | | <0.5 | <0.02 |
| RS-D347-99 653-658 | <5 | | <0.001 | | <0.5 | <0.02 |

# AMERICAN ASSAY LABORATORIES

## AAL 01-2 ICP PACKAGE DETECTION LIMITS

| ELEMENT | Ag | Al | As | B | Ba | Bi | Ca | Cd | Co | Cr | Cu | Fe | Hg | K | La | Mg | Mn | Mo | Na | Ni | P | Pb | Sb | Se | Sr | Th | Ti | U | V | W | Zn |
|---|---|---|---|---|---|---|---|---|---|---|---|---|---|---|---|---|---|---|---|---|---|---|---|---|---|---|---|---|---|---|---|
| SAMPLES | ppm | % | ppm | ppm | ppm | ppm | % | ppm | ppm | ppm | ppm | % | ppb | % | ppm | % | ppm | ppm | % | ppm | % | ppm | ppm | ppm | ppm | ppm | % | ppm | ppm | ppm | ppm |
| | 0.3 | 0.01 | 2 | 3 | 1 | 3 | 0.01 | 0.2 | 1 | 1 | 1 | 0.01 | 10 | 0.01 | 1 | 0.01 | 2 | 1 | 0.01 | 1 | 0.001 | 3 | 3 | 0.1 | 1 | 2 | 0.01 | 8 | 1 | 2 | 1 |

0.500 GRAMS OF PULP IS DIGESTED WITH HYDROCHLORIC AND NITRIC ACID AT 95 DEGREE CENTIGRADE FOR ONE HOUR.
DIGEST IS PARTIAL FOR B, Ba, Ca, Cr, Fe, La, Mg, Mn, Sr, Ti AND W.
DIGEST IS LIMITED FOR Al, K AND Na.

| | |
|---|---|
| CLIENT: | *NEWMONT GOLD COMPANY* |
| CLIENT REF: | ROSEBUD EXPLORATION |
| AAL REF: | SP053255 |
| METHOD: | AAL 01-2 + Se |

AMERICAN ASSAY LABORATORIES
1500 GLENDALE AVE.
SPARKS, NV 89431
PHONE: (775) 356-0606
FAX: (775) 356-1413

| ELEMENT SAMPLES | Ag ppm | Al % | As ppm | B ppm | Ba ppm | Bi ppm | Ca % | Cd ppm | Co ppm | Cr ppm | Cu ppm | Fe % | Hg ppb | K % | La ppm | Mg % | Mn ppm | Mo ppm | Na % | Ni ppm | P % | Pb ppm | Sb ppm | Se ppm | Sr ppm | Th ppm | Ti % | U ppm | V ppm | W ppm | Zn ppm |
|---|---|---|---|---|---|---|---|---|---|---|---|---|---|---|---|---|---|---|---|---|---|---|---|---|---|---|---|---|---|---|---|
| RS-D347-99 478-498 | 2.1 | 1.08 | 47 | < 3 | 19 | < 3 | 0.6 | 0.2 | 1 | 1 | 6 | 2.69 | 26 | 0.35 | 45 | 0.06 | 847 | 9 | 0.03 | 1 | 0.06 | 43 | 3 | 2.17 | 115 | 15 | < .01 | < 8 | 6 | < 2 | 53 |
| RS-D347-99 498-518 | 3 | 1.05 | 60 | < 3 | 23 | < 3 | 0.74 | 0.8 | 1 | 1 | 9 | 2.99 | 54 | 0.37 | 45 | 0.06 | 692 | 3 | 0.03 | < 1 | 0.047 | 47 | 5 | 5.23 | 147 | 15 | < .01 | < 8 | 3 | < 2 | 77 |
| RS-D347-99 518-538 | 0.4 | 0.72 | 13 | < 3 | 26 | < 3 | 1.82 | 0.5 | 1 | 2 | 5 | 2.28 | 32 | 0.37 | 39 | 0.04 | 1138 | 2 | 0.02 | < 1 | 0.016 | 29 | 3 | 1.33 | 186 | 13 | 0.01 | < 8 | 6 | < 2 | 40 |
| RS-D347-99 538-558 | 0.7 | 0.86 | 6 | < 3 | 468 | < 3 | 1.2 | 0.2 | 1 | 3 | 5 | 2.14 | 37 | 0.36 | 34 | 0.04 | 1024 | 1 | 0.02 | 1 | 0.021 | 30 | 3 | 0.4 | 147 | 11 | < .01 | < 8 | 5 | < 2 | 51 |
| RS-D347-99 558-578 | 0.8 | 0.9 | 17 | < 3 | 165 | < 3 | 0.37 | 0.2 | 1 | 3 | 6 | 2.11 | 26 | 0.39 | 30 | 0.04 | 563 | 1 | 0.01 | 1 | 0.011 | 27 | 5 | 1.09 | 118 | 11 | < .01 | < 8 | 6 | < 2 | 57 |
| RS-D347-99 578-598 | 1.4 | 0.96 | 23 | 3 | 73 | < 3 | 0.26 | < .2 | 2 | 5 | 6 | 2.42 | 42 | 0.37 | 29 | 0.04 | 548 | 4 | 0.01 | 1 | 0.009 | 31 | 5 | 2.82 | 115 | 11 | < .01 | < 8 | 2 | < 2 | 75 |
| RS-D347-99 598-618 | < .3 | 0.88 | 16 | < 3 | 153 | < 3 | 0.26 | 0.3 | 2 | 2 | 6 | 2.15 | 59 | 0.39 | 30 | 0.03 | 543 | 1 | 0.01 | < 1 | 0.009 | 25 | < 3 | 0.64 | 118 | 11 | < .01 | < 8 | 6 | < 2 | 68 |
| RS-D347-99 638-658 | < .3 | 0.84 | 9 | < 3 | 279 | < 3 | 0.34 | < .2 | 2 | 3 | 3 | 1.79 | 40 | 0.4 | 31 | 0.03 | 431 | 1 | 0.01 | 1 | 0.03 | 25 | < 3 | 0.42 | 133 | 10 | < .01 | < 8 | 1 | < 2 | 73 |

CLIENT: *NEWMONT GOLD COMPANY*
CLIENT REF: ROSEBUD EXPLORATION
AAL REF: SP053215
METHOD: AAL 01-2 + Se

AMERICAN ASSAY LABORATORIES
1500 GLENDALE AVE.
SPARKS, NV 89431
PHONE: (775) 356-0606
FAX: (775) 356-1413

| ELEMENT SAMPLES | Ag ppm | Al % | As ppm | B ppm | Ba ppm | Bi ppm | Ca % | Cd ppm | Co ppm | Cr ppm | Cu ppm | Fe % | Hg ppb | K % | La ppm | Mg % | Mn ppm | Mo ppm | Na % | Ni ppm | P % | Pb ppm | Sb ppm | Se ppm | Sr ppm | Th ppm | Ti % | U ppm | V ppm | W ppm | Zn ppm |
|---|---|---|---|---|---|---|---|---|---|---|---|---|---|---|---|---|---|---|---|---|---|---|---|---|---|---|---|---|---|---|---|
| RS-D347-99 0-23 | 2.4 | 0.44 | 75 | < 3 | 27 | < 3 | 0.17 | 0.2 | 1 | 7 | 6 | 1.97 | 132 | 0.26 | 54 | 0.02 | 164 | 2 | 0.01 | 3 | 0.007 | 28 | 5 | 10.29 | 18 | 13 | < .01 | < 8 | 1 | < 2 | 81 |
| RS-D347-99 23-42.5 | 2.3 | 0.43 | 40 | 3 | 22 | 3 | 0.22 | < .2 | 1 | 9 | 7 | 1.64 | 6 | 0.27 | 59 | 0.02 | 270 | 3 | 0.02 | 2 | 0.006 | 23 | 7 | 7.09 | 19 | 14 | < .01 | < 8 | 1 | < 2 | 54 |
| RS-D347-99 42.5-63 | 1.6 | 0.4 | 19 | < 3 | 28 | < 3 | 0.54 | < .2 | 1 | 8 | 5 | 1.28 | < 5 | 0.24 | 61 | 0.02 | 599 | 2 | 0.03 | 2 | 0.006 | 21 | 3 | 3.75 | 32 | 13 | < .01 | < 8 | 1 | < 2 | 43 |
| RS-D347-99 63-83 | 1.6 | 0.44 | 21 | 4 | 18 | < 3 | 1.02 | < .2 | 1 | 4 | 4 | 1.72 | < 5 | 0.23 | 56 | 0.02 | 1473 | 3 | 0.03 | 1 | 0.007 | 26 | 4 | 2.63 | 45 | 12 | < .01 | < 8 | 1 | < 2 | 46 |
| RS-D347-99 83-105 | 1.6 | 0.52 | 19 | 4 | 20 | 3 | 0.15 | < .2 | 1 | 5 | 4 | 1.48 | 23 | 0.26 | 68 | 0.02 | 358 | 2 | 0.02 | 1 | 0.008 | 23 | 6 | 0.44 | 16 | 16 | < .01 | < 8 | 2 | < 2 | 31 |
| RS-D347-99 105-123 | 1.6 | 0.46 | 20 | < 3 | 81 | < 3 | 0.15 | 0.5 | < 1 | 6 | 4 | 1.28 | 14 | 0.25 | 71 | 0.02 | 164 | 2 | 0.03 | 1 | 0.008 | 31 | 5 | 3.02 | 23 | 15 | < .01 | < 8 | 1 | < 2 | 45 |
| RS-D347-99 123-143 | 2.3 | 0.45 | 22 | 4 | 30 | 3 | 0.11 | < .2 | 1 | 6 | 4 | 1.5 | 7 | 0.21 | 69 | 0.01 | 151 | 3 | 0.03 | 3 | 0.008 | 29 | 8 | 3.26 | 14 | 16 | < .01 | < 8 | 1 | < 2 | 55 |
| RS-D347-99 143-163 | 0.8 | 0.4 | 18 | < 3 | 19 | < 3 | 0.12 | 0.3 | < 1 | 6 | 4 | 1.19 | 11 | 0.18 | 78 | 0.01 | 131 | 3 | 0.02 | 2 | 0.009 | 34 | 9 | 1.95 | 16 | 16 | < .01 | < 8 | 1 | < 2 | 48 |
| RS-D347-99 163-183 | 2.2 | 0.37 | 24 | 5 | 22 | < 3 | 0.1 | < .2 | 1 | 5 | 4 | 1.19 | 6 | 0.19 | 68 | 0.01 | 146 | 1 | 0.03 | 2 | 0.009 | 24 | 6 | 2.57 | 14 | 16 | < .01 | < 8 | 1 | < 2 | 50 |
| RS-D347-99 183-203.5 | 1.5 | 0.35 | 19 | < 3 | 21 | < 3 | 0.12 | < .2 | < 1 | 4 | 5 | 1.28 | < 5 | 0.2 | 72 | 0.01 | 170 | 1 | 0.03 | 2 | 0.01 | 25 | 5 | 3.99 | 18 | 15 | < .01 | < 8 | 1 | < 2 | 55 |
| RS-D347-99 203.5-223 | 2.5 | 0.35 | 24 | 5 | 21 | < 3 | 0.36 | 0.2 | 1 | 6 | 4 | 1.44 | 5 | 0.2 | 61 | 0.02 | 420 | 2 | 0.03 | 1 | 0.009 | 21 | 8 | 5.17 | 25 | 13 | < .01 | < 8 | 2 | < 2 | 55 |
| RS-D347-99 223-243 | 2.5 | 0.39 | 46 | 3 | 86 | < 3 | 0.33 | 1.1 | 1 | 4 | 6 | 1.52 | 6 | 0.24 | 56 | 0.02 | 247 | 2 | 0.03 | 1 | 0.009 | 23 | 8 | 8.07 | 32 | 10 | < .01 | < 8 | 2 | < 2 | 50 |
| RS-D347-99 243-263 | 2.5 | 0.34 | 35 | < 3 | 135 | < 3 | 0.17 | < .2 | 1 | 7 | 4 | 1.12 | 5 | 0.22 | 65 | 0.01 | 144 | 1 | 0.03 | 1 | 0.009 | 23 | 5 | 5.76 | 28 | 12 | < .01 | < 8 | < 1 | < 2 | 38 |
| RS-D347-99 263-278 | 2.1 | 0.33 | 30 | < 3 | 23 | < 3 | 0.12 | 0.2 | 1 | 5 | 4 | 1.33 | 7 | 0.21 | 65 | 0.01 | 128 | 1 | 0.02 | 1 | 0.011 | 28 | 4 | 5.75 | 24 | 12 | < .01 | < 8 | 1 | < 2 | 35 |
| RS-D347-99 278-291.3 | 1.7 | 0.32 | 30 | < 3 | 93 | 4 | 1.27 | 0.3 | 1 | 3 | 5 | 1.38 | < 5 | 0.23 | 48 | 0.01 | 577 | 2 | 0.03 | 1 | 0.008 | 24 | 4 | 4.92 | 57 | 9 | < .01 | < 8 | 1 | < 2 | 43 |
| RS-D347-99 291.3-313 | 0.7 | 0.67 | 27 | < 3 | 28 | < 3 | 1.27 | 0.7 | 2 | 8 | 8 | 1.99 | 170 | 0.32 | 41 | 0.05 | 894 | 2 | 0.03 | 6 | 0.018 | 31 | 3 | 3.91 | 83 | 8 | < .01 | < 8 | 2 | < 2 | 55 |
| RS-D347-99 313-333 | 1 | 0.79 | 20 | < 3 | 26 | 3 | 1.7 | 0.4 | 3 | 7 | 9 | 1.21 | 414 | 0.4 | 47 | 0.07 | 1111 | 3 | 0.02 | 9 | 0.033 | 21 | < 3 | 0.9 | 112 | 9 | < .01 | < 8 | 4 | < 2 | 69 |
| RS-D347-99 333-348 | 1.8 | 0.73 | 28 | 3 | 285 | < 3 | 1.52 | 0.5 | 2 | 5 | 7 | 1.35 | 156 | 0.43 | 49 | 0.08 | 922 | < 1 | 0.03 | 3 | 0.026 | 26 | 3 | 2.16 | 129 | 9 | < .01 | < 8 | 3 | < 2 | 66 |
| RS-D347-99 348-359.4 | 0.9 | 0.63 | 36 | < 3 | 56 | < 3 | 0.22 | 0.3 | 3 | 5 | 9 | 1.76 | 168 | 0.35 | 51 | 0.03 | 136 | 1 | 0.03 | 5 | 0.026 | 25 | 4 | 4.34 | 65 | 9 | < .01 | < 8 | 2 | < 2 | 72 |
| RS-D347-99 359.4-371 | 2.7 | 0.41 | 33 | 4 | 57 | < 3 | 0.19 | 0.4 | 2 | 3 | 122 | 1.09 | 75 | 0.27 | 22 | 0.02 | 100 | 19 | 0.01 | 2 | 0.015 | 22 | 5 | 4.62 | 64 | 5 | < .01 | < 8 | 2 | < 2 | 72 |
| RS-D347-99 371-391 | 0.5 | 0.63 | 58 | < 3 | 25 | < 3 | 0.35 | 1.1 | 1 | 3 | 19 | 2.63 | 81 | 0.37 | 33 | 0.03 | 176 | 6 | 0.02 | 1 | 0.045 | 38 | 6 | 2.36 | 113 | 10 | < .01 | < 8 | 1 | < 2 | 78 |
| RS-D347-99 391-404.5 | 2 | 0.96 | 27 | 5 | 211 | < 3 | 1.22 | 0.8 | 1 | 2 | 9 | 2.13 | 12 | 0.33 | 38 | 0.06 | 953 | 4 | 0.02 | 1 | 0.049 | 38 | 4 | 1.03 | 155 | 12 | < .01 | < 8 | 5 | < 2 | 47 |
| RS-D347-99 404.5-424 | 1.5 | 1.03 | 29 | < 3 | 273 | < 3 | 0.37 | < .2 | 1 | 2 | 5 | 2.11 | 6 | 0.37 | 38 | 0.04 | 657 | 2 | 0.03 | 1 | 0.051 | 29 | 3 | 2.07 | 125 | 12 | < .01 | < 8 | 2 | < 2 | 38 |
| RS-D347-99 424-441.4 | 1.3 | 1.05 | 36 | 8 | 271 | < 3 | 0.82 | 0.5 | 2 | 3 | 5 | 2.48 | 9 | 0.38 | 37 | 0.05 | 824 | < 1 | 0.03 | 1 | 0.046 | 39 | 6 | 1.2 | 107 | 12 | < .01 | < 8 | 5 | < 2 | 63 |
| RS-D347-99 441.4-458 | < .3 | 0.61 | 2 | < 3 | 46 | < 3 | 1.76 | 0.4 | 1 | 2 | 3 | 2.27 | < 5 | 0.43 | 37 | 0.03 | 1056 | 1 | 0.03 | 1 | 0.044 | 26 | < 3 | < .10 | 165 | 11 | 0.03 | < 8 | 9 | < 2 | 33 |
| RS-D347-99 458-478 | 2 | 0.9 | 16 | 5 | 31 | < 3 | 1.61 | 0.5 | 1 | 4 | 6 | 2.77 | 5 | 0.47 | 43 | 0.04 | 1111 | 2 | 0.03 | 1 | 0.056 | 43 | 5 | 0.93 | 160 | 16 | 0.01 | 8 | 11 | 2 | 40 |
| STANDARD C3 | 5.3 | 1.86 | 61 | 20 | 145 | 19 | 0.56 | 23.4 | 12 | 168 | 65 | 3.33 | 938 | 0.16 | 19 | 0.57 | 820 | 25 | 0.04 | 35 | 0.087 | 31 | 14 | 1.45 | 29 | 21 | 0.09 | 20 | 78 | 14 | 158 |
| STANDARD G-2 | 0.6 | 0.95 | < 2 | 6 | 238 | < 3 | 0.65 | 0.2 | 4 | 85 | 4 | 2.04 | < 5 | 0.49 | 8 | 0.56 | 589 | 2 | 0.08 | 7 | 0.095 | 6 | < 3 | 0.15 | 74 | 5 | 0.13 | < 8 | 41 | 2 | 38 |

AMERICAN ASSAY LABORATORIES
1500 GLENDALE AVE
SPARKS, NV 89431
PHONE: (775) 356-0606
FAX: (775) 356-1413

CLIENT: *NEWMONT GOLD COMPANY*
CLIENT REF: ROSEBUD EXPLORATION
AAL REF: SP063255
METHOD: AAL 01-2 + Se

| ELEMENT SAMPLES | Ag ppm | Al % | As ppm | B ppm | Ba ppm | Bi ppm | Ca % | Cd ppm | Co ppm | Cr ppm | Cu ppm | Fe % | Hg ppb | K % | La ppm | Mg % | Mn ppm | Mo ppm | Na % | Ni ppm | P % | Pb ppm | Sb ppm | Se ppm | Sr ppm | Th ppm | Ti % | U ppm | V ppm | W ppm | Zn ppm |
|---|---|---|---|---|---|---|---|---|---|---|---|---|---|---|---|---|---|---|---|---|---|---|---|---|---|---|---|---|---|---|---|
| RS-D347-99 478-498 | 2.1 | 1.08 | 47 | < 3 | 19 | < 3 | 0.6 | 0.2 | 1 | 1 | 6 | 2.69 | 26 | 0.35 | 45 | 0.06 | 847 | 9 | 0.03 | 1 | 0.06 | 43 | 3 | 2.17 | 115 | 15 | < .01 | < 8 | 6 | < 2 | 53 |
| RS-D347-99 498-518 | 3 | 1.05 | 60 | < 3 | 23 | < 3 | 0.74 | 0.8 | 1 | 1 | 9 | 2.99 | 54 | 0.37 | 45 | 0.06 | 692 | 3 | 0.03 | < 1 | 0.047 | 47 | 5 | 5.23 | 147 | 15 | < .01 | < 8 | 3 | < 2 | 77 |
| RS-D347-99 518-538 | 0.4 | 0.72 | 13 | < 3 | 26 | < 3 | 1.82 | 0.5 | 1 | 2 | 5 | 2.28 | 32 | 0.37 | 39 | 0.04 | 1138 | 2 | 0.02 | < 1 | 0.016 | 29 | 3 | 1.33 | 186 | 13 | 0.01 | < 8 | 6 | < 2 | 40 |
| RS-D347-99 538-558 | 0.7 | 0.86 | 6 | < 3 | 468 | < 3 | 1.2 | 0.2 | 1 | 3 | 5 | 2.14 | 37 | 0.36 | 34 | 0.04 | 1024 | 1 | 0.02 | 1 | 0.021 | 30 | 3 | 0.4 | 147 | 11 | < .01 | < 8 | 5 | < 2 | 51 |
| RS-D347-99 558-578 | 0.8 | 0.9 | 17 | < 3 | 165 | < 3 | 0.37 | 0.2 | 1 | 3 | 6 | 2.11 | 26 | 0.39 | 30 | 0.04 | 563 | 1 | 0.01 | 1 | 0.011 | 27 | 5 | 1.09 | 118 | 11 | < .01 | < 8 | 6 | < 2 | 57 |
| RS-D347-99 578-598 | 1.4 | 0.96 | 23 | 3 | 73 | < 3 | 0.26 | < .2 | 2 | 5 | 6 | 2.42 | 42 | 0.37 | 29 | 0.04 | 548 | 4 | 0.01 | 1 | 0.009 | 31 | 5 | 2.82 | 115 | 11 | < .01 | < 8 | 2 | < 2 | 75 |
| RS-D347-99 598-618 | < .3 | 0.88 | 16 | < 3 | 153 | < 3 | 0.26 | 0.3 | 2 | 2 | 6 | 2.15 | 59 | 0.39 | 30 | 0.03 | 543 | 1 | 0.01 | < 1 | 0.009 | 25 | < 3 | 0.64 | 118 | 11 | < .01 | < 8 | 6 | < 2 | 68 |
| RS-D347-99 638-658 | < .3 | 0.84 | 9 | < 3 | 279 | < 3 | 0.34 | < .2 | 2 | 3 | 3 | 1.79 | 40 | 0.4 | 31 | 0.03 | 431 | 1 | 0.01 | 1 | 0.03 | 25 | < 3 | 0.42 | 133 | 10 | < .01 | < 8 | 1 | < 2 | 73 |

AMERICAN ASSAY LABORATORIES

# PROVISIONAL REPORT SP053215

PO BOX 11530
RENO NV,USA
Ph.(775) 356-0606, Fax.(775) 356-1413

## NEWMONT GOLD COMPANY

COPIES TO : C. BALLEW
: R. VANCE
: K. ALLEN
:

NSI

CLIENT REFERENCE No: RS-D347-99 RECEIVED : 26 APR 1999

No. SAMPLES : 118 REPORTED : 4 MAY 1999

MAIN SAMPLE TYPE : DRILL CORE

NEVADA LEGISLATIVE DISCLAIMER :-
The results of this assay were based solely upon the content of the sample submitted. Any decision to invest should be made only after the potential investment value of the claim or deposit has been determined based on the results of assays of multiple samples of geological materials collected by the prospective investor or by a qualified person selected by him and based on an evaluation of all engineering data which is available concerning any proposed project.

| ANALYSIS | ANALYTICAL METHOD | QUALITY PARAMETER | UNIT | DETECTION |
|---|---|---|---|---|
| Au | FA30 | 15% | ppb | 5 |
| Au(R) | FA30 | 15% | ppb | 5 |
| Au(OZ) | FA30 | 15% | OPT | 0.001 |
| Au(RZ) | FA30 | 15% | OPT | 0.001 |
| Ag | D210 | 10% | ppm | 0.5 |
| Ag(OZ) | D210 | 10% | OPT | 0.02 |

SIGNATORY : Leonard E. Mackedon B.S.



05/04/1999 07:18 7023561413 AMERICAN ASSAY LABS PAGE 01
7023561413

AMERICAN ASSAY LABORATORIES

# PROVISIONAL REPORT SP053215

CLIENT : NEWMONT GOLD COMPANY
PROJECT : ROSEBUD
REFERENCE : RS-D347-99

REPORTED : 4 MAY 1999

| SAMPLES | Au | Au(R) | Au(OZ) | Au(RZ) | Ag | Ag(OZ) |
|---|---|---|---|---|---|---|
| RS-D347-99 00-05 | 72 | | 0.002 | | 2.5 | 0.07 |
| RS-D347-99 05-8 | 72 | | 0.002 | | 1.8 | 0.05 |
| RS-D347-99 8-13 | 116 | | 0.003 | | 1.4 | 0.04 |
| RS-D347-99 13-18 | 62 | | 0.002 | | 1.8 | 0.05 |
| RS-D347-99 18-23 | 52 | | 0.002 | | 1.8 | 0.05 |
| RS-D347-99 23-28 | 27 | | <0.001 | | 1.1 | 0.03 |
| RS-D347-99 28-33 | 18 | | <0.001 | | 1.0 | 0.03 |
| RS-D347-99 33-38 | 40 | | 0.001 | | 1.5 | 0.04 |
| RS-D347-99 38.0-42.5 | 49 | | 0.001 | | 1.0 | 0.03 |
| RS-D347-99 42.5-47.5 | <5 | 6 | <0.001 | <0.001 | 1.1 | 0.03 |
| RS-D347-99 47.5-52.8 | 6 | | <0.001 | | 0.8 | 0.02 |
| RS-D347-99 52.8-55.3 | 433 | | 0.013 | | 1.8 | 0.05 |
| RS-D347-99 55.3-58.8 | 29 | | <0.001 | | 1.1 | 0.03 |
| RS-D347-99 58.8-63.0 | <5 | | <0.001 | | 1.2 | 0.04 |
| RS-D347-99 63.0-68.1 | <5 | | <0.001 | | 1.0 | 0.03 |
| RS-D347-99 68.1-73.0 | 20 | | <0.001 | | 0.9 | 0.03 |
| RS-D347-99 73-78 | <5 | | <0.001 | | 0.6 | <0.02 |
| RS-D347-99 78-83 | <5 | <5 | <0.001 | <0.001 | <0.5 | <0.02 |
| RS-D347-99 83-88 | <5 | | <0.001 | | 0.8 | 0.02 |
| RS-D347-99 88-93 | <5 | | <0.001 | | <0.5 | <0.02 |
| RS-D347-99 93.0-96.5 | <5 | | <0.001 | | <0.5 | <0.02 |
| RS-D347-99 96.5-100.5 | 89 | 110 | 0.003 | 0.003 | <0.5 | <0.02 |
| RS-D347-99 100.5-105.0 | <5 | | <0.001 | | <0.5 | <0.02 |
| RS-D347-99 105-109 | <5 | | <0.001 | | <0.5 | <0.02 |
| RS-D347-99 109-113 | <5 | | <0.001 | | <0.5 | <0.02 |

AMERICAN ASSAY LABORATORIES

# PROVISIONAL REPORT SP053215

CLIENT : NEWMONT GOLD COMPANY
PROJECT : ROSEBUD
REFERENCE : RS-D347-99

REPORTED : 4 MAY 1999

| SAMPLES | Au | Au(R) | Au(OZ) | Au(RZ) | Ag | Ag(OZ) |
|---|---|---|---|---|---|---|
| RS-D347-99 113.0-117.6 | <5 | | <0.001 | | 0.6 | <0.02 |
| RS-D347-99 117.6-119.0 | 64 | | 0.002 | | 1.4 | 0.04 |
| RS-D347-99 119-123 | <5 | | <0.001 | | 0.8 | 0.02 |
| RS-D347-99 123-128 | <5 | | <0.001 | | 0.7 | 0.02 |
| RS-D347-99 128-133 | <5 | | <0.001 | | 0.6 | <0.02 |
| RS-D347-99 133-138 | <5 | | <0.001 | | 1.1 | 0.03 |
| RS-D347-99 138-143 | <5 | <5 | <0.001 | <0.001 | 0.8 | 0.02 |
| RS-D347-99 143-148 | <5 | | <0.001 | | 0.8 | 0.02 |
| RS-D347-99 148-153 | <5 | | <0.001 | | 0.6 | <0.02 |
| RS-D347-99 153-158 | <5 | | <0.001 | | <0.5 | <0.02 |
| RS-D347-99 158-163 | <5 | | <0.001 | | <0.5 | <0.02 |
| RS-D347-99 163-168 | <5 | | <0.001 | | 0.5 | <0.02 |
| RS-D347-99 168-173 | <5 | | <0.001 | | 0.6 | <0.02 |
| RS-D347-99 173-178 | 23 | | <0.001 | | 0.6 | <0.02 |
| RS-D347-99 178-183 | <5 | | <0.001 | | 0.6 | <0.02 |
| RS-D347-99 183-188 | <5 | | <0.001 | | 0.7 | 0.02 |
| RS-D347-99 188-193 | <5 | <5 | <0.001 | <0.001 | 0.8 | 0.02 |
| RS-D347-99 193-198 | <5 | | <0.001 | | 0.8 | 0.02 |
| RS-D347-99 198.0-203.5 | <5 | | <0.001 | | 0.8 | 0.02 |
| RS-D347-99 203.5-208.5 | 152 | | 0.004 | | 0.6 | <0.02 |
| RS-D347-99 208.5-213.0 | <5 | <5 | <0.001 | <0.001 | 0.7 | 0.02 |
| RS-D347-99 213-218 | 18 | | <0.001 | | 1.0 | 0.03 |
| RS-D347-99 218-223 | 16 | | <0.001 | | 1.0 | 0.03 |
| RS-D347-99 223-228 | 127 | | 0.004 | | 1.6 | 0.05 |
| RS-D347-99 228-233 | 43 | | 0.001 | | 1.5 | 0.04 |

AMERICAN ASSAY LABORATORIES

# PROVISIONAL REPORT SP053215

CLIENT : NEWMONT GOLD COMPANY
PROJECT : ROSEBUD
REFERENCE : RS-D347-99

REPORTED : 4 MAY 1999

| SAMPLES | Au | Au(R) | Au(OZ) | Au(RZ) | Ag | Ag(OZ) |
|---|---|---|---|---|---|---|
| RS-D347-99 233-238 | 138 | | 0.004 | | 2.1 | 0.06 |
| RS-D347-99 238-243 | 48 | | 0.001 | | 1.4 | 0.04 |
| RS-D347-99 243-248 | 750 | | 0.022 | | 1.4 | 0.04 |
| RS-D347-99 248-253 | 37 | | 0.001 | | 1.0 | 0.03 |
| RS-D347-99 253-258 | 333 | | 0.010 | | 1.3 | 0.04 |
| RS-D347-99 258-263 | 114 | | 0.003 | | 1.1 | 0.03 |
| RS-D347-99 263.0-266.9 | 107 | | 0.003 | | 1.2 | 0.04 |
| RS-D347-99 266.9-269.0 | 44 | | 0.001 | | 1.4 | 0.04 |
| RS-D347-99 269-273 | <5 | | <0.001 | | 1.0 | 0.03 |
| RS-D347-99 273-278 | 8 | | <0.001 | | 0.9 | 0.03 |
| RS-D347-99 278-283 | 9 | | <0.001 | | 1.3 | 0.04 |
| RS-D347-99 283-288 | <5 | | <0.001 | | 1.2 | 0.04 |
| RS-D347-99 288.0-291.3 | <5 | | <0.001 | | 0.7 | 0.02 |
| RS-D347-99 291.3-294.0 | <5 | | <0.001 | | <0.5 | <0.02 |
| RS-D347-99 294.0-296.7 | <5 | | <0.001 | | <0.5 | <0.02 |
| RS-D347-99 296.7-298.0 | <5 | | <0.001 | | <0.5 | <0.02 |
| RS-D347-99 298.0-302.2 | <5 | | <0.001 | | <0.5 | <0.02 |
| RS-D347-99 302.2-304.0 | <5 | | <0.001 | | <0.5 | <0.02 |
| RS-D347-99 304-306 | 36 | | 0.001 | | 0.5 | <0.02 |
| RS-D347-99 306.0-309.5 | 550 | | 0.016 | | 0.9 | 0.03 |
| RS-D347-99 309.5-313.0 | 71 | | 0.002 | | 0.8 | 0.02 |
| RS-D347-99 313-316 | 83 | | 0.002 | | <0.5 | <0.02 |
| RS-D347-99 316.0-318.8 | <5 | | <0.001 | | <0.5 | <0.02 |
| RS-D347-99 318.8-321.5 | <5 | | <0.001 | | <0.5 | <0.02 |
| RS-D347-99 321.5-324.0 | <5 | | <0.001 | | <0.5 | <0.02 |

AMERICAN ASSAY LABORATORIES

# PROVISIONAL REPORT SP053215

CLIENT : NEWMONT GOLD COMPANY
PROJECT : ROSEBUD
REFERENCE : RS-D347-99

REPORTED : 4 MAY 1999

| SAMPLES | Au | Au(R) | Au(OZ) | Au(RZ) | Ag | Ag(OZ) |
|---|---|---|---|---|---|---|
| RS-D347-99 324-328 | <5 | <5 | <0.001 | <0.001 | <0.5 | <0.02 |
| RS-D347-99 328-333 | <5 | | <0.001 | | <0.5 | <0.02 |
| RS-D347-99 333-338 | <5 | | <0.001 | | <0.5 | <0.02 |
| RS-D347-99 338.0-340.1 | <5 | <5 | <0.001 | <0.001 | <0.5 | <0.02 |
| RS-D347-99 340.1-343.0 | <5 | | <0.001 | | <0.5 | <0.02 |
| RS-D347-99 343-348 | <5 | | <0.001 | | 0.9 | 0.03 |
| RS-D347-99 348-353 | <5 | | <0.001 | | 0.7 | 0.02 |
| RS-D347-99 353.0-356.1 | <5 | | <0.001 | | 0.7 | 0.02 |
| RS-D347-99 356.1-359.4 | 45 | | 0.001 | | 1.0 | 0.03 |
| RS-D347-99 356.1-359.4B | 1022 | | 0.030 | | 0.9 | 0.03 |
| RS-D347-99 359.4-363.0 | 49 | | 0.001 | | 1.5 | 0.04 |
| RS-D347-99 363-368 | 174 | | 0.005 | | 2.0 | 0.06 |
| RS-D347-99 368-371 | 204 | | 0.006 | | 2.6 | 0.08 |
| RS-D347-99 371-373 | SAMPLE NOT RECEIVED | | | | | |
| RS-D347-99 373-376 | 69 | | 0.002 | | 1.2 | 0.04 |
| RS-D347-99 376-379 | 51 | | 0.001 | | 1.1 | 0.03 |
| RS-D347-99 379-383 | 49 | | 0.001 | | 1.5 | 0.04 |
| RS-D347-99 383-388 | 32 | | <0.001 | | 1.1 | 0.03 |
| RS-D347-99 388-391 | <5 | | <0.001 | | <0.5 | <0.02 |
| RS-D347-99 391-394 | <5 | <5 | <0.001 | <0.001 | <0.5 | <0.02 |
| RS-D347-99 394-396 | <5 | | <0.001 | | <0.5 | <0.02 |
| RS-D347-99 396-398 | <5 | | <0.001 | | 0.7 | 0.02 |
| RS-D347-99 398.0-401.5 | <5 | | <0.001 | | 1.6 | 0.05 |
| RS-D347-99 401.5-404.5 | <5 | | <0.001 | | 2.5 | 0.07 |
| RS-D347-99 404.5-410.0 | <5 | | <0.001 | | 1.1 | 0.03 |

AMERICAN ASSAY LABORATORIES

# PROVISIONAL REPORT SP053215

CLIENT : NEWMONT GOLD COMPANY
PROJECT : ROSEBUD
REFERENCE : RS-D347-99

REPORTED : 4 MAY 1999

| SAMPLES | Au | Au(R) | Au(OZ) | Au(RZ) | Ag | Ag(OZ) |
|---|---|---|---|---|---|---|
| RS-D347-99 410.0-413.5 | <5 | | <0.001 | | 1.0 | 0.03 |
| RS-D347-99 413.5-416.5 | <5 | | <0.001 | | 4.4 | 0.13 |
| RS-D347-99 416.5-421.0 | <5 | | <0.001 | | 3.3 | 0.10 |
| RS-D347-99 421-424 | <5 | | <0.001 | | 1.8 | 0.05 |
| RS-D347-99 424-428 | <5 | | <0.001 | | 1.3 | 0.04 |
| RS-D347-99 428-433 | <5 | | <0.001 | | 0.5 | <0.02 |
| RS-D347-99 433-438 | <5 | | <0.001 | | 0.8 | 0.02 |
| RS-D347-99 438.0-441.4 | <5 | | <0.001 | | 0.5 | <0.02 |
| RS-D347-99 441.4-445.0 | <5 | <5 | <0.001 | <0.001 | 0.5 | <0.02 |
| RS-D347-99 445-448 | <5 | | <0.001 | | 0.5 | <0.02 |
| RS-D347-99 448-453 | <5 | | <0.001 | | <0.5 | <0.02 |
| RS-D347-99 453.0-455.4 | <5 | | <0.001 | | <0.5 | <0.02 |
| RS-D347-99 455.4-458.0 | <5 | | <0.001 | | <0.5 | <0.02 |
| RS-D347-99 458-463 | <5 | <5 | <0.001 | <0.001 | <0.5 | <0.02 |
| RS-D347-99 463-468 | <5 | | <0.001 | | <0.5 | <0.02 |
| RS-D347-99 468.0-471.3 | <5 | | <0.001 | | <0.5 | <0.02 |
| RS-D347-99 471.3-475.0 | <5 | | <0.001 | | 0.5 | <0.02 |
| RS-D347-99 475.0-476.3 | <5 | | <0.001 | | <0.5 | <0.02 |
| RS-D347-99 476.3-478.0 | <5 | | <0.001 | | 1.0 | 0.03 |

AMERICAN ASSAY LABORATORIES

# PROVISIONAL REPORT SP053255

PO BOX 11530
RENO NV,USA
Ph.(775) 356-0606, Fax.(775) 356-1413

## NEWMONT GOLD COMPANY

COPIES TO : C. BALLEW

: R. VANCE

: K. ALLEN

:

NSI

CLIENT REFERENCE No: RS-D347-99 RECEIVED : 28 APR 1999

No. SAMPLES : 46 REPORTED : 6 MAY 1999

MAIN SAMPLE TYPE : DRILL CORE

NEVADA LEGISLATIVE DISCLAIMER :-
The results of this assay were based solely upon the content of the sample submitted. Any decision to invest should be made only after the potential investment value of the claim or deposit has been determined based on the results of assays of multiple samples of geological materials collected by the prospective investor or by a qualified person selected by him and based on an evaluation of all engineering data which is available concerning any proposed project.

| ANALYSIS | ANALYTICAL METHOD | QUALITY PARAMETER | UNIT | DETECTION |
|---|---|---|---|---|
| Au | FA30 | 15% | ppb | 5 |
| Au(R) | FA30 | 15% | ppb | 5 |
| Au(OZ) | FA30 | 15% | OPT | 0.001 |
| Au(RZ) | FA30 | 15% | OPT | 0.001 |
| Ag | D210 | 10% | ppm | 0.5 |
| Ag(OZ) | D210 | 10% | OPT | 0.02 |

SIGNATORY : Leonard E. Mackedon B.S.



05/06/1999 14:02 7023561414 AMERICAN ASSAY LABS PAGE 01
7023561414

AMERICAN ASSAY LABORATORIES

# PROVISIONAL REPORT SP053255

CLIENT : NEWMONT GOLD COMPANY
PROJECT : ROSEBUD
REFERENCE : RS-D347-99

REPORTED : 6 MAY 1999

| SAMPLES | Au | Au(R) | Au(OZ) | Au(RZ) | Ag | Ag(OZ) |
|---|---|---|---|---|---|---|
| RS-D347-99 478-483 | 104 | | 0.003 | | 3.1 | 0.09 |
| RS-D347-99 483-488 | 5 | | <0.001 | | 1.3 | 0.04 |
| RS-D347-99 488.0-490.7 | <5 | <5 | <0.001 | <0.001 | 0.8 | 0.02 |
| RS-D347-99 490.7-494.0 | <5 | | <0.001 | | 0.6 | <0.02 |
| RS-D347-99 494-498 | <5 | | <0.001 | | 1.2 | 0.04 |
| RS-D347-99 498-503 | 7 | | <0.001 | | 1.9 | 0.06 |
| RS-D347-99 503-508 | 19 | | <0.001 | | 2.7 | 0.08 |
| RS-D347-99 508-513 | 116 | | 0.003 | | 2.8 | 0.08 |
| RS-D347-99 513-518 | 7 | | <0.001 | | 1.5 | 0.04 |
| RS-D347-99 518-523 | 14 | | <0.001 | | 1.4 | 0.04 |
| RS-D347-99 523.0-528.5 | 6 | | <0.001 | | <0.5 | <0.02 |
| RS-D347-99 528.5-533.0 | <5 | | <0.001 | | <0.5 | <0.02 |
| RS-D347-99 533-538 | <5 | <5 | <0.001 | <0.001 | <0.5 | <0.02 |
| RS-D347-99 538-542 | <5 | | <0.001 | | <0.5 | <0.02 |
| RS-D347-99 542-545 | <5 | | <0.001 | | <0.5 | <0.02 |
| RS-D347-99 545-548 | <5 | | <0.001 | | <0.5 | <0.02 |
| RS-D347-99 548-553 | <5 | | <0.001 | | <0.5 | <0.02 |
| RS-D347-99 553-556 | <5 | | <0.001 | | 0.5 | <0.02 |
| RS-D347-99 556-558 | <5 | | <0.001 | | 0.6 | <0.02 |
| RS-D347-99 558-563 | <5 | | <0.001 | | <0.5 | <0.02 |
| RS-D347-99 563-568 | <5 | | <0.001 | | <0.5 | <0.02 |
| RS-D347-99 568.0-569.5 | <5 | | <0.001 | | <0.5 | <0.02 |
| RS-D347-99 569.5-573.0 | 5 | | <0.001 | | 2.0 | 0.06 |
| RS-D347-99 573-578 | <5 | | <0.001 | | 0.7 | 0.02 |
| RS-D347-99 578-583 | <5 | | <0.001 | | <0.5 | <0.02 |

AMERICAN ASSAY LABORATORIES

# PROVISIONAL REPORT SP053255

CLIENT : NEWMONT GOLD COMPANY
PROJECT : ROSEBUD
REFERENCE : RS-D347-99

REPORTED : 6 MAY 1999

| SAMPLES | Au | Au(R) | Au(OZ) | Au(RZ) | Ag | Ag(OZ) |
|---|---|---|---|---|---|---|
| RS-D347-99 583-588 | <5 | | <0.001 | | 0.5 | <0.02 |
| RS-D347-99 588-592 | <5 | | <0.001 | | 0.6 | <0.02 |
| RS-D347-99 592-594 | <5 | | <0.001 | | 0.7 | 0.02 |
| RS-D347-99 594-595 | 919 | | 0.027 | | 4.7 | 0.14 |
| RS-D347-99 595-598 | <5 | | <0.001 | | 0.6 | <0.02 |
| RS-D347-99 595-598B | 104 | 110 | 0.003 | 0.003 | <0.5 | <0.02 |
| RS-D347-99 598-603 | <5 | | <0.001 | | 0.5 | <0.02 |
| RS-D347-99 603.0-604.6 | <5 | <5 | <0.001 | <0.001 | <0.5 | <0.02 |
| RS-D347-99 604.6-608.0 | <5 | | <0.001 | | <0.5 | <0.02 |
| RS-D347-99 608-613 | <5 | | <0.001 | | 0.7 | 0.02 |
| RS-D347-99 613-618 | <5 | | <0.001 | | <0.5 | <0.02 |
| RS-D347-99 618-623 | <5 | | <0.001 | | <0.5 | <0.02 |
| RS-D347-99 623-628 | <5 | <5 | <0.001 | <0.001 | <0.5 | <0.02 |
| RS-D347-99 628-633 | <5 | | <0.001 | | <0.5 | <0.02 |
| RS-D347-99 633-638 | <5 | | <0.001 | | 0.6 | <0.02 |
| RS-D347-99 638-643 | <5 | | <0.001 | | <0.5 | <0.02 |
| RS-D347-99 643-645 | <5 | | <0.001 | | <0.5 | <0.02 |
| RS-D347-99 645-648 | <5 | | <0.001 | | <0.5 | <0.02 |
| RS-D347-99 648-650 | <5 | | <0.001 | | <0.5 | <0.02 |
| RS-D347-99 650-653 | <5 | | <0.001 | | <0.5 | <0.02 |
| RS-D347-99 653-658 | <5 | | <0.001 | | <0.5 | <0.02 |

**RS-D347-99**

| Depth From | To | Interval | Au | Ag | ICP | Composite Interval | Sample Number | Pulp |
|---|---|---|---|---|---|---|---|---|
| 0 | 5 | 5 | x | x | | | 1 | |
| 5 | 8 | 3 | x | x | | | 2 | |
| 8 | 13 | 5 | x | x | | | 3 | |
| 13 | 18 | 5 | x | x | | | 4 | |
| 18 | 23 | 5 | x | x | x | 23 | 5 | |
| 23 | 28 | 5 | x | x | | | 6 | |
| 28 | 33 | 5 | x | x | | | 7 | |
| 33 | 38 | 5 | x | x | | | 8 | |
| 38 | 42.5 | 4.5 | x | x | x | 19.5 | 9 | |
| 42.5 | 47.5 | 5 | x | x | | | 10 | |
| 47.5 | 52.8 | 5.3 | x | x | | | 11 | |
| 52.8 | 55.3 | 2.5 | x | x | | | 12 | |
| 55.3 | 58.8 | 3.5 | x | x | | | 13 | |
| 58.8 | 63 | 4.2 | x | x | x | 20.5 | 14 | |
| 63 | 68.1 | 5.1 | x | x | | | 15 | |
| 68.1 | 73 | 4.9 | x | x | | | 16 | |
| 73 | 78 | 5 | x | x | | | 17 | |
| 78 | 83 | 5 | x | x | x | 20 | 18 | |
| 83 | 88 | 5 | x | x | | | 19 | |
| 88 | 93 | 5 | x | x | | | 20 | |
| 93 | 96.5 | 3.5 | x | x | | | 21 | |
| 96.5 | 100.5 | 4 | x | x | | | 22 | |
| 100.5 | 105 | 4.5 | x | x | x | 22 | 23 | |
| 105 | 109 | 4 | x | x | | | 24 | |
| 109 | 113 | 4 | x | x | | | 25 | |
| 113 | 117.6 | 4.6 | x | x | | | 26 | |
| 117.6 | 119 | 1.4 | x | x | | | 27 | |
| 119 | 123 | 4 | x | x | x | 18 | 28 | |
| 123 | 128 | 5 | x | x | | | 29 | |
| 128 | 133 | 5 | x | x | | | 30 | |
| 133 | 138 | 5 | x | x | | | 31 | |
| 138 | 143 | 5 | x | x | x | 20 | 32 | |
| 143 | 148 | 5 | x | x | | | 33 | |
| 148 | 153 | 5 | x | x | | | 34 | |
| 153 | 158 | 5 | x | x | | | 35 | |
| 158 | 163 | 5 | x | x | x | 20 | 36 | |
| 163 | 168 | 5 | x | x | | | 37 | |
| 168 | 173 | 5 | x | x | | | 38 | |
| 173 | 178 | 5 | x | x | | | 39 | |
| 178 | 183 | 5 | x | x | x | 20 | 40 | |

| | | | | | | | | |
|---|---|---|---|---|---|---|---|---|
| 183 | 188 | 5 | x | x | | | 41 | |
| 188 | 193 | 5 | x | x | | | 42 | |
| 193 | 198 | 5 | x | x | | | 43 | |
| 198 | 203.5 | 5.5 | x | x | x | 20.5 | 44 | |
| 203.5 | 208.5 | 5 | x | x | | | 45 | |
| 208.5 | 213 | 4.5 | x | x | | | 46 | |
| 213 | 218 | 5 | x | x | | | 47 | |
| 218 | 223 | 5 | x | x | x | 19.5 | 48 | |
| 223 | 228 | 5 | x | x | | | 49 | |
| 228 | 233 | 5 | x | x | | | 50 | |
| 233 | 238 | 5 | x | x | | | 51 | |
| 238 | 243 | 5 | x | x | x | 20 | 52 | |
| 243 | 248 | 5 | x | x | | | 53 | |
| 248 | 253 | 5 | x | x | | | 54 | |
| 253 | 258 | 5 | x | x | | | 55 | |
| 258 | 263 | 5 | x | x | x | 20 | 56 | |
| 263 | 266.9 | 3.9 | x | x | | | 57 | |
| 266.9 | 269 | 2.1 | x | x | | | 58 | |
| 269 | 273 | 4 | x | x | | | 59 | |
| 273 | 278 | 5 | x | x | x | 15 | 60 | |
| 278 | 283 | 5 | x | x | | | 61 | |
| 283 | 288 | 5 | x | x | | | 62 | |
| 288 | 291.3 | 3.3 | x | x | x | 13.3 | 63 | |
| 291.3 | 294 | 2.7 | x | x | | | 64 | |
| 294 | 296.7 | 2.7 | x | x | | | 65 | |
| 296.7 | 298 | 1.3 | x | x | | | 66 | |
| 298 | 302.2 | 4.2 | x | x | | | 67 | |
| 302.2 | 304 | 1.8 | x | x | | | 68 | |
| 304 | 306 | 2 | x | x | | | 69 | |
| 306 | 309.5 | 3.5 | x | x | | | 70 | |
| 309.5 | 313 | 3.5 | x | x | x | 21.7 | 71 | |
| 313 | 316 | 3 | x | x | | | 72 | |
| 316 | 318.8 | 2.8 | x | x | | | 73 | |
| 318.8 | 321.5 | 2.7 | x | x | | | 74 | |
| 321.5 | 324 | 2.5 | x | x | | | 75 | |
| 324 | 328 | 4 | x | x | | | 76 | |
| 328 | 333 | 5 | x | x | x | 20 | 77 | |
| 333 | 338 | 5 | x | x | | | 78 | |
| 338 | 340.1 | 2.1 | x | x | | | 79 | |
| 340.1 | 343 | 2.9 | x | x | | | 80 | |
| 343 | 348 | 5 | x | x | x | 15 | 81 | |
| 348 | 353 | 5 | x | x | | | 82 | |
| 353 | 356.1 | 3.1 | x | x | | | 83 | |
| 356.1 | 359.4 | 3.3 | x | x | x | 11.4 | 84 | 359.4B |

| | | | | | | | |
|---|---|---|---|---|---|---|---|
| 359.4 | 363 | 3.6 | x | x | | | 85 |
| 363 | 368 | 5 | x | x | | | 86 |
| 368 | 371 | 3 | x | x | x | 11.6 | 87 |
| 371 | 373 | 2 | | NO SAMPLE | | | 88 |
| 373 | 376 | 3 | x | x | | | 89 |
| 376 | 379 | 3 | x | x | | | 90 |
| 379 | 383 | 4 | x | x | | | 91 |
| 383 | 388 | 5 | x | x | | | 92 |
| 388 | 391 | 3 | x | x | x | 18 | 93 |
| 391 | 394 | 3 | x | x | | | 94 |
| 394 | 396 | 2 | x | x | | | 95 |
| 396 | 398 | 2 | x | x | | | 96 |
| 398 | 401.5 | 3.5 | x | x | | | 97 |
| 401.5 | 404.5 | 3 | x | x | x | 13.5 | 98 |
| 404.5 | 410 | 5.5 | x | x | | | 99 |
| 410 | 413.5 | 3.5 | x | x | | | 100 |
| 413.5 | 416.5 | 3 | x | x | | | 101 |
| 416.5 | 421 | 4.5 | x | x | | | 102 |
| 421 | 424 | 3 | x | x | x | 19.5 | 103 |
| 424 | 428 | 4 | x | x | | | 104 |
| 428 | 433 | 5 | x | x | | | 105 |
| 433 | 438 | 5 | x | x | | | 106 |
| 438 | 441.4 | 3.4 | x | x | x | 17.4 | 107 |
| 441.4 | 445 | 3.6 | x | x | | | 108 |
| 445 | 448 | 3 | x | x | | | 109 |
| 448 | 453 | 5 | x | x | | | 110 |
| 453 | 455.4 | 2.4 | x | x | | | 111 |
| 455.4 | 458 | 2.6 | x | x | x | 16.6 | 112 |
| 458 | 463 | 5 | x | x | | | 113 |
| 463 | 468 | 5 | x | x | | | 114 |
| 468 | 471.3 | 3.3 | x | x | | | 115 |
| 471.3 | 475 | 3.7 | x | x | | | 116 |
| 475 | 476.3 | 1.3 | x | x | | | 117 |
| 476.3 | 478 | 1.7 | x | x | x | 20 | 118 |
| 478 | 483 | 5 | x | x | | | 119 |
| 483 | 488 | 5 | x | x | | | 120 |
| 488 | 490.7 | 2.7 | x | x | | | 121 |
| 490.7 | 494 | 3.3 | x | x | | | 122 |
| 494 | 498 | 4 | x | x | x | 20 | 123 |
| 498 | 503 | 5 | x | x | | | 124 |
| 503 | 508 | 5 | x | x | | | 125 |
| 508 | 513 | 5 | x | x | | | 126 |
| 513 | 518 | 5 | x | x | x | 20 | 127 |

| | | | | | | | | |
|---|---|---|---|---|---|---|---|---|
| 518 | 523 | 5 | x | x | | | 128 | |
| 523 | 528.5 | 5.5 | x | x | | | 129 | |
| 528.5 | 533 | 4.5 | x | x | | | 130 | |
| 533 | 538 | 5 | x | x | x | 20 | 131 | |
| 538 | 542 | 4 | x | x | | | 132 | |
| 542 | 545 | 3 | x | x | | | 133 | |
| 545 | 548 | 3 | x | x | | | 134 | |
| 548 | 553 | 5 | x | x | | | 135 | |
| 553 | 556 | 3 | x | x | | | 136 | |
| 556 | 558 | 2 | x | x | x | 20 | 137 | |
| 558 | 563 | 5 | x | x | | | 138 | |
| 563 | 568 | 5 | x | x | | | 139 | |
| 568 | 569.5 | 1.5 | x | x | | | 140 | |
| 569.5 | 573 | 3.5 | x | x | | | 141 | |
| 573 | 578 | 5 | x | x | x | 20 | 142 | |
| 578 | 583 | 5 | x | x | | | 143 | |
| 583 | 588 | 5 | x | x | | | 144 | |
| 588 | 592 | 4 | x | x | | | 145 | |
| 592 | 594 | 2 | x | x | | | 146 | |
| 594 | 595 | 1 | x | x | | | 147 | |
| 595 | 598 | 3 | x | x | x | 20 | 148 | 598B |
| 598 | 603 | 5 | x | x | | | 149 | |
| 603 | 604.6 | 1.6 | x | x | | | 150 | |
| 604.6 | 608 | 3.4 | x | x | | | 151 | |
| 608 | 613 | 5 | x | x | | | 152 | |
| 613 | 618 | 5 | x | x | x | 20 | 153 | |
| 618 | 623 | 5 | x | x | | | 154 | |
| 623 | 628 | 5 | x | x | | | 155 | |
| 628 | 633 | 5 | x | x | | | 156 | |
| 633 | 638 | 5 | x | x | x | 20 | 157 | |
| 638 | 643 | 5 | x | x | | | 158 | |
| 643 | 645 | 2 | x | x | | | 159 | |
| 645 | 648 | 3 | x | x | | | 160 | |
| 648 | 650 | 2 | x | x | | | 161 | |
| 650 | 653 | 3 | x | x | | | 162 | |
| 653 | 658 | 5 | x | x | x | 20 | 163 | |

SP

# SUBMITTAL FORM


**American Assay Laboratories**

**Geochemical • Environmental • Metallurgical**

Sparks Office
1500 Glendale Ave.
Nevada 89431
Box 11530
Reno, NV 89510
Telephone
(702) 356-0606
Fax
(702) 356-1413

Tucson Office
2775 E. Ganley
Tucson, AZ 85706
Telephone
(520) 294-8078
Fax
(520) 294-6352

Elko Office
2320 Last Chance Rd.
Nevada 89801
Box 2908
Elko, NV 89801
Telephone
(702) 738-9100
Fax
(702) 738-2594

Zacatecas Office
Telephone/Fax
011-52-49-234530

Other Offices
Lima, Peru
Santiago, Chile
Mendoza, Argentina


Company: Newmont Gold

Address:

City Winnemucca State NV Zip 89445

Telephone Number: ( ) Fax Number: ( )

Project Name: Rosebud Exploration Purchase Order Number:

Date Submitted: 4-27-99 Number of Samples: 45 +1 pulp

**RESULTS REPORTED IN:** ppm [ ] ppb [ ] opt [ ]

| SAMPLE IDENTIFICATION | TYPE | ELEMENTS REQUIRED |
|---|---|---|
| RS-D347-99 | core | FA 30 Au Ag D21C |
| | | |
| | | AA 1/2 ICP + Se |
| | | (composited as shown on attached |
| | | |
| | | |
| | | |
| | | |
| STANDARD: 598 B | pulp | Au Ag Only |
| (NO ICP) | | |
| | | |
| | | |
| | | |
| | | |
| | | |
| | | |

PEEL HERE

598 B MS-1 (RMG1)

RS-D347-99

**COARSE REJECTS (Normally Discarded After 60 Days)**

[ ] Return COD after analysis complete

**PULPS (Normally Stored Free For One Month)**

[ ] Discard after one month

[X] Return COD after one month

**RESULTS AND INVOICES TO BE SENT TO:**

Invoice to:

Charlotte Bolton
Winnemucca

Results to:

Randy Vance: Newmont Winnemucca

Kurt Allen: Rosebud Mines
Winnemucca

**Comments:**

Newmont Rosebud standard prep

CLIENT FILE COPY

**RS-D347-99** **LAB COPY**

| Depth From | To | Interval | Au | Ag | ICP | Composite Interval | Sample Number | Pulp |
|---|---|---|---|---|---|---|---|---|
| 478 | 483 | 5 | x | x | | | 1 | |
| 483 | 488 | 5 | x | x | | | 2 | |
| 488 | 490.7 | 2.7 | x | x | | | 3 | |
| 490.7 | 494 | 3.3 | x | x | | | 4 | |
| 494 | 498 | 4 | x | x | x | 20 | 5 | |
| 498 | 503 | 5 | x | x | | | 6 | |
| 503 | 508 | 5 | x | x | | | 7 | |
| 508 | 513 | 5 | x | x | | | 8 | |
| 513 | 518 | 5 | x | x | x | 20 | 9 | |
| | | | | | | | 10 | |
| 518 | 523 | 5 | x | x | | | 11 | |
| 523 | 528.5 | 5.5 | x | x | | | 12 | |
| 528.5 | 533 | 4.5 | x | x | | | 13 | |
| 533 | 538 | 5 | x | x | x | 20 | 14 | |
| 538 | 542 | 4 | x | x | | | 15 | |
| 542 | 545 | 3 | x | x | | | 16 | |
| 545 | 548 | 3 | x | x | | | 17 | |
| 548 | 553 | 5 | x | x | | | 18 | |
| 553 | 556 | 3 | x | x | | | 19 | |
| 556 | 558 | 2 | x | x | x | 20 | 20 | |
| 558 | 563 | 5 | x | x | | | 21 | |
| 563 | 568 | 5 | x | x | | | 22 | |
| 568 | 569.5 | 1.5 | x | x | | | 23 | |
| 569.5 | 573 | 3.5 | x | x | | | 24 | |
| 573 | 578 | 5 | x | x | x | 20 | 25 | |
| 578 | 583 | 5 | x | x | | | 26 | |
| 583 | 588 | 5 | x | x | | | 27 | |
| 588 | 592 | 4 | x | x | | | 28 | |
| 592 | 594 | 2 | x | x | | | 29 | |
| 594 | 595 | 1 | x | x | | | 30 | |
| 595 | 598 | 3 | x | x | x | 20 | 31 | 598B |
| 598 | 603 | 5 | x | x | | | 32 | |
| 603 | 604.6 | 1.6 | x | x | | | 33 | |
| 604.6 | 608 | 3.4 | x | x | | | 34 | |
| 608 | 613 | 5 | x | x | | | 35 | |
| 613 | 618 | 5 | x | x | x | 20 | 36 | |
| 618 | 623 | 5 | x | x | | | 37 | |
| 623 | 628 | 5 | x | x | | | 38 | |
| 628 | 633 | 5 | x | x | | | 39 | |

| | | | | | | | |
|---|---|---|---|---|---|---|---|
| 638 | 643 | 5 | x | x | | | 40 |
| 643 | 645 | 2 | x | x | | | 41 |
| 645 | 648 | 3 | x | x | | | 42 |
| 648 | 650 | 2 | x | x | | | 43 |
| 650 | 653 | 3 | x | x | | | 44 |
| 653 | 658 | 5 | x | x | x | 20 | 45 |

SP

# SUBMITTAL FORM


American Assay Laboratories

Geochemical • Environmental • Metallurgical

Sparks Office
1500 Glendale Ave.
Nevada 89431
Box 11530
Reno, NV 89510
Telephone
(702) 356-0606
Fax
(702) 356-1413

Tucson Office
2775 E. Ganley
Tucson, AZ 85706
Telephone
(520) 294-8078
Fax
(520) 294-6352

Elko Office
2320 Last Chance Rd.
Nevada 89801
Box 2908
Elko, NV 89801
Telephone
(702) 738-9100
Fax
(702) 738-2594

Mazatlan Office
Telephone/Fax
011-52-69-170035

Other Offices
Lima, Peru
Santiago, Chile
Mendoza, Argentina


Company: Newmont Gold

Address:

City Winnemucca State NV Zip 89445

Telephone Number: ( ) Fax Number: ( )

Project Name: Rosebud Exploration Purchase Order Number:

Date Submitted: 4-24-99 Number of Samples: 118 + 1 Pulp

**RESULTS REPORTED IN: ppm [ ] ppb [ ] opt [ ]**

| SAMPLE IDENTIFICATION | TYPE | ELEMENTS REQUIRED |
|---|---|---|
| RS-D347-99 | core | FA 30 Au Ag D210 |
| | | |
| | | AA 1/2 ICP+Se |
| | | (Composited as shown on attached |
| | | |
| | | |
| | | |
| | | |
| | | |
| STANDARD: 359.4 B | Pulp | AU AG Only |
| NO ICP | | |
| RS-D347-99 | | |
| MS-3 | | |
| (RMG1) | | |
| 359.4 B | | |

**COARSE REJECTS (Normally Discarded After 60 Days)**

[ ] Return COD after analysis complete

**PULPS (Normally Stored Free For One Month)**

[ ] Discard after one month

[X] Return COD after one month

**RESULTS AND INVOICES TO BE SENT TO:**

Invoice to:

Charlotte Bullen
Winnemucca

Results to:

~~Randy Vance : Newmont Winnemucca~~

Kurt Allen : Rosebud Mine
Winnemucca

**Comments:**

Newmont Rosebud standard prep

CLIENT FILE COPY

**RS-D347-99**

| Depth From | To | Interval | Au | Ag | ICP | Composite Interval | Sample Number | Pulp |
|---|---|---|---|---|---|---|---|---|
| 0 | 5 | 5 | x | x | | | 1 | |
| 5 | 8 | 3 | x | x | | | 2 | |
| 8 | 13 | 5 | x | x | | | 3 | |
| 13 | 18 | 5 | x | x | | | 4 | |
| 18 | 23 | 5 | x | x | x | 23 | 5 | |
| 23 | 28 | 5 | x | x | | | 6 | |
| 28 | 33 | 5 | x | x | | | 7 | |
| 33 | 38 | 5 | x | x | | | 8 | |
| 38 | 42.5 | 4.5 | x | x | x | 19.5 | 9 | |
| 42.5 | 47.5 | 5 | x | x | | | 10 | |
| 47.5 | 52.8 | 5.3 | x | x | | | 11 | |
| 52.8 | 55.3 | 2.5 | x | x | | | 12 | |
| 55.3 | 58.8 | 3.5 | x | x | | | 13 | |
| 58.8 | 63 | 4.2 | x | x | x | 20.5 | 14 | |
| 63 | 68.1 | 5.1 | x | x | | | 15 | |
| 68.1 | 73 | 4.9 | x | x | | | 16 | |
| 73 | 78 | 5 | x | x | | | 17 | |
| 78 | 83 | 5 | x | x | x | 20 | 18 | |
| 83 | 88 | 5 | x | x | | | 19 | |
| 88 | 93 | 5 | x | x | | | 20 | |
| 93 | 96.5 | 3.5 | x | x | | | 21 | |
| 96.5 | 100.5 | 4 | x | x | | | 22 | |
| 100.5 | 105 | 4.5 | x | x | x | 22 | 23 | |
| 105 | 109 | 4 | x | x | | | 24 | |
| 109 | 113 | 4 | x | x | | | 25 | |
| 113 | 117.6 | 4.6 | x | x | | | 26 | |
| 117.6 | 119 | 1.4 | x | x | | | 27 | |
| 119 | 123 | 4 | x | x | x | 18 | 28 | |
| 123 | 128 | 5 | x | x | | | 29 | |
| 128 | 133 | 5 | x | x | | | 30 | |
| 133 | 138 | 5 | x | x | | | 31 | |
| 138 | 143 | 5 | x | x | x | 20 | 32 | |
| 143 | 148 | 5 | x | x | | | 33 | |
| 148 | 153 | 5 | x | x | | | 34 | |
| 153 | 158 | 5 | x | x | | | 35 | |
| 158 | 163 | 5 | x | x | x | 20 | 36 | |
| 163 | 168 | 5 | x | x | | | 37 | |
| 168 | 173 | 5 | x | x | | | 38 | |
| 173 | 178 | 5 | x | x | | | 39 | |
| 178 | 183 | 5 | x | x | x | 20 | 40 | |

| | | | | | | | | |
|---|---|---|---|---|---|---|---|---|
| 183 | 188 | 5 | x | x | | | 41 | |
| 188 | 193 | 5 | x | x | | | 42 | |
| 193 | 198 | 5 | x | x | | | 43 | |
| 198 | 203.5 | 5.5 | x | x | x | 20.5 | 44 | |
| 203.5 | 208.5 | 5 | x | x | | | 45 | |
| 208.5 | 213 | 4.5 | x | x | | | 46 | |
| 213 | 218 | 5 | x | x | | | 47 | |
| 218 | 223 | 5 | x | x | x | 19.5 | 48 | |
| 223 | 228 | 5 | x | x | | | 49 | |
| 228 | 233 | 5 | x | x | | | 50 | |
| 233 | 238 | 5 | x | x | | | 51 | |
| 238 | 243 | 5 | x | x | x | 20 | 52 | |
| 243 | 248 | 5 | x | x | | | 53 | |
| 248 | 253 | 5 | x | x | | | 54 | |
| 253 | 258 | 5 | x | x | | | 55 | |
| 258 | 263 | 5 | x | x | x | 20 | 56 | |
| 263 | 266.9 | 3.9 | x | x | | | 57 | |
| 266.9 | 269 | 2.1 | x | x | | | 58 | |
| 269 | 273 | 4 | x | x | | | 59 | |
| 273 | 278 | 5 | x | x | x | 15 | 60 | |
| 278 | 283 | 5 | x | x | | | 61 | |
| 283 | 288 | 5 | x | x | | | 62 | |
| 288 | 291.3 | 3.3 | x | x | x | 13.3 | 63 | |
| 291.3 | 294 | 2.7 | x | x | | | 64 | |
| 294 | 296.7 | 2.7 | x | x | | | 65 | |
| 296.7 | 298 | 1.3 | x | x | | | 66 | |
| 298 | 302.2 | 4.2 | x | x | | | 67 | |
| 302.2 | 304 | 1.8 | x | x | | | 68 | |
| 304 | 306 | 2 | x | x | | | 69 | |
| 306 | 309.5 | 3.5 | x | x | | | 70 | |
| 309.5 | 313 | 3.5 | x | x | x | 21.7 | 71 | |
| 313 | 316 | 3 | x | x | | | 72 | |
| 316 | 318.8 | 2.8 | x | x | | | 73 | |
| 318.8 | 321.5 | 2.7 | x | x | | | 74 | |
| 321.5 | 324 | 2.5 | x | x | | | 75 | |
| 324 | 328 | 4 | x | x | | | 76 | |
| 328 | 333 | 5 | x | x | x | 20 | 77 | |
| 333 | 338 | 5 | x | x | | | 78 | |
| 338 | 340.1 | 2.1 | x | x | | | 79 | |
| 340.1 | 343 | 2.9 | x | x | | | 80 | |
| 343 | 348 | 5 | x | x | x | 15 | 81 | |
| 348 | 353 | 5 | x | x | | | 82 | |
| 353 | 356.1 | 3.1 | x | x | | | 83 | |
| 356.1 | 359.4 | 3.3 | x | x | x | 11.4 | 84 | 359.4B |

| | | | | | | | |
|---|---|---|---|---|---|---|---|
| 359.4 | 363 | 3.6 | x | x | | | 85 |
| 363 | 368 | 5 | x | x | | | 86 |
| 368 | 371 | 3 | x | x | x | 11.6 | 87 |
| 371 | 373 | 2 | | NO SAMPLE | | | 88 |
| 373 | 376 | 3 | x | x | | | 89 |
| 376 | 379 | 3 | x | x | | | 90 |
| 379 | 383 | 4 | x | x | | | 91 |
| 383 | 388 | 5 | x | x | | | 92 |
| 388 | 391 | 3 | x | x | x | 18 | 93 |
| 391 | 394 | 3 | x | x | | | 94 |
| 394 | 396 | 2 | x | x | | | 95 |
| 396 | 398 | 2 | x | x | | | 96 |
| 398 | 401.5 | 3.5 | x | x | | | 97 |
| 401.5 | 404.5 | 3 | x | x | x | 13.5 | 98 |
| 404.5 | 410 | 5.5 | x | x | | | 99 |
| 410 | 413.5 | 3.5 | x | x | | | 100 |
| 413.5 | 416.5 | 3 | x | x | | | 101 |
| 416.5 | 421 | 4.5 | x | x | | | 102 |
| 421 | 424 | 3 | x | x | x | 19.5 | 103 |
| 424 | 428 | 4 | x | x | | | 104 |
| 428 | 433 | 5 | x | x | | | 105 |
| 433 | 438 | 5 | x | x | | | 106 |
| 438 | 441.4 | 3.4 | x | x | x | 17.4 | 107 |
| 441.4 | 445 | 3.6 | x | x | | | 108 |
| 445 | 448 | 3 | x | x | | | 109 |
| 448 | 453 | 5 | x | x | | | 110 |
| 453 | 455.4 | 2.4 | x | x | | | 111 |
| 455.4 | 458 | 2.6 | x | x | x | 16.6 | 112 |
| 458 | 463 | 5 | x | x | | | 113 |
| 463 | 468 | 5 | x | x | | | 114 |
| 468 | 471.3 | 3.3 | x | x | | | 115 |
| 471.3 | 475 | 3.7 | x | x | | | 116 |
| 475 | 476.3 | 1.3 | x | x | | | 117 |
| 476.3 | 478 | 1.7 | x | x | x | 20 | 118 |

Down Hole Survey Data
RS-D347-99

| Footage | Measured Bearing | Corrected Azimuth -15.66 | Measured Inclination | Calculated Dip |
|---|---|---|---|---|
| 50 | 91 | 104.7 | 136 | 46.0 |
| 250 | 91 | 104.7 | 134 | 44.0 |
| 450 | 91 | 104.7 | 134 | 44.0 |
| 650 | Camera malfunction | | | |

STP41DHS.CR5 05/04/99 11:48:27

| Point | Northing | Easting | Elevation | Description |
|---|---|---|---|---|
| 1 | 2,203,651.1210 | 483,267.4530 | 4,756.37 | D347 |
| 23 | 2,203,651.7966 | 483,272.3170 | 4,753.37 | D348 |
| 24 | 2,203,652.5251 | 483,273.4820 | 4,750.38 | D349 |
| 25 | 2,203,648.1846 | 483,267.4532 | 4,743.57 | D350 |

Stone 41



VTBORE~1.CR5 05/13/99 13:18:03

| Point | Northing | Easting | Elevation | Description |
|---|---|---|---|---|
| 1 | 2,203,794.1530 | 482,609.1790 | 4,649.69 | VENT |
| 2 | 2,203,826.1480 | 482,595.4780 | 4,646.23 | ED-6BS |
| 3 | 2,203,775.6550 | 482,621.3442 | 4,635.91 | D353 |
| 4 | 2,203,772.1657 | 482,622.2298 | 4,636.56 | D352 |
| 5 | 2,203,770.0147 | 482,626.4114 | 4,637.34 | D351 |

RS-D-347-99

Box 49 is

Missing

Box 49 Missing

RS-D347-99 BOX02
DEPTH 9_5- 19_5

RS-D347-99 BOX01
DEPTH 0_0- 9_5

RS-D347-99 BOX03
DEPTH 19_5- 29_0

42.5
47.5
RS-D347-99 BOX05
DEPTH 39_0- 49_0

33
RS-D347-99 BOX04
DEPTH 29_0- 39_0


RS-D347-99 BOX06
DEPTH 49_0- 58_5
52.8
55.3
57.5
58.8

RS-D347-99 BOX08
DEPTH 68_0- 77_5

68.1
RS-D347-99 BOX07
DEPTH 58_5- 68_0

RS-D347-99 BOX09
DEPTH 77_5- 88_0

RS-D347-99 BOX 11
DEPTH 97_0- 107_0
105
103
100.5

RS-D347-99 BOX 10
DEPTH 88_0- 97_0
96.5
88

RS-D347-99 BOX 12
DEPTH 107_0- 116_0

133
128
RS-D347-99 BOX 14
DEPTH 126_0- 135_0

117.6
119
123
123
RS-D347-99 BOX 13
DEPTH 116_0- 126_0


RS-D347-99 BOX 15
DEPTH 135_0- 144_0
143

158
RS-D347-99 BOX 17
DEPTH 154_0- 165_0


148
153
RS-D347-99 BOX 16
DEPTH 144_0- 154_0

168
174
RS-D347-99 BOX 18
DEPTH 165_0- 174_5


188
193
RS-D347-99 BOX 20
DEPTH 184_5- 194_0

178
183
RS-D347-99 BOX 19
DEPTH 174_5- 184_5

193
199
RS-D347-99 BOX 21
DEPTH 194_0- 203_5

218
RS-D347-99 BOX 23
DEPTH 213_5- 223_0

213
208.3
203.5
RS-D347-99 BOX 22
DEPTH 203_5- 213_5

223
228
RS-D347-99 BOX 24
DEPTH 223_0- 232_5

248
243
RS-D347-99 BOX 26
DEPTH 242_5- 252_0

238
233
RS-D347-99 BOX 25
DEPTH 232_5- 242_5

253
258
RS-D347-99 BOX 27
DEPTH 252_0- 263_0

273
278
RS-D347-99 BOX 29
DEPTH 272_0- 282_0

263
266.7
269
RS-D347-99 BOX 28
DEPTH 263_0- 272_0

283
288
RS-D347-99 BOX 30
DEPTH 282_0- 291_0

302.2
309.5
303
306
304
RS-D347-99 BOX32
DEPTH 300_0- 310_0

298
294
291.3
293
296.7
RS-D347-99 BOX31
DEPTH 291_0- 300_0


RS-D347-99 BOX33
DEPTH 310_0- 319_5

338
RS-D347-99 BOX35
DEPTH 328_5- 338_5

324
328
321.5
323
318.8
RS-D347-99 BOX34
DEPTH 319_5- 328_5


340.1
RS-D347-99 BOX36
DEPTHE 338_5- 348_0

RS-D347-99 BOX38
DEPTH 356_0- 376_0

RS-D347-99 BOX37
DEPTH 348_0- 356_5


RS-D347-99 BOX39
DEPTH 376_0- 392_0

RS-D347-99 BOX 41
DEPTH 401_5- 411_0
404.5
410

RS-D347-99 BOX 40
DEPTH 392_0- 401_5
401.5
398
394
396

RS-D347-99 BOX 42
DEPTH 411_0- 421_0
413.5
417.5

433'
438'
RS-D347-99 BOX 44
DEPTH 430_5- 439_0

424
423'
421
RS-D347-99 BOX 43
DEPTH 421_0- 430_5

443'
445
RS-D347-99 BOX 45
DEPTH 439_0- 448_0


458
RS-D347- 99 BOX 47
DEPTH 457_0- 466_5

455
455.4
448
RS-D347- 99 BOX 46
DEPTH 448_0- 457_0

466.5
471.3
477
475
RS-D347- 99 BOX 48
DEPTH 466_5- 476_0

498
503
RS-D347-99 BOX 51
DEPTH 496_5- 506_0

494
493
RS-D347-99 BOX 50
DEPTH 486_5- 496_5

RS-D347-99 BOX 51
DEPTH 496_5- 506_0

MUD-LATCH
518
523
RS-D347-99 BOX 53
DEPTH 515_0- 525_5

513
508
RS-D347-99 BOX 52
DEPTH 506_0- 515_0

528
528.5
533
RS-347-99 BOX 54
DEPTH 525-5-535

548
553
RS-347-99 BOX 56
DEPTH 547-0-556-0

542
539
545
543
Mistatch
RS-347-99 BOX 55
DEPTH 535-0-547-0

556
558
561
RS-347-99 BOX 57
DEPTH 556-0-565-0


578
583
RS-347-99 BOX 59
DEPTH 574-5-585-0


568
569.5
565
573
RS-347-99 BOX 58
DEPTH 565-0-574-5

582
592
593
RS-347-99 BOX 60
DEPTH 585-0-594-0

613
604.6
603
RS-347-99 BOX 62
DEPTH 603-0-613-0

603
595
598
594
RS-347-99 BOX 61
DEPTH 594-0-603-0

RS-347-99 BOX 63
DEPTH 613-0-622-5

RS-347-99 BOX 65
DEPTH 632-5-642.0

RS-347-99 BOX 64
DEPTH 622-5-632.5

RS-347-99 BOX 66
DEPTH 642-0-651.5

653
TD
658
RS-347-99
BOX 67
DEPTH
651-5-658.0 TD

WELL BS-D347-99

DEPTH 50

PICTURE NO.

INCLINATION

OBS. DIR.

COR. DIR.

TOOL FACE

RUN BY Darryl

DATE 4-23-99

CHECKED BY

sperry-sun

DRILLING SERVICES


130
130
130

WELL RS-D347-99

DEPTH 250

PICTURE NO.

INCLINATION

OBS. DIR.

COR. DIR.

TOOL FACE

RUN BY Darryl

DATE 4-23-99

CHECKED BY

sperry-sun

DRILLING SERVICES

130
NE
130
E
130
SE

WELL RS-D347-99

DEPTH 450

PICTURE NO.

INCLINATION

OBS. DIR.

COR. DIR.

TOOL FACE

RUN BY Darryl

DATE 1-23-99

CHECKED BY

sperry-sun

DRILLING SERVICES

8
130
NF
130
E
8
130
SF