60001142

Mining District File Summary Sheet

DISTRICT	Rosebud
DIST_NO	4010
COUNTY If different from written on document	Pershing
TITLE If not obvious	Rosebud Drill Hole File – Hole No. RS-D345-99
AUTHOR	D. Mackerrow; L. Mackedon; C. Ballew; R. Vance; K Allen
DATE OF DOC(S)	1999
MULTI_DIST Y / (N?) Additional Dist_Nos:	
QUAD_NAME	Sulphur 7.5'
P_M_C_NAME (mine, claim & company names)	Rosebud Mine; Rosebud Project; Rosebud Mining Co. LLC Hecla Mining Co. Newmont Gold Co.; North Zone
COMMODITY If not obvious	gold; silver
NOTES	Drill log; geology; assay; photographs; total depth 1000' receipt; hand written notes; downhole camera images downhole survey; geochemistry 156p. 8 down hole camera images

Keep docs at about 250 pages if no oversized maps attached
(for every 1 oversized page (>11x17) with text reduce
the amount of pages by ~25)

SS: DP 5/13/08
Initials Date
DB: Mah
Initials Date
SCANNED: NB
Initials Date

Revised: 1/22/08

RS-D345-99

345

60001142 4010

6000 1142

Hecla MINING COMPANY

- quartz, chalcedony, silicification
- faults, fractures
- FeOx
- sulfide
- calcite, carbonate
- argillization, white clays
- propylitization
- potassic alteration
- chlorite, chloritic clays
- Barite

Intensity →

ROSEBUD PROJECT
DIAMOND DRILL LOG

HOLE NUMBER	RS-D345-99	LOCATION	North Zone X-cut Sec. 1500
PAGE 1 OF 15		NORTHING	
DATE	3-30-99	EASTING	
LOGGED BY	D.G. Macherron	ELEVATION	
SCALE	1" = 10'	AZIMUTH	N 55°W
TOTAL DEPTH	1000	INCLINATION	-26

REMARKS

LITH	OX/RE	LITHOLOGY	FT	GRAPHIC LOG	STRUCTURE	ALTERATION AND MINERALIZATION
TOS	R	0-287 TOS EPICLASTIC SEDIMENTS AND ASHFALL TUFFS. Epiclastic sediments ranging from sandstones to conglomerates. Ash fall tuffs contains fragments in a volcanic clay matrix. Rock is pale to dark green in color from chloritic alteration. 41-45.2 COARSE LAPPILLI TUFF with clast up to ½" diameter	10, 20, 30, 40, 50		5-5.5 Pyrite/silic zone 40° to c. 10-12.5 Pyrite veinlets at 60° to c. 49' Bedding 30° to c. in sandy beds	Calcite veins present but frequency is low. Pyrite after marcasite is present with the thicker calcite veins. Disseminated. Sediment is weakly argillized. Rock yeta waxy feel to it

ANALYTICAL DATA

FROM	TO	W	Au	Ag	Au2	A
0	5					
5	9					
9	14					
14	19					
19	24					
24	29					
29	34.2					
34.2	39					
39	44					
44	49					
49	54					

HOLE NUMBER RS-D 345-99 PAGE 2 OF 15

LITH.	OX/RED.	LITHOLOGY	FT	GRAPHIC LOG	STRUCTURE	ALTERATION AND MINERALIZATION
TOS	R	0-267 TOS EPICLASTIC SEDIMENTS AND ASH FALL TUFFS Continued epiclastic sediments and interbedded Tuffs A.L.S. Fragments sporadically present through the core 121.4 – 161.2 Conglomerate consisting of lithic fragments up to 3" in diameter.	50 60 70 80 90 100 110 120		101 - Pyrite veinlet Cross cuts bedding	Disseminated pyrite remains at 1-2% Traces of marcasite locally present Calcite is only vein present at this time 102.3 - Bladed marcasite in a calcite vein 115.1 – 115 Hematitic stains tuff to a brown color

ANALYTICAL DATA					
FROM	TO	W	Au	Ag	Au2
49	54				
54	59				
59	64				
64	69				
69	74				
74	79				
79	84				
84	89				
89	94				
94	99				
99	102.5				
102.5	107.5				
107.5	110.5				
110.5	115				
115	120				

HOLE NUMBER RS-D345 PAGE 3 OF 15

LITH.	OX/RED.	LITHOLOGY	FT	GRAPHIC LOG	STRUCTURE	ALTERATION AND MINERALIZATION
TOS	R	TOS EPICLASTIC SEDIMENTS AND ASHFALL TUFFS INTERBEDDED epiclastic volcanicly derived sandstones and conglomerates. ALS fragments present in sandstone and trapped in Ash fall tuffs 121.4 – 161.2 Epiclastic Conglomerate 161.2 – 180 ASHFALL TUFF has a high clay matrix	120 130 140 150 160 170 180 190	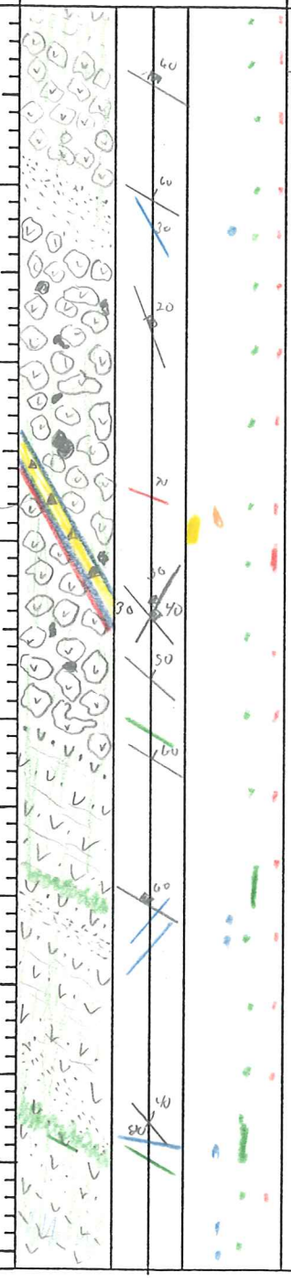	125 60° tco Fracture with 20° tco slicks 148.5 – 149.8 Silica healed breccia with white clay Fault dips 30° tco	Fine disseminated "Shiny" pyrite in the epiclastics. 149 Pink white clay and silica with dark pyrite 148.5-149.8 Clay and druzy qtz matrix Footwall surface is flooded with dark pyrite and minor marcasite 161-167 Disseminated marcasite in Tuff 187 – Calcite in matrix of Tuffs and S.S. begins

ANALYTICAL DATA FROM	TO	W	Au	Ag	Au2
120	125				
125	129				
129	133.5				
133.5	138.5				
138.5	143.5				
143.5	148.5				
148.5	150				
150	155				
155	160				
160	165				
165	170				
170	175				
175	180				
180	185				
185	190				

HOLE NUMBER RS-D34S-99 PAGE 4 OF 15

LITH.	OX/RED.	LITHOLOGY	FT	GRAPHIC LOG	STRUCTURE	ALTERATION AND MINERALIZATION	ANALYTICAL DATA FROM	TO	W	Au	Ag	Au2
TOS	R	0-287 TOS. EPICLASTIC SEDIMENT AND ASH FALL TUFFS INTERBEDDED Epiclastic Sandstones and conglomerates derived from volcanics and ALS. shales. 231-265.7 Sediments contain ≥95% Dozer Fragments. Below 244' % Dozer ≥98%. Last Location containing sedimentary matrix 265.7. of identifiable TOS. 229-252 Hematitic overprint turns core pinkish brown. 252-279 core becomes purple brown in color with increased Hematite content. 262-285 Last beds/seams of course sandstone derived from Dozer	190 200 210 220 230 240 250 260		Low Frequency of Fractures. 218 Calcite veins dipping 40° to 201-231 clast supported conglomerate with minor clay matrix 261-264 Course S.S. and fine conglomerate with local clay matrix supporting clast.	General chloritization continues. Disseminated pyrite Present to 1-2% 231-250 Dozer clasts are Very light pinkish brown. Some bleaching associated with weak argillization. 230-252 pyrite is still present even though hematite and specularite begins to increase 260- Argillized clay matrix	190 195 200 205 210 215 220 225 230 235 240 245 250 255	195 200 205 210 215 220 225 230 235 240 245 250 255 259					

HOLE NUMBER RS-D 345-99 PAGE 5 OF 15

LITH.	OX/RED.	LITHOLOGY	FT	GRAPHIC LOG	STRUCTURE	ALTERATION AND MINERALIZATION
TOS	R	0-287 TOS. EPICLASTIC SANDSTONES AND CONGLOMERATES WITH ASH FALL TUFFS Dozer becomes 298% of clast below 231. Sporatic sandy beds continue to 286. Below 261 sedimentary beds are never over 1" thick. The Dozer looks like autobreccia below 244'	260 270 280 290 300 310 320 330		282-287 Highangle fracture zone at 20° to with oblique slip at 20° to 282 - 1/2" course sand stone bed offset 1" on fracture 20° to the offset is down the hole 292.5-296.4 Fracture zone with calcite healed Bx. Highangle fx.	279 - Weakly argillized and bleach volcanic 259 - Chlorite coats fracture in various intensities from this depth 309 - Chlorite on fracture surface
Td	R	287 - 600 Dozer Fine grained to aphantic volcanic flow. Pinkish white in color. Internal older autobreccia present. 245-261 This could have been a small flow above main flow of Dozer. All fragments/clast become Dozer. Texture would be autobreccia and not conglomeratic				

ANALYTICAL DATA						
FROM	TO	W	Au	Ag	Au2	
259	264					
264	269					
269	274					
274	279					
279	282.5					
282.5	287					
287	292.5					
292.5	296.4					
296.4	299					
299	304					
304	309					
309	314					
314	319					
319	324					
324	329					

HOLE NUMBER RS-D 345-99 PAGE 6 OF 15

LITH.	OX/RED.	LITHOLOGY	FT	GRAPHIC LOG	STRUCTURE	ALTERATION AND MINERALIZATION
Td	R	287-600 DOZER Light Pinkish white volcanic flow continues. Sulfide content averaging 1% with local accumulations over 3" to 3% 352.3 Auto breccia of flow becomes dominate flow texture. 379 Increasing hematite stained matrix to auto bxa 407 Core becomes purple brown in color from hematite and chloritic alteration is over printed	330 340 350 360 370 380 390 400	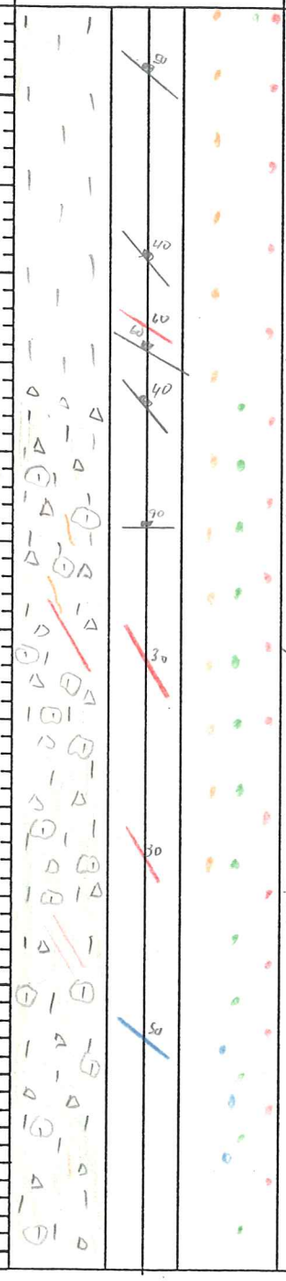	Internal autobxa present in the flow 350' 60° tcu marcasite on fractures 352.5 30° tcu marcasite clay VN 376 - 30° tcu marcasite vein with micro bxa of Dozer 383-385 30° tcu heal sulfide fracture set	Clay on fractures is the waxey partially lithified variety 349-389 - Marcasite veinlets and fracture filling increase 355-369 - white clays on fractures 353.9 - CHLORITIC staining of core gives a greenish pink tint

ANALYTICAL DATA					
FROM	TO	W	Au	Ag	Au2
329	334				
334	339				
339	344				
344	349				
349	353.9				
353.9	359				
359	364				
364	369				
369	374.1				
374.1	379				
379	384				
384	389				
389	394				
394	400				

HOLE NUMBER RS-D345-99 PAGE 7 OF 15

LITH.	OX/RED.	LITHOLOGY	FT	GRAPHIC LOG	STRUCTURE	ALTERATION AND MINERALIZATION
Td	R	287-600 DOZER Pinkish green white Dozer grading into hematitically stained purple brown gray Dozer Auto breccia continues from 352.3. Liesegang banding of some clast has taken place. 408- Free unoxidized pyrite decreases. <0.5% Auto breccia clast are light to medium gray in a matrix of gray to dark reddish brown flow. Color is primary an not alteration. Hematite colors all fractures through this portion of the hole. Pinu 447 Greenish clay	400 410 420 430 440 450 460 470	40 60 70 45 50 80 40	Auto breccia texture continues with variable levels of clast 457 Low angle fracture 80° tca with 30° tca slicks 468 40° tca Fx with 20° tca dipslip	405-500 Very weak alteration 408 Hematite/specularite overprint core and fresh pyrite decreases 408-505.5 Hematitic zone 433 1/4" calcite vein 60° tca 447 - Pinu Green clay 452- calcite veins 40° tca

ANALYTICAL DATA

FROM	TO	W	Au	Ag	Au2
400	404				
404	408				
408	412.9				
412.9	418				
418	423				
423	428				
428	433				
433	438				
438	443				
443	449				
449	455				
455	460				
460	465				
465	470				

HOLE NUMBER RS-0345-97 PAGE 8 OF 15

LITH.	OX/RED.	LITHOLOGY	FT	GRAPHIC LOG	STRUCTURE	ALTERATION AND MINERALIZATION
Td	R	287-600 DOZER Auto brecciated Volcanic Flow continues. Hematitic staining from probable specularite. Hematitic auto breccia decreases between 500-504 feet. Traces of pyrite return at 500.5' and increases to the general 1% level 538.5-602 Fracture zone with breccias clay development and general argillization. This zone also contains the fault contact with "BMB" type intrusion at 600'	470 480 490 500 510 520 530 540		Auto Breccia texture continues 493-505.5 - This looks like reactivated breccia with light silicification. There is 10°-20° tca foliation to hematite staining 528.5-536 Decreased Auto breccia texture 538.5-543 Tectonic breccia with silica healed breccia, Not all clasts are silicified	Calcite veinlets are present at a low frequency 500.5 - Trace to weakly chloritic alteration Sulfide levels begin to increase 535.8 — 543 Silica in breccia matrix. Silica is brecciated. This matches Au zone in 97-380

ANALYTICAL DATA

FROM	TO	W	Au	Ag	Au2
470	475				
475	480				
480	484				
484	489				
489	492.1				
492.1	496				
496	500.5				
500.5	504				
504	509				
509	514				
514	519				
519	524				
524	529				
529	534				
534	535.8				
535.8	538.8				

HOLE NUMBER RS-D345-99 PAGE 9 OF 15

LITH.	OX/RED.	LITHOLOGY	FT	GRAPHIC LOG	STRUCTURE	ALTERATION AND MINERALIZATION	ANALYTICAL DATA FROM	TO	W	Au	Ag	Au2
Td	R	287-600 DOZER Fine grained volcanic flow with auto breccia texture. STructural zone begins at 538.8 and goes to the contact with 'BMB' Type intrusive. 555.5-573 Fault and Fracture zone 555.5-556.5 Rubble Breccia with high angle foliation 20° tca. 556.5-562.4 Crackle breccia/stockwork of silica stained with fine pyrite/marc. white clay and green clay on fracture. 561.5 - to 562.4 Greenish tint silica 562.4-566.7 Highly fractured locally crackle breccia. 30° tca fabric to fractures. Possible older milled breccia from 565.7 - 566.7 566.7-569.4 Chloritic clay matrix milled breccia 569.4-573 STOCKWORK/CRACKLE Breccia zone moderate to heavy clay development 584 Calcite on fracture surfaces begins 600-811 BUD MARKER TYPE PORPHYRY	540 550 560 570 580 590 600 610	Pima 566 white clay Pima 583 green clay	538.8-543 Silica healed breccias with silicified and non silicified breccia clast. Clast are subrounded in shape. 543-546.2 Highly fractured with with silica flooded fractures. 554-573 Tectonic fracture and breccia zone. Fractures are dark gray from fine disseminated sulfides along their multiple orientations. 558 10° tca fracture with slip 50° tca 555.5-562.4 Rubble breccia with high angle shear foliation with oblique slip. Thin dark sulfide vein material at 555.5 600 Fault contact Orientation lost to Drilling. Closest fx at 30° tca	541-542 INCREASED chloritic alteration in breccia. 543 - Begining of white clays on fractures in the broken ground. 543-546.2 Silica healed fractures with white clay and marcasite blades 546.2 Argillization becomes dominate alteration with significantly increased white clays. 566- PIMA white clay in fx 555.5-600 chloritic alteration increases toward contact with it heavy on fx 573-579 qtz and clay veins 587 Dozer become calcareous, large calcite veins	538.8 543 546.2 550.7 555.5 559 562.4 566.7 569.4 573 575.5 579 584 589 593 597 600 601.2 605 610	543 546.2 550.7 555.5 559 562.4 566.7 569.4 573 575.5 579 584 589 593 597 600 601.2 605 610					

HOLE NUMBER RS-D345-99 PAGE 10 OF 15

LITH.	OX/RED.	LITHOLOGY	FT	GRAPHIC LOG	STRUCTURE	ALTERATION AND MINERALIZATION
BMP	R	600-811 BUD-MARKER BED TYPE PORPHYRY Phorphoritic ryolite flow with a trace of chloritic alteration. Aphanitic matrix with 1-3mm phenocryst. 634-638 Breccia clast are aphanitic without phenocrysts 643.2-668.5 Volcanic clay matrix breccia. Milled breccia with subrounded clast. More expansion than rotation. large last to 1' thick present in this breccia. Foliation is 20° to the core axis. Breccia clast of calcite in the clay matrix 3%	610 620 630 640 650 660 670 680		600- Phorphyry is brecciated for most of its length Brecciation is generally healed by calcite. Most of the breccia is mosaic in intensity 615-617.5 Silica healed tectonic Bxa 643.2-668.5 - clay matrix Bxa (See left) chloritic clay matrix 687.5 - End of General breccia with orientation of 30° to	Slow reacting calcite veins, Possible dolomitic or manganese in calcite matrix 600- Marcasite and Py after marcasite continues in the 5% 628 - Chlorite Vein that was offset 1/2" along calcite vein propogating from breccia matrix 643.2-668.5 Increased argillization and chloritic alteration 675- Pinkish calcite mass ≈ 2" thick

ANALYTICAL DATA

FROM	TO	W	Au	Ag	Au2
610	615				
615	617.5				
617.5	620				
620	625				
625	630				
630	634				
634	638				
638	643.2				
643.2	648				
648	651.7				
651.7	655				
655	660				
660	665				
665	668.5				
668.5	671				
671	676				
676	681				

HOLE NUMBER RS-D345-99 PAGE 11 OF 15

LITH.	OX/RED.	LITHOLOGY	FT	GRAPHIC LOG	STRUCTURE	ALTERATION AND MINERALIZATION	ANALYTICAL DATA FROM	TO	W	Au	Ag	Au2
BMP	R	600-811 BUD MARKER BED TYPE PORPHYRY Phorphoritic volcanic flow continues chloritic phenocryst Unit is ≥95% brecciated, Calcite and clay are brecciate matrix components. 687.5 – 695.5 – Phorphyry is not brecciated like the rest of the phorphyry. 701-711 Two feet core loss in Run beginning at 704.8 711-720 Portion of the run look like ground core. 5' of 9' were lost Fragments of Porphyry in 100% clay matrix 720-730 – 6' of core loss Intervals become healed breccia with dark disseminated pyrite in the matrix S.R.F. 702.7 – 742.5 Fault has heavy argillization in hanging wall from 702.7 – 728.6. 728.6 – 739.5, Breccia is predominantly clay healed with spotty silica with fine dark pyrite in the matrix, Volcanic clay matrix has healed portions of fault. This does not have the minor area silica flooding Pine 702.9 Gray BMP Int Pine 740 Gray Pine 741 Gch clay in bxo	680 690 700 710 720 730 740 750	40 30 20 60 30 30 30 60 60 60 30 30	687.5 – 695.5 Non breccia Portion of Flow. 695.5 – 702.7 – Calcite healed rubble Bxo. Calcite up to 2" thick. This is the first occurence of SRF Bxo. 702.7 – 720 Crush clay mush. No fabric. 720. 702.7 – Hanging wall Contact of S.R.F. lost during drilling 728.6 – 730 Silica, clay and pyrite Matrix breccia 730 – 739.4 Clay and minor silica matrix breccia. 739.4 – 742.5 Greenish clay matrix bxo	Bluded Marcasite found at levels of ≈ 1%, Marcasite has replaced some former phenocryst 702.7 – 720 Extreme Argillization begins and continues To 720 Core consist of gray clay mush. 702.7 – 704.8 white clay streaks 721 – 1" thick Pyrite vein dipping at 30° to 723 – 728.5 – Represented by 0.5' of clay mush 728.6 – 730 highest level of silica and pyrite in breccia matrix 739.2 Trace of Black clay derived From A.L.S. 738 – 739.4 Calcadonic qtz matrix	681 686.4 686.4 691 691 695.5 695.5 701 701 702.7 702.7 704.8 704.8 707.9 707.9 711 711 715.5 715.5 720 720 723 723 728.6 728.6 730 730 735 735 738 738 739.4 739.4 742.5 742.5 745 745 747 747 750					

HOLE NUMBER RS-D345-99 PAGE 12 OF 15

ITH.	OX/RED.	LITHOLOGY	FT	GRAPHIC LOG	STRUCTURE	ALTERATION AND MINERALIZATION
bmp	R	600-811 BUD MARKER BED TYPE PORPHYRY Medium gray porphyritic flow. White clay locally replaces phenocryst. Marcasite and pyrite after marcasite blades. Pyrite veins are present in the flow below 767.5 Pinx 754 - wkly 788-803 Low angle fracture zone with increasing intensity with depth. Slivers of Dozer included in the fracture zone Pinx 782 → wk ch, fx matrix 798.9 - 802 Combined fracture zone containing Dozer and Porphyry. 800 - 802. Grayish white intrusive with irregular contacts 802 - 806.3 Grayish white intrusive Dozer fine grained with bladed marcasite	750 760 770 780 790 800 810 820	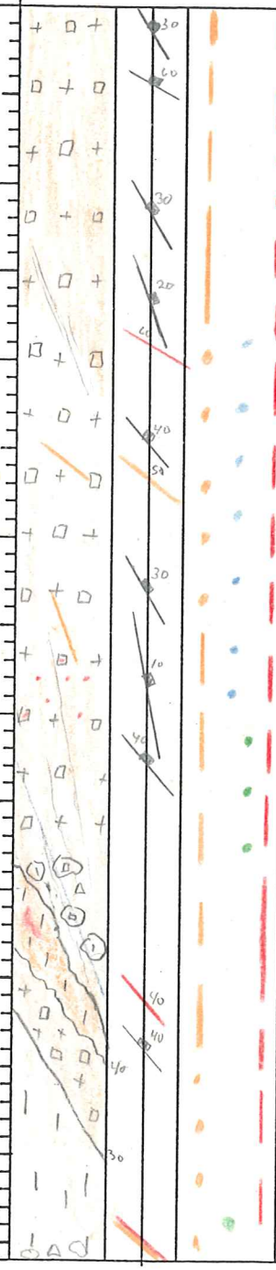	742.5 - 745 Footwall fracturing is heavy producing rubble 745-747 Breccia rubble with pyrite and clay 748-748.5 clay matrix breccia with silicified fragments 750-751 Clay with large clast 751-763 Highly fractured intrusive 763-767.5 Clay on high angle fracture 785-798 High angle shear 10° tcu with slips 10° tcu fractures Traces of chloritic clay on the surfaces 799-800 Clay filled crackle brx with bladed marcasite in the clay 811 - INTRUSIVE contact at 30° tcu contact is irregular	754 Pinx white clay White clay begins at 702.7 and increases with depth. Clay becomes much heavier below 752 767.5 - 785 Trace levels of Argillization 769.5 - Calcite begins to replace some phenocryst and coats fine fracture surfaces 785-790 marcasite replaces phenocryst 800-807.2 - Core is bleached to a light white color. 795-800 marcasite coating fracture surfaces 811 Fine grained pyrite and pyrite after marcasite
Td	R	811 - 1000 DOZER Aphantic Grayish white Volcanic flow. Flow banding weakly present. Auto Breccias also present				

ANALYTICAL DATA

FROM	TO	W	Au	Ag	Au2
750	752		.784		
752	754.5		.016		
754.5	757		.298		
757	760				
760	763		.068		
763	767.5				
767.5	771.4				
771.4	774.5				
774.5	779.5				
779.5	782		.006		
782	785		.005		
785	790		.014		
790	795		.376		
795	798.9		.696		
798.9	802		.541		
802	804		.064		
804	806.3		.039		
806.3	811		.027		
811	814				
814	819				

HOLE NUMBER RS-D345-99 PAGE 13 OF 15

LITH.	OX/RED.	LITHOLOGY	FT	GRAPHIC LOG	STRUCTURE	ALTERATION AND MINERALIZATION
Td	R	811-1000 DOZER Aphantic flow with weak foliation and auto breccia texture. Spotty aggregation of Pyrite. Bleded marcasite associated with white clay veins 890.5 Auto breccia texture ends	820 830 840 850 860 870 880 890		822.6-825.9 Auto breccia; angular to sub rounded clast in white volcanic calcareous matrix 824-824.4. Moderate to heavy expansion. 825.9 Auto breccia texture looks older weak foliation to breccia of 50° tca 846- Fracture with calcite 30° tca 854.5 30 tca fracture with sulfide 870.9-872.5 Fracture zone with highangle sulfide veins 30° tca and 10° tca 875-1000 Open fracture frequency decreases to almost 0	Marcasite/Pyrite veinlets with small aggregations of pyrite 846 - Calcite/clay mass with bleded marcasite around the edges of the vein 854.5 Marcasite vein 30° tca with clay traces 865.5 ½" vein of Pyrite after marcasite with micro bxa of volcanics at 30° tca 856-863 Traces of silicification

ANALYTICAL DATA					
FROM	TO	W	Au	Ag	Au2
819	822.6				
822.6	825.9				
825.9	829				
829	834				
834	839				
839	844				
844	849				
849	854				
854	856				
856	859				
859	862.7				
862.7	864				
864	866.2				
866.2	870.9				
870.9	872.5				
872.5	874				
874	879				
879	884				
884	888.5				

HOLE NUMBER RS-D345-99 PAGE 14 OF 15

LITH.	OX/RED.	LITHOLOGY	FT	GRAPHIC LOG	STRUCTURE	ALTERATION AND MINERALIZATION	ANALYTICAL DATA FROM	TO	W	Au	Ag	Au2
Td	R	811-1000 DOZER Fine grained/sphenitic Flow with Auto breccia internal texture. Color ranges from grayish white local areas with pinkish brown clay matrix breccias. Very weak trace of chloritic alteration continues 949.5 - 961 Auto breccia texture	890 900 910 920 930 940 950 960		Auto bxu texture end at 890.5 909 - Auto breccia texture 933-946.7 Tectonic breccia with increasing expansion with maximum 945-946.7 Matrix of breccia is a lithified clay. Trace of silica in a brown clay matrix 942-943.8	Low level pyrite and marcasite continue in the hole with only local and weak increases 891 traces of calcite reaction the healed fractures 933 - Traces of calcite on fracture 949.5 marcasite at contact of begining of autobxu.	888.5 893.5 898.5 903.5 908 913 918 923 928 933 938 942 943.8 946.7 949.5 953 958	893.5 898.5 903.5 908 913 918 923 928 933 938 942 943.8 946.7 949.5 953 958 961					

HOLE NUMBER RS-D345-99 PAGE 15 OF 15

LITH.	OX/RED.	LITHOLOGY	FT	GRAPHIC LOG	STRUCTURE	ALTERATION AND MINERALIZATION
Td	R	811-1000 DOZER Fine grained to aphanitic flow continues. Trace levels of chlorite continues through out the rock with minor concentrations of chlorite on fracture Pinx 980.5 white clay on fx T.D. 1000	960 970 980 990 1000	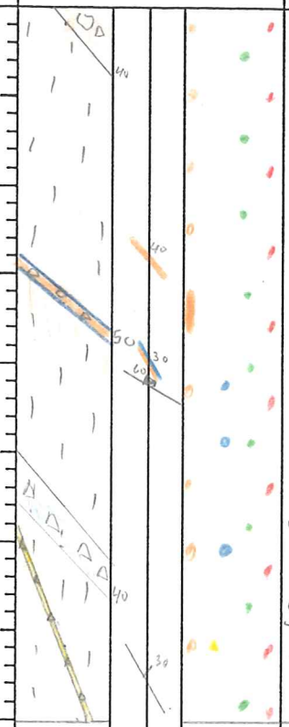	976-976.7 Shear zone 988-990.1 Auto breccia with matrix that includes calcite 996-996.5 High angle breccia 20° tca with silica/clay matrix	979.5 30° tca Calcite and white clay Vein with bluded Pyrite after marcasite

ANALYTICAL DATA

FROM	TO	W	Au	Ag	Au2
958	961				
961	964				
964	969				
969	974				
974	979				
979	984				
984	989				
989	994				
994	1000				

HECLA MINING COMPANY – ROSEBUD PROJECT
GEOTECHNICAL DRILL LOG

HOLE # RS-D345-99 DATE: 3-30-99 LOGGED BY: D.G. MacKerrow PAGE 1 OF 13

DRILL RUN		SOLID CORE RECOVERY (%)	TOTAL CORE RECOVERY (%)	RQD	ROCK STRENGTH		FRACTURE DATA				DENSITY DATA			
FROM	TO				DOWNHOLE DEPTH	POINT LOAD INDEX (psi)	FRACTURE DENSITY/FT.	AVG. ANGLE TO C.A.	ROUGHNESS	INFILL	DOWNHOLE DEPTH	SAMPLE WEIGHT (g)	DISPLACEMENT (cc)	DENSITY (g/cc)
0	5	76	100	74										
5	9	100	100	75										
9	14	100	100	94										
14	19	100	100	92										
19	29	92	98	92										
29	39	100	98	100										
39	49	100	93	75										
49	59	100	94	84										
59	69	100	96	78										
69	79	100	96	85										
79	89	100	92	87										

HECLA MINING COMPANY – ROSEBUD PROJECT
GEOTECHNICAL DRILL LOG

HOLE # RS-D345-99 DATE: 3-30-99 LOGGED BY: D.G. Mackerrow PAGE 2 OF 13

DRILL RUN		SOLID CORE RECOVERY (%)	TOTAL CORE RECOVERY (%)	RQD	ROCK STRENGTH		FRACTURE DATA				DENSITY DATA			
FROM	TO				DOWNHOLE DEPTH	POINT LOAD INDEX (psi)	FRACTURE DENSITY/FT.	AVG. ANGLE TO C.A.	ROUGHNESS	INFILL	DOWNHOLE DEPTH	SAMPLE WEIGHT (g)	DISPLACEMENT (cc)	DENSITY (g/cc)
89	99	100	94	91										
99	105	100	110	110										
105	115	90	103	70										
115	125	97	100	70										
125	133.5	89	95	86										
133.5	143.5	96	100	67										
143.5	150	100	107	97										
150	160	100	101	91										
160	170	100	100	82										
170	180	100	94	70										
180	190	100	100	69										

HECLA MINING COMPANY – ROSEBUD PROJECT
GEOTECHNICAL DRILL LOG

HOLE # RS-034S-99 DATE: 3-30-99 LOGGED BY: D.G. MacKerrow PAGE 3 OF 13

DRILL RUN		SOLID CORE RECOVERY (%)	TOTAL CORE RECOVERY (%)	RQD	ROCK STRENGTH		FRACTURE DATA				DENSITY DATA			
FROM	TO				DOWNHOLE DEPTH	POINT LOAD INDEX (psi)	FRACTURE DENSITY/FT.	AVG. ANGLE TO C.A.	ROUGHNESS	INFILL	DOWNHOLE DEPTH	SAMPLE WEIGHT (g)	DISPLACEMENT (cc)	DENSITY (g/cc)
190	200	100	99	90										
200	210	100	101	100										
210	220	100	100	98										
220	230	100	103	100										
230	240	100	97	100										
240	250	100	96	81										
250	259	100	100	62										
259	269	90	100	82										
269	279	100	97	78										
279	289	59	100	45										
289	299	100	103	65										

HECLA MINING COMPANY – ROSEBUD PROJECT
GEOTECHNICAL DRILL LOG

HOLE # RS-D345-99 DATE: 3-31-99 LOGGED BY: D.G. Mucherrow PAGE 4 OF 13

DRILL RUN		SOLID CORE RECOVERY (%)	TOTAL CORE RECOVERY (%)	RQD	ROCK STRENGTH		FRACTURE DATA				DENSITY DATA			
FROM	TO				DOWNHOLE DEPTH	POINT LOAD INDEX (psi)	FRACTURE DENSITY/FT.	AVG. ANGLE TO C.A.	ROUGHNESS	INFILL	DOWNHOLE DEPTH	SAMPLE WEIGHT (g)	DISPLACEMENT (cc)	DENSITY (g/cc)
299	309	100	100	87										
309	319	100	103	74										
319	329	100	98	93										
329	339	100	101	95										
339	349	100	103	86										
349	359	100	100	70										
359	369	97	100	85										
379	389	100	93	89										
389	394	100	96	88										
394	400	100	116	83										
400	408	100	100	83										

HECLA MINING COMPANY – ROSEBUD PROJECT
GEOTECHNICAL DRILL LOG

HOLE # RSD345-99 DATE: 4-6-99 LOGGED BY: D.G. Mucherron PAGE 5 OF 13

DRILL RUN		SOLID CORE RECOVERY (%)	TOTAL CORE RECOVERY (%)	RQD	ROCK STRENGTH		FRACTURE DATA				DENSITY DATA			
FROM	TO				DOWNHOLE DEPTH	POINT LOAD INDEX (psi)	FRACTURE DENSITY/FT.	AVG. ANGLE TO C.A.	ROUGHNESS	INFILL	DOWNHOLE DEPTH	SAMPLE WEIGHT (g)	DISPLACEMENT (cc)	DENSITY (g/cc)
408	418	100	100	100										
418	428	100	100	96										
428	438	100	101	98										
438	445	100	100	91										
445	455	100	99	81										
455	465	100	100	89										
465	475	100	100	95										
475	484	100	100	83										
484	494	100	100	89										
494	504	100	101	83										
504	514	100	101	86										

HECLA MINING COMPANY – ROSEBUD PROJECT
GEOTECHNICAL DRILL LOG

HOLE # R.S.-D345-99 DATE: 4-6-99 LOGGED BY: D.G. Muckerrow PAGE 6 OF 13

DRILL RUN		SOLID CORE RECOVERY (%)	TOTAL CORE RECOVERY (%)	RQD	ROCK STRENGTH		FRACTURE DATA				DENSITY DATA			
FROM	TO				DOWNHOLE DEPTH	POINT LOAD INDEX (psi)	FRACTURE DENSITY/FT.	AVG. ANGLE TO C.A.	ROUGHNESS	INFILL	DOWNHOLE DEPTH	SAMPLE WEIGHT (g)	DISPLACEMENT (cc)	DENSITY (g/cc)
514	524	100	101	87										
524	534	100	102	96										
534	544	100	70	71										
544	554	87	96	26										
554	559	0	80	20										
559	569	60	98	22										
569	579	75	100	25										
579	589	67	101	52										
589	599	11	110	10										
599	605	53	95	26										
605	615	72	90	12										

HECLA MINING COMPANY – ROSEBUD PROJECT
GEOTECHNICAL DRILL LOG

HOLE # R.S.-D345-99 DATE: 4-6-99 LOGGED BY: D.G. Mackerron PAGE 7 OF 13

DRILL RUN		SOLID CORE RECOVERY (%)	TOTAL CORE RECOVERY (%)	RQD	ROCK STRENGTH		FRACTURE DATA				DENSITY DATA			
FROM	TO				DOWNHOLE DEPTH	POINT LOAD INDEX (psi)	FRACTURE DENSITY/FT.	AVG. ANGLE TO C.A.	ROUGHNESS	INFILL	DOWNHOLE DEPTH	SAMPLE WEIGHT (g)	DISPLACEMENT (cc)	DENSITY (g/cc)
615	620	100	116	70										
620	630	100	100	80										
630	640	100	102	74										
640	648	48	115	42										
648	655	71	90	38										
655	665	30	98	16										
665	671	23	88	20										
671	681	90	101	60										
681	691	95	100	74										
691	701	85	100	48										
701	711	0	84	6										

HECLA MINING COMPANY – ROSEBUD PROJECT
GEOTECHNICAL DRILL LOG

HOLE # RS-D345-99 DATE: 4-8-99 LOGGED BY: D.G. Mackerrow PAGE 8 OF 13

DRILL RUN		SOLID CORE	TOTAL CORE	RQD	ROCK STRENGTH		FRACTURE DATA				DENSITY DATA			
FROM	TO	RECOVERY (%)	RECOVERY (%)		DOWNHOLE DEPTH	POINT LOAD INDEX (psi)	FRACTURE DENSITY/FT.	AVG. ANGLE TO C.A.	ROUGHNESS	INFILL	DOWNHOLE DEPTH	SAMPLE WEIGHT (g)	DISPLACEMENT (cc)	DENSITY (g/cc)
711	720	0	44	0										
720	730	0	44	10										
730	735	48	90	26										
735	740.5	78	96	13										
742.5	742.5	0	100	0										
742.5	745	0	100	0										
745	747	0	100	0										
747	750	0	93	0										
750	752	0	100	0										
752	754.5	0	100	0										
754.5	760	41	100	9										

HECLA MINING COMPANY – ROSEBUD PROJECT
GEOTECHNICAL DRILL LOG

HOLE # RS-D345-99 DATE: 4-8-99 LOGGED BY: D.G. Mackerrow PAGE 9 OF 13

DRILL RUN		SOLID CORE	TOTAL CORE	RQD	ROCK STRENGTH		FRACTURE DATA				DENSITY DATA			
FROM	TO	RECOVERY (%)	RECOVERY (%)		DOWNHOLE DEPTH	POINT LOAD INDEX (psi)	FRACTURE DENSITY/FT.	AVG. ANGLE TO C.A.	ROUGHNESS	INFILL	DOWNHOLE DEPTH	SAMPLE WEIGHT (g)	DISPLACEMENT (cc)	DENSITY (g/cc)
760	763	0	133	0										
763	765	0	85	0										
765	769.5	0	100	11										
769.5	774.5	100	100	66										
774.5	779.5	100	100	64										
779.5	781.5	95	90	50										
781.5	785	87	114	85										
785	789	30	100	20										
789	790	33	150	0										
790	795	90	102	26										
795	800	100	100	36										

HECLA MINING COMPANY – ROSEBUD PROJECT
GEOTECHNICAL DRILL LOG

HOLE # RS-D345-99 DATE: 4-8-99 LOGGED BY: D.G. Mackerrow PAGE 10 OF 13

DRILL RUN		SOLID CORE RECOVERY (%)	TOTAL CORE RECOVERY (%)	RQD	ROCK STRENGTH		FRACTURE DATA				DENSITY DATA			
FROM	TO				DOWNHOLE DEPTH	POINT LOAD INDEX (psi)	FRACTURE DENSITY/FT.	AVG. ANGLE TO C.A.	ROUGHNESS	INFILL	DOWNHOLE DEPTH	SAMPLE WEIGHT (g)	DISPLACEMENT (cc)	DENSITY (g/cc)
800	804	100	100	96										
804	809	86	104	52										
809	814	100	100	72										
814	819	100	100	90										
819	824	100	100	84										
824	829	100	100	66										
829	834	100	102	48										
834	839	100	98	94										
839	844	100	102	94										
844	849	100	100	86										
849	854	100	100	100										

HECLA MINING COMPANY – ROSEBUD PROJECT
GEOTECHNICAL DRILL LOG

HOLE # RS-D345-99 DATE: 4-8-99 LOGGED BY: D.G. Muckerrow PAGE 11 OF 13

DRILL RUN		SOLID CORE RECOVERY (%)	TOTAL CORE RECOVERY (%)	RQD	ROCK STRENGTH		FRACTURE DATA				DENSITY DATA			
FROM	TO				DOWNHOLE DEPTH	POINT LOAD INDEX (psi)	FRACTURE DENSITY/FT.	AVG. ANGLE TO C.A.	ROUGHNESS	INFILL	DOWNHOLE DEPTH	SAMPLE WEIGHT (g)	DISPLACEMENT (cc)	DENSITY (g/cc)
854	859	100	96	92										
859	864	92	100	92										
864	869	100	100	82										
869	874	68	106	58										
874	879	100	98	94										
879	884	100	98	92										
884	888.5	100	88	82										
888.5	893.5	100	106	82										
893.5	898.5	100	94	66										
898.5	903.5	100	100	72										
903.5	908	100	100	87										

HECLA MINING COMPANY – ROSEBUD PROJECT
GEOTECHNICAL DRILL LOG

HOLE # RS-D345-99 DATE: 4-8-99 LOGGED BY: D.G. Macherron PAGE 12 OF 13

DRILL RUN		SOLID CORE RECOVERY (%)	TOTAL CORE RECOVERY (%)	RQD	ROCK STRENGTH		FRACTURE DATA				DENSITY DATA			
FROM	TO				DOWNHOLE DEPTH	POINT LOAD INDEX (psi)	FRACTURE DENSITY/FT.	AVG. ANGLE TO C.A.	ROUGHNESS	INFILL	DOWNHOLE DEPTH	SAMPLE WEIGHT (g)	DISPLACEMENT (cc)	DENSITY (g/cc)
908	913	80	96	88										
913	918	100	104	100										
918	923	100	104	100										
923	928	100	104	94										
928	933	100	94	86										
933	938	82	96	66										
938	943	100	104	100										
943	948	100	96	72										
948	953	100	100	90										
953	958	100	98	78										
958	959	100	90	40										

HECLA MINING COMPANY – ROSEBUD PROJECT
GEOTECHNICAL DRILL LOG

HOLE # RS-D345-99 DATE: 4-8-99 LOGGED BY: D.G. Mackerrow PAGE 13 OF 13

DRILL RUN		SOLID CORE RECOVERY (%)	TOTAL CORE RECOVERY (%)	RQD	ROCK STRENGTH		FRACTURE DATA				DENSITY DATA			
FROM	TO				DOWNHOLE DEPTH	POINT LOAD INDEX (psi)	FRACTURE DENSITY/FT.	AVG. ANGLE TO C.A.	ROUGHNESS	INFILL	DOWNHOLE DEPTH	SAMPLE WEIGHT (g)	DISPLACEMENT (cc)	DENSITY (g/cc)
959	964	100	104	100										
964	969	100	98	86										
969	974	100	100	70										
974	979	94	96	70										
979	984	100	104	98										
984	989	100	94	100										
989	994	100	94	81										
994	995	100	110	40										
995	1000	100	90	68										

Newmont Gold Core Form

Hole# RS-D345-99
Logged by D.G. Mackerrow
Date 4-11-99
Area Rosebud Mine
Coords
Az/Incl -26 N55°W
Total Depth 1000
Contractor Longyear
Page 1 of 5

Footage	% Rec	RQD	Litho: Formation	Litho: Rock type	Litho: Color	Au oz/st	Ag oz/st	Graphic	Structure: Attitudes	Structure: fault	Structure: breccia	Structure: vein	Structure: gouge	Comments	Alteration: Silic	Alteration: argillic	Alteration: clay	Alteration: prop	Alteration: Sericite	Alteration: Chlorite	Met.: FEOX/Hem	Met.: CO3	Met.: Sulfide	Mineralogy: Pyrite	Mineralogy: Marcasite	Mineralogy: Calc/Dolo	Mineralogy: Clay
0			Tos	SS. Cgl AFT	Grn									0-287 TOS Epiclastic S.S. and Conglomerates with Ash Fall Tuffs	0	0	0	0	0	1	0	0		1	Tr	0	0
																1											
																0											
																0											
20																										0	
40																										0	
																										0	
60																1											
																										1	
80																											
100																										0	
120																										1	
																										0	
140																											
															1									2	1		1
															0									1	Tr		0
								30																			
160																									1		
																				2					Tr	1	
																				1						0	
180																											
																				2						1	
																				1						0	
																										1	
200																											

Newmont Gold Core Form

Hole# RS-D 345-99 **Az/Incl** _____ **Page** 2 of 5

Logged by _____ **Area** _____ **Total Depth** _____

Date _____ **Coords** _____ **Contractor** _____

Footage	% Rec	RQD	Litho: Formation	Litho: Rock type	Litho: Color	Au oz/st	Ag oz/st	Graphic	Structure: Attitudes	Structure: fault	Structure: breccia	Structure: vein	Structure: gouge	Comments	Alteration: Silic	Alteration: argillic	Alteration: clay	Alteration: prop	Alteration: Sericite	Alteration: Chlorite	Met.: FEOX/HEM	Met.: CO3	Met.: Sulfide	Mineralogy: Pyrite	Mineralogy: Marcasite	Mineralogy: Calc/Dolo	Mineralogy: Clay
200			Tos	Ss Cgl Aft	Gen									0-287 TOS Epiclastic Sedi and Ash Fall Tuffs	0	0	0	0	0	1	0	0		1	Tr	1	0
																										0	
220																											
																1					1						
240																											
																0											
																					Tr						
														245-261 Possible thin Flow over main Dozer contact												1	
260																1										0	
																				Tr							
																										1	
																										0	
280																											
																				1							
																				Tr							
			Td	Rhy	Gray wht				Gn?					287-600 DOZER												1	
																										0	
300																											
320																											
340																											1
																				1					2		
360																											
																											0
380																					1						
																								2			
																								1		1	
																									Tr		
400																										0	

Newmont Gold Core Form

Hole# RS-D345-99 **Az/Incl** _____ **Page** 3 of 5

Logged by _____ **Area** _____ **Total Depth** _____

Date _____ **Coords** _____ **Contractor** _____

Footage	% Rec	RQD	Litho: Formation	Litho: Rock type	Litho: Color	Au oz/st	Ag oz/st	Graphic	Structure: Attitudes	Structure: fault	Structure: breccia	Structure: vein	Structure: gouge	Comments	Alteration: Silic	Alteration: argillic	Alteration: clay	Alteration: prop	Alteration: Sericite	Alteration: Chlorite	Met.: FeOX Hem	Met.: CO3	Met.: Sulfide	Mineralogy: Pyrite	Mineralogy: Marcasite	Mineralogy: Calc/Dolo	Mineralogy: Clay
400			Td	Rhy	Grywh									287 - 600 DOZER	0	1	0	0	0	1	1	0	0	1	1	0	0
																0				0				Tr	0		
420																										1	
440																											1
																											0
460																										0	
																										1	
480																										0	
															1												
500															0					1				1			
520																										1	
																										0	
															1												
540															0	2											
																								2			
560															1					2							
															0												
															1												
															0									3			
580																								1			
																3				3						3	
600																											

Hole# RS-D 345-99 **Newmont Gold Core Form** **Az/Incl** _____ **Page** 4 of 5

Logged by _____ **Area** _____ **Total Depth** _____

Date _____ **Coords** _____ **Contractor** _____

Footage	% Rec	RQD	Litho: Formation	Litho: Rock type	Litho: Color	Au oz/st	Ag oz/st	Graphic	Structure: Attitudes	Structure: fault	Structure: breccia	Structure: vein	Structure: gouge	Comments	Alteration: Silic	Alteration: argillic	Alteration: clay	Alteration: prop	Alteration: Sericite	Alteration: Chlorite	Met.: FEOX	Met.: CO3	Sulfide	Mineralogy: Pyrite	Mineralogy: Marcasite	Mineralogy: Calc/Dolo	Mineralogy: Clay
600			BNP	Rhy Porp	Med Gray									600-801 RHYOLITE PORPHYRY Bud Moche Type	0	1	0	0	0	1	0	0		1	1	3	0
															1/0												
620																										2	
640																				2							
660																				0							
680																											
700														S.R.F. 702.7-742.5 Much less silica than in the mine area		1									3	0	
																3											
720																2								3			
																3								1			
															1/6	2											
															1/3									2			
740															0	3				1				1			
																2/3				0						2	
								30																			
																2											
760																								2			
																1										1	
780																										2	
																				1							
																1											
801																											

Newmont Gold Core Form

Hole# RS-D 345-99
Logged by
Date
Area
Coords
Az/Incl
Total Depth
Contractor

Footage	% Rec	RQD	Litho: Formation	Litho: Rock type	Litho: Color	Au oz/st	Ag oz/st	Graphic	Structure: Attitudes	Structure: fault	Structure: breccia	Structure: vein	Structure: gouge	Comments	Alteration: Silic	Alteration: argillic	Alteration: clay	Alteration: prop	Alteration: Sericite	Alteration: Chlorite	Met.: FEOX	Met.: CO3	Sulfide	Mineralogy: Pyrite	Mineralogy: Marcasite	Mineralogy: Calc/Dolo	Mineralogy: Clay
800			BrIP	Rhy Porp	Med Gray									600-811 RHYOLITE PORPHYRY Bud Moore TYPE Porphyry	0	2	0	0	0	0	0	0		2	1	0	2/2
			Td	Rhy	Gry wht									811-1000 DOZER		1											
820																				1						1	
																										0	1
																											0
840																											1/0
															1	2											
860															0	1								3			
																								1			
880																											1
900																											0
920																											1/0
940															1/0												
960																											1
980																											
1000														TD 1000													

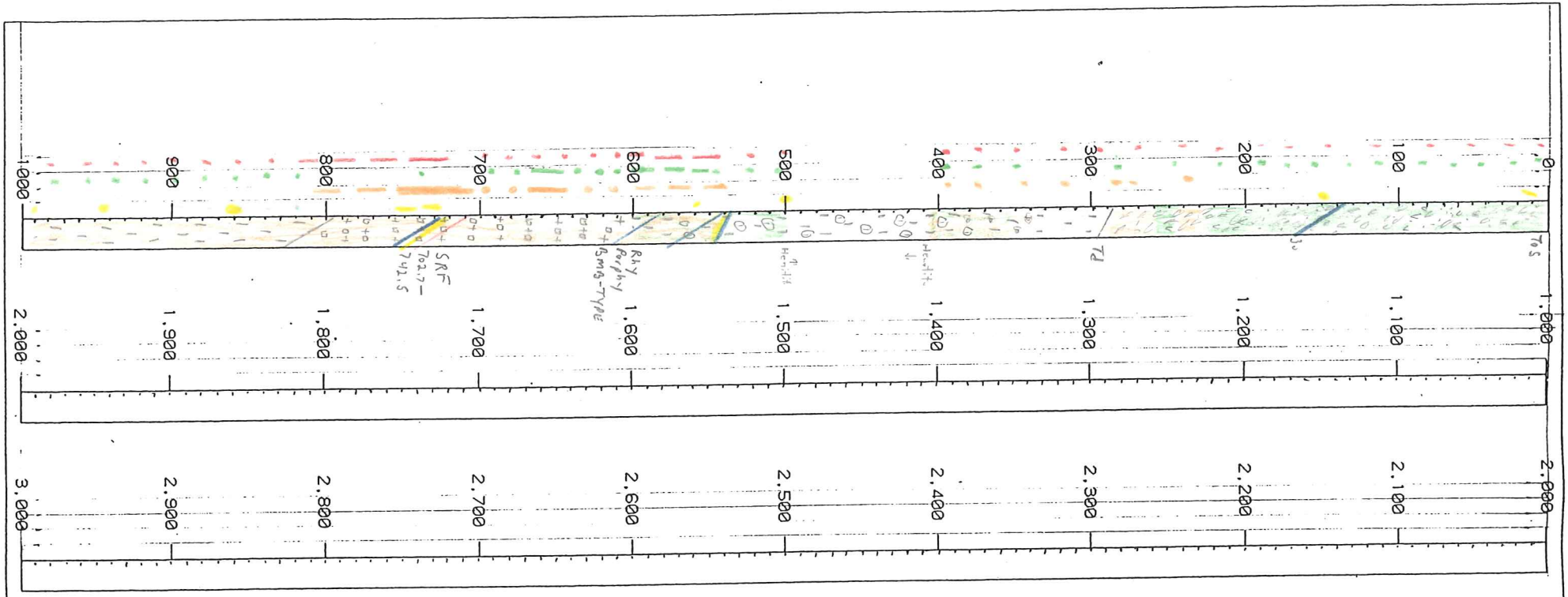

LITHOLOGY

- PLAT/FLOW
- MASSIVE AT/FLOW
- LST-
- PMBX -
- TOS/BUD Epiclastics
- BMB - Rhyolitic Porphyry
- RHYOLITE - DOZER
- ALS - PHYLLITES

TEXTURES

- LITHIC FRAGMENTS
- CRYSTALS
- LAPILLI
- AMYGDULES
- SPHERULITE
- SHARDS

STRUCTURES

- BRECCIA
- FAULT
- CLAY OR GOUGE
- FRACTURE ZONE
- VEINS Qtz
- VEINLETS
- VEINS CALC

CONTACTS

- LOST, GRADATIONAL OR INFERRED
- 80 SHARP (WITH ANGLE TO CORE)
- WAVY
- ROUGH OR JAGGED

PYRITIZATION
CHLORITIZATION
ARGILLIZATION
SILICIFICATION
GRAPHIC LOG

Intensity:

LOCATION ON GRID: North Zone X-cut	FINAL COLLAR COORDINATES	START 3-24-99	FINISH 4-1-99	LOGGED BY D.G. Mackerron
LAB	NORTH	HOLE TYPE RS-D345.99		SURVEYED TO 1000
JOB #	EAST			
DRILLING COMPANY Longyear	ELEV / DRILLER Pat Bonford	BEARING N 55°W	ANGLE -26	T. D. 1000

The Rosebud Mining Company LLC

PAGE 1 OF 1

HOLE # RS-D345-99

AMERICAN ASSAY LABORATORIES

PROVISIONAL REPORT SP053046

PO BOX 11530
RENO NV,USA
Ph.(775) 356-0606, Fax.(775) 356-1413

NEWMONT GOLD COMPANY

COPIES TO : C. BALLEW
: R. VANCE
: K. ALLEN
:

CLIENT REFERENCE No: RS-D345-99 RECEIVED : 12 APR 1999

No. SAMPLES : 56 REPORTED : 12 APR 1999

MAIN SAMPLE TYPE : DRILL CORE

NEVADA LEGISLATIVE DISCLAIMER :-
The results of this assay were based solely upon the content of the sample submitted. Any decision to invest should be made only after the potential investment value of the claim or deposit has been determined based on the results of assays of multiple samples of geological materials collected by the prospective investor or by a qualified person selected by him and based on an evaluation of all engineering data which is available concerning any proposed project.

ANALYSIS	ANALYTICAL METHOD	QUALITY PARAMETER	UNIT	DETECTION
Au	FA30	15%	ppb	5
Au(R)	FA30	15%	ppb	5
Au(OZ)	FA30	15%	OPT	0.001
Au(RZ)	FA30	15%	OPT	0.001
Ag	D210	10%	ppm	0.5
Ag(OZ)	D210	10%	OPT	0.02

SIGNATORY : Leonard E. Mackedon B.S.

04/23/1999 15:44 7023561414 AMERICAN ASSAY LABS PAGE 01
7023561414

AMERICAN ASSAY LABORATORIES

PROVISIONAL REPORT SP053046

CLIENT : NEWMONT GOLD COMPANY
PROJECT : ROSEBUD
REFERENCE : RS-D345-99

REPORTED : 12 APR 1999

SAMPLES	Au	Au(R)	Au(OZ)	Au(R/Z)	Ag	Ag(OZ)
RS-D345-99 600.0-601.2	57		0.002		2.5	0.07
RS-D345-99 601.2-605.0 3.8'	8530		0.249		4.0	0.12
RS-D345-99 605-610	1991		0.058		4.4	0.13
RS-D345-99 610-615	3461		0.101		2.5	0.07
RS-D345-99 615.0-617.5	1970		0.057		3.0	0.09
RS-D345-99 617.5-620.0	2650		0.077		8.7	0.25
RS-D345-99 620-625 5'	10650	11210	0.311	0.327	7.2	0.21
RS-D345-99 625-630	601		0.018		5.8	0.17
RS-D345-99 630-634	2928		0.085		6.8	0.20
RS-D345-99 634-638	287		0.008		0.6	<0.02
RS-D345-99 638.0-643.2	271		0.008		2.5	0.07
RS-D345-99 643.2-648.0	984		0.029		2.1	0.06
RS-D345-99 648.0-651.7	535		0.016		<0.5	<0.02
RS-D345-99 651.7-655.0	313		0.009		<0.5	<0.02
RS-D345-99 655-660	32		<0.001		<0.5	<0.02
RS-D345-99 660-665 6685-681	248		0.007		<0.5	<0.02
RS-D345-99 665.0-668.5 13.5e	3595	0.169 Au	0.105	16FT	3.4	0.10
RS-D345-99 668.5-671.0 2.5'	8868	0.30 Ag	0.259		13.1	0.38
RS-D345-99 671-676 5	4035	4280	0.118	0.125	14.4	0.42
RS-D345-99 676-681 5'	6048		0.176		4.8	0.14
RS-D345-99 681.0-686.4	2665		0.078		3.4	0.10
RS-D345-99 686.4-691.0	602		0.018		0.8	0.02
RS-D345-99 691.0-695.5	317		0.009		1.3	0.04
RS-D345-99 695.5-701.0	662		0.019		0.9	0.03
RS-D345-99 701.0-702.7	1047		0.031		1.1	0.03

AMERICAN ASSAY LABORATORIES

PROVISIONAL REPORT SP053046

CLIENT : NEWMONT GOLD COMPANY
PROJECT : ROSEBUD
REFERENCE : RS-D345-99

REPORTED : 12 APR 1999

SAMPLES	Au	Au(R)	Au(OZ)	Au(RZ)	Ag	Ag(OZ)
RS-D345-99 702.7-704.8	1370		0.040		1.7	0.05
RS-D345-99 704.8-707.9	3601		0.105		2.6	0.08
RS-D345-99 707.9-711.0 3.1'	21770	20560	0.635	0.600	34.8	1.02
RS-D345-99 711.0-715.5	4710	4525	0.137	0.132	7.4	0.22
RS-D345-99 715.5-720.0	3916		0.114		17.5	0.51
RS-D345-99 720-723	885		0.026		3.6	0.11
RS-D345-99 723.0-728.6 5.6'	30440		0.888		85.7	2.50
RS-D345-99 723-728.6B	163		0.005		<0.5	<0.02
RS-D345-99 728.6-730.0	1500		0.044		2.0	0.06
RS-D345-99 730-735	762		0.023		1.1	0.03
RS-D345-99 735-738	2664		0.078		3.0	0.09
RS-D345-99 738.0-739.4	848		0.025		2.8	0.08
RS-D345-99 739.4-742.5	2811		0.082		9.8	0.29
RS-D345-99 742.5-745.0	310		0.009		1.2	0.04
RS-D345-99 745-747	4250		0.124		14.3	0.42
RS-D345-99 747-750 750-757 = 7' @	1365	0.334 Au 0.59 Ag	0.040		1.7	0.05
RS-D345-99 750-752 2'	26890	27632	0.784	0.806	19.8	0.58
RS-D345-99 752.0-754.5 2.5'	334		0.010		2.5	0.07
RS-D345-99 754.5-757.0 2.5'	10230	11004	0.298	0.321	38.4	1.12
RS-D345-99 757-760	272		0.008		1.7	0.05
RS-D345-99 760-763	2336		0.068		2.2	0.06
RS-D345-99 763.0-767.5	598		0.017		2.6	0.08
RS-D345-99 767.5-771.4	32		<0.001		1.0	0.03
RS-D345-99 771.4-774.5	18		<0.001		0.6	<0.02
RS-D345-99 774.5-779.5	20		<0.001		0.7	0.02

04/23/1999 15:44 7023501414 AMERICAN ASSAY LABS PAGE 03

AMERICAN ASSAY LABORATORIES

PROVISIONAL REPORT SP053046

CLIENT : NEWMONT GOLD COMPANY
PROJECT : ROSEBUD
REFERENCE : RS-D345-99

REPORTED : 12 APR 1999

SAMPLES		Au	Au(R)	Au(OZ)	Au(R/Z)	Ag	Ag(OZ)
RS-D345-99 779.5-782.0		208		0.006		1.1	0.03
RS-D345-99 782-785		160		0.005		1.9	0.06
RS-D345-99 785-790		466		0.014	790-802 5.12'	2.3	0.07
RS-D345-99 790-795	5'	12856		0.375		30.0	0.88
RS-D345-99 795.0-798.9	3.9'	23854		0.696	0.522 Au	25.8	0.75
RS-D345-99 798.9-802.0	3.1'	18552		0.541	0.83 Ag	28.9	0.84

xAMERICAN ASSAY LABORATORIES

ANALYSIS REPORT SP053046

American Assay Laboratories

PO BOX 11530
RENO NV,USA
Ph.(775) 356-0606, Fax.(775) 356-1413

NEWMONT GOLD COMPANY

COPIES TO : C. BALLEW

: R. VANCE

: K. ALLEN

:

CLIENT REFERENCE No: RS-D345-99 RECEIVED : 12 APR 1999

No. SAMPLES : 56 REPORTED : 12 APR 1999

MAIN SAMPLE TYPE : DRILL CORE

NEVADA LEGISLATIVE DISCLAIMER :-
The results of this assay were based solely upon the content of the sample submitted. Any decision to invest should be made only after the potential investment value of the claim or deposit has been determined based on the results of assays of multiple samples of geological materials collected by the prospective investor or by a qualified person selected by him and based on an evaluation of all engineering data which is available concerning any proposed project.

ANALYSIS	ANALYTICAL METHOD	QUALITY PARAMETER	UNIT	DETECTION
Au	FA30	15%	ppb	5
Au(R)	FA30	15%	ppb	5
Au(OZ)	FA30	15%	OPT	0.001
Au(RZ)	FA30	15%	OPT	0.001
Ag	D210	10%	ppm	0.5
Ag(OZ)	D210	10%	OPT	0.02

AMERICAN ASSAY LABORATORIES

ANALYSIS REPORT SP053046

American Assay Laboratories

CLIENT : NEWMONT GOLD COMPANY
PROJECT : ROSEBUD
REFERENCE : RS-D345-99

REPORTED : 12 APR 1999

SAMPLES	Au FA30 ppb	Au(R) FA30 ppb	Au(OZ) FA30 OPT	Au(RZ) FA30 OPT	Ag D210 ppm	Ag(OZ) D210 OPT
RS-D345-99 600.0-601.2	57		0.002		2.5	0.07
RS-D345-99 601.2-605.0	8530		0.249		4.0	0.12
RS-D345-99 605-610	1991		0.058		4.4	0.13
RS-D345-99 610-615	3461		0.101		2.5	0.07
RS-D345-99 615.0-617.5	1970		0.057		3.0	0.09
RS-D345-99 617.5-620.0	2650		0.077		8.7	0.25
RS-D345-99 620-625	10650	11210	0.311	0.327	7.2	0.21
RS-D345-99 625-630	601		0.018		5.8	0.17
RS-D345-99 630-634	2928		0.085		6.8	0.20
RS-D345-99 634-638	287		0.008		0.6	<0.02
RS-D345-99 638.0-643.2	271		0.008		2.5	0.07
RS-D345-99 643.2-648.0	984		0.029		2.1	0.06
RS-D345-99 648.0-651.7	535		0.016		<0.5	<0.02
RS-D345-99 651.7-655.0	313		0.009		<0.5	<0.02
RS-D345-99 655-660	32		<0.001		<0.5	<0.02
RS-D345-99 660-665	248		0.007		<0.5	<0.02
RS-D345-99 665.0-668.5	3595		0.105		3.4	0.10
RS-D345-99 668.5-671.0	8868		0.259		13.1	0.38
RS-D345-99 671-676	4035	4280	0.118	0.125	14.4	0.42
RS-D345-99 676-681	6048		0.176		4.8	0.14
RS-D345-99 681.0-686.4	2665		0.078		3.4	0.10
RS-D345-99 686.4-691.0	602		0.018		0.8	0.02
RS-D345-99 691.0-695.5	317		0.009		1.3	0.04
RS-D345-99 695.5-701.0	662		0.019		0.9	0.03
RS-D345-99 701.0-702.7	1047		0.031		1.1	0.03

AMERICAN ASSAY LABORATORIES

ANALYSIS REPORT SP053046

American Assay Laboratories

CLIENT : NEWMONT GOLD COMPANY
PROJECT : ROSEBUD
REFERENCE : RS-D345-99

REPORTED : 12 APR 1999

SAMPLES	Au FA30 ppb	Au(R) FA30 ppb	Au(OZ) FA30 OPT	Au(RZ) FA30 OPT	Ag D210 ppm	Ag(OZ) D210 OPT
RS-D345-99 702.7-704.8	1370		0.040		1.7	0.05
RS-D345-99 704.8-707.9	3601		0.105		2.6	0.08
RS-D345-99 707.9-711.0	21770	20560	0.635	0.600	34.8	1.02
RS-D345-99 711.0-715.5	4710	4525	0.137	0.132	7.4	0.22
RS-D345-99 715.5-720.0	3916		0.114		17.5	0.51
RS-D345-99 720-723	885		0.026		3.6	0.11
RS-D345-99 723.0-728.6	30440		0.888		85.7	2.50
RS-D345-99 723-728.6B	163		0.005		<0.5	<0.02
RS-D345-99 728.6-730.0	1500		0.044		2.0	0.06
RS-D345-99 730-735	762		0.022		1.1	0.03
RS-D345-99 735-738	2664		0.078		3.0	0.09
RS-D345-99 738.0-739.4	848		0.025		2.8	0.08
RS-D345-99 739.4-742.5	2811		0.082		9.8	0.29
RS-D345-99 742.5-745.0	310		0.009		1.2	0.04
RS-D345-99 745-747	4250		0.124		14.3	0.42
RS-D345-99 747-750	1365		0.040		1.7	0.05
RS-D345-99 750-752	26890	27632	0.784	0.806	19.8	0.58
RS-D345-99 752.0-754.5	334		0.010		2.5	0.07
RS-D345-99 754.5-757.0	10230	11004	0.298	0.321	38.4	1.12
RS-D345-99 757-760	272		0.008		1.7	0.05
RS-D345-99 760-763	2336		0.068		2.2	0.06
RS-D345-99 763.0-767.5	598		0.017		2.6	0.08
RS-D345-99 767.5-771.4	32		<0.001		1.0	0.03
RS-D345-99 771.4-774.5	18		<0.001		0.6	<0.02
RS-D345-99 774.5-779.5	20		<0.001		0.7	0.02

AMERICAN ASSAY LABORATORIES

ANALYSIS REPORT SP053046

American Assay Laboratories

CLIENT : NEWMONT GOLD COMPANY
PROJECT : ROSEBUD
REFERENCE : RS-D345-99

REPORTED : 12 APR 1999

SAMPLES	Au FA30 ppb	Au(R) FA30 ppb	Au(OZ) FA30 OPT	Au(RZ) FA30 OPT	Ag D210 ppm	Ag(OZ) D210 OPT
RS-D345-99 779.5-782.0	208		0.006		1.1	0.03
RS-D345-99 782-785	160		0.005		1.9	0.06
RS-D345-99 785-790	466		0.014		2.3	0.07
RS-D345-99 790-795	12856		0.375		30.0	0.88
RS-D345-99 795.0-798.9	23854		0.696		25.8	0.75
RS-D345-99 798.9-802.0	18552		0.541		28.9	0.84

AMERICAN ASSAY LABORATORIES

AAL 01-2 ICP PACKAGE DETECTION LIMITS

ELEMENT	Ag	Al	As	B	Ba	Bi	Ca	Cd	Co	Cr	Cu	Fe	Hg	K	La	Mg	Mn	Mo	Na	Ni	P	Pb	Sb	Se	Sr	Th	Ti	U	V	W	Zn
SAMPLES	ppm	%	ppm	ppm	ppm	ppm	%	ppm	ppm	ppm	ppm	%	ppb	%	ppm	%	ppm	ppm	%	ppm	%	ppm	ppm	ppm	ppm	ppm	%	ppm	ppm	ppm	ppm
	0.3	0.01	2	3	1	3	0.01	0.2	1	1	1	0.01	10	0.01	1	0.01	2	1	0.01	1	0.001	3	3	0.1	1	2	0.01	8	1	2	1

0.500 GRAMS OF PULP IS DIGESTED WITH HYDROCHLORIC AND NITRIC ACID AT 95 DEGREE CENTIGRADE FOR ONE HOUR.
DIGEST IS PARTIAL FOR B, Ba, Ca, Cr, Fe, La, Mg, Mn, Sr, Ti AND W.
DIGEST IS LIMITED FOR Al, K AND Na.

CLIENT:	*NEWMONT GOLD COMPANY*
CLIENT REF:	ROSEBUD EXPLORATION
AAL REF:	SP053046
METHOD:	AAL 01-2 + Se

AMERICAN ASSAY LABORATORIES
1500 GLENDALE AVE.
SPARKS, NV 89431
PHONE: (775) 356-0606
FAX: (775) 356-1413

ELEMENT SAMPLES	Ag ppm	Al %	As ppm	B ppm	Ba ppm	Bi ppm	Ca %	Cd ppm	Co ppm	Cr ppm	Cu ppm	Fe %	Hg ppb	K %	La ppm	Mg %	Mn ppm	Mo ppm	Na %	Ni ppm	P %	Pb ppm	Sb ppm	Se ppm	Sr ppm	Th ppm	Ti %	U ppm	V ppm	W ppm	Zn ppm
RS-D345-99 600-620	7.8	0.86	52	< 3	305	< 3	5.22	0.7	1	1	258	2.09	55	0.23	21	0.19	1288	7	0.03	1	0.015	27	3	8.2	392	5	< .01	< 8	1	< 2	125
RS-D345-99 620-638	5.8	0.83	50	< 3	337	< 3	10.98	0.5	1	2	263	1.96	30	0.22	13	0.18	1892	5	0.03	< 1	0.008	22	3	6.8	706	3	< .01	< 8	< 1	< 2	87
RS-D345-99 638-655	1.7	0.96	43	< 3	40	< 3	3.25	0.5	1	2	80	2.01	85	0.24	27	0.21	1290	5	0.03	1	0.014	20	< 3	6.8	212	8	< .01	47	2	< 2	130
RS-D345-99 655-668.5	1.7	0.91	43	< 3	92	< 3	2.91	0.4	1	4	124	2.11	105	0.23	27	0.17	1316	8	0.03	1	0.013	23	3	5.2	261	7	< .01	64	2	< 2	123
RS-D345-99 668.5-686.4	5.1	0.95	161	< 3	167	< 3	5.23	0.7	1	2	140	2.51	115	0.21	18	0.19	1934	12	0.03	< 1	0.015	31	7	17.9	517	6	< .01	73	2	< 2	199
RS-D345-99 686.4-702.7	1.7	0.82	53	< 3	278	< 3	11.9	0.5	1	1	78	2.04	75	0.18	12	0.16	2950	4	0.02	< 1	0.013	21	5	7.4	493	4	< .01	47	1	< 2	114
RS-D345-99 702.7-720.0	10.6	0.73	94	< 3	74	< 3	6.03	1.2	1	1	161	3.05	173	0.21	16	0.13	1600	7	0.03	1	0.017	33	10	18.2	301	4	< .01	36	3	2	222
RS-D345-99 720.0-728.6	24	0.51	153	< 3	15	< 3	0.27	1.2	2	3	437	4.57	163	0.22	44	0.03	137	15	0.04	1	0.022	46	68	37.6	52	11	< .01	63	1	< 2	281
RS-D345-99 728.6-739.4	6.1	0.37	21	< 3	10	< 3	0.1	0.2	1	4	35	1.33	135	0.13	35	0.02	129	12	0.01	2	0.009	12	7	5.2	25	9	< .01	47	2	< 2	67
RS-D345-99 739.4-750	6.5	0.35	28	< 3	46	< 3	0.14	0.6	1	3	195	1.1	215	0.15	48	0.02	120	8	0.02	1	0.016	25	50	7.1	35	12	< .01	81	1	< 2	142
RS-D345-99 750-767.5	13.5	0.39	84	< 3	27	< 3	0.14	0.3	1	1	90	2.56	93	0.15	35	0.02	129	7	0.02	1	0.018	31	22	15.6	46	11	< .01	30	< 1	< 2	240
RS-D345-99 767.5-785	1.3	0.9	38	< 3	155	< 3	1.19	0.3	1	3	7	2.46	22	0.24	25	0.08	1925	5	0.02	1	0.015	24	6	6.2	115	7	< .01	< 8	1	< 2	131
RS-D345-99 785-802	25.4	0.86	141	< 3	60	< 3	0.9	0.8	1	< 1	132	3.27	110	0.2	34	0.12	728	32	0.03	1	0.017	72	26	33.2	131	10	< .01	31	3	< 2	184
STANDARD C3/DS2	5.8	1.88	56	20	144	21	0.56	23.3	12	166	66	3.35	226	0.16	18	0.58	787	25	0.04	35	0.086	33	19	2.1	28	21	0.08	25	76	16	158
STANDARD G-2	< .3	0.91	< 2	< 3	211	< 3	0.62	< .2	4	70	3	1.85	< 5	0.46	7	0.55	516	1	0.07	7	0.087	6	< 3	< .1	68	4	0.11	< 8	35	2	37

AMERICAN ASSAY LABORATORIES

PROVISIONAL REPORT SP053053

PO BOX 11530
RENO NV.USA
Ph.(775) 356-5696, Fax.(775) 356-1413

NEWMONT GOLD COMPANY

COPIES TO : C. BALLEW

: R. VANCE

: Kurt Allen

:

NSI

CLIENT REFERENCE No: RS-D345-99 RECEIVED : 12 APR 1999

No. SAMPLES : 57 REPORTED : 12 APR 1999

MAIN SAMPLE TYPE : DRILL CORE

NEVADA LEGISLATIVE DISCLAIMER :-
The results of this assay were based solely upon the content of the sample submitted. Any decision to invest should be made only after the potential investment value of the claim or deposit has been determined based on the results of assays of multiple samples of geological materials collected by the prospective investor or by a qualified person selected by him and based on an evaluation of all engineering data which is available concerning any proposed project.

ANALYSIS	ANALYTICAL METHOD	QUALITY PARAMETER	UNIT	DETECTION
Au	FA30	15%	ppb	5
Au(R)	FA30	15%	ppb	5
Au(OZ)	FA30	15%	OPT	0.001
Au(RZ)	FA30	15%	OPT	0.001
Ag	D210	10%	ppm	0.5
Ag(OZ)	D210	10%	OPT	0.02

SIGNATORY : Leonard E. Mackedon B.S.

AMERICAN ASSAY LABORATORIES

PROVISIONAL REPORT SP053053

CLIENT : NEWMONT GOLD COMPANY
PROJECT : ROSEBUD
REFERENCE : RS-D345-99

REPORTED : 12 APR 1999

SAMPLES	Au	Au(R)	Au(OZ)	Au(RZ)	Ag	Ag(OZ)
RS-D345-99 344-349	<5		<0.001		<0.5	<0.02
RS-D345-99 349.0-353.9	92		0.003		1.0	0.03
RS-D345-99 353.9-359.0	72		0.002		1.1	0.03
RS-D345-99 359-364	50		0.001		1.6	0.05
RS-D345-99 364-369	16		<0.001		0.8	0.02
RS-D345-99 369.0-374.1	<5		<0.001		<0.5	<0.02
RS-D345-99 374.1-379.0	<5		<0.001		0.7	0.02
RS-D345-99 379-384	<5		<0.001		<0.5	<0.02
RS-D345-99 384-389	<5		<0.001		<0.5	<0.02
RS-D345-99 389-394	<5		<0.001		<0.5	0.02
RS-D345-99 394-400	<5		<0.001		<0.5	<0.02
RS-D345-99 400-404	<5		<0.001		<0.5	0.02
RS-D345-99 404-408	<5		<0.001		<0.5	<0.02
RS-D345-99 408.0-412.9	<5		<0.001		<0.5	0.02
RS-D345-99 412.9-418.0	<5		<0.001		<0.5	<0.02
RS-D345-99 418-423	<5		<0.001		<0.5	0.02
RS-D345-99 423-428	<5		<0.001		<0.5	<0.02
RS-D345-99 428-433	<5		<0.001		<0.5	0.02
RS-D345-99 433-438	<5		<0.001		<0.5	<0.02
RS-D345-99 438-443	<5		<0.001		<0.5	<0.02
RS-D345-99 443-449	<5		<0.001		<0.5	<0.02
RS-D345-99 449-455	<5		<0.001		<0.5	<0.02
RS-D345-99 455-460	<5		<0.001		<0.5	<0.02
RS-D345-99 460-465	<5		<0.001		<0.5	<0.02
RS-D345-99 465-470	<5		<0.001		<0.5	<0.02

AMERICAN ASSAY LABORATORIES

PROVISIONAL REPORT SP053053

CLIENT : NEWMONT GOLD COMPANY
PROJECT : ROSEBUD
REFERENCE : RS-D345-99

REPORTED : 12 APR 1999

SAMPLES	Au	Au(R)	Au(OZ)	Au(RZ)	Ag	Ag(OZ)
RS-D345-99 470-475	<5		<0.001		<0.5	<0.02
RS-D345-99 475-480	<5		<0.001		<0.5	<0.02
RS-D345-99 480-484	<5		<0.001		<0.5	<0.02
RS-D345-99 484-489	<5		<0.001		<0.5	<0.02
RS-D345-99 489.0-492.1	<5		<0.001		<0.5	<0.02
RS-D345-99 492.1-496.0	34		<0.001		<0.5	<0.02
RS-D345-99 496.0-500.5	<5		<0.001		<0.5	<0.02
RS-D345-99 500.5-504.0	<5		<0.001		<0.5	<0.02
RS-D345-99 504-509	8		<0.001		<0.5	<0.02
RS-D345-99 509-514	<5		<0.001		<0.5	<0.02
RS-D345-99 514-519	<5		<0.001		<0.5	<0.02
RS-D345-99 519-524	<5		<0.001		<0.5	<0.02
RS-D345-99 524-529	<5		<0.001		<0.5	<0.02
RS-D345-99 529-534	<5		<0.001		<0.5	<0.02
RS-D345-99 534.0-535.8	10		<0.001		0.7	0.02
RS-D345-99 535.8-538.8	12		<0.001		1.2	0.04
RS-D345-99 538.8-543.0	<5		<0.001		<0.5	<0.02
RS-D345-99 543.0-546.2	24		<0.001		1.1	0.03
RS-D345-99 546.2-550.7	26		<0.001		0.8	0.02
RS-D345-99 550.7-555.5	40	36	0.001	0.001	0.7	0.02
RS-D345-99 555.5-559.0	108		0.003		1.9	0.06
RS-D345-99 559.0-562.4	254		0.007		2.0	0.06
RS-D345-99 562.4-566.7	80		0.002		0.6	<0.02
RS-D345-99 566.7-569.4	50		0.001		<0.5	<0.02
RS-D345-99 569.4-573.0	36		0.001		0.5	<0.02

AMERICAN ASSAY LABORATORIES

PROVISIONAL REPORT SP053053

CLIENT : NEWMONT GOLD COMPANY
PROJECT : ROSEBUD
REFERENCE : RS-D345-99

REPORTED : 12 APR 1999

SAMPLES	Au	Au(R)	Au(OZ)	Au(RZ)	Ag	Ag(OZ)
RS-D345-99 573.0-575.5	16		<0.001		0.6	<0.02
RS-D345-99 575.5-579.0	26		<0.001		<0.5	<0.02
RS-D345-99 579-584	26		<0.001		0.6	<0.02
RS-D345-99 584-589	254		0.007		0.9	0.03
RS-D345-99 589-593	42		0.001		<0.5	<0.02
RS-D345-99 593-597	50		0.001		<0.5	<0.02
RS-D345-99 597-600	972	996	0.028	0.029	3.7	0.11

AMERICAN ASSAY LABORATORIES

PROVISIONAL REPORT SP053080

PO BOX 11530
RENO NV, USA
Ph.(775) 356-0606, Fax.(775) 356-1413

NEWMONT GOLD COMPANY

COPIES TO : C. BALLEW

: R. VANCE

: K. ALLEN

:

N51

CLIENT REFERENCE No: RS-D345-99 RECEIVED : 14 APR 1999

No. SAMPLES : 49 REPORTED : 14 APR 1999

MAIN SAMPLE TYPE : DRILL CORE

NEVADA LEGISLATIVE DISCLAIMER :-
The results of this assay were based solely upon the content of the sample submitted. Any decision to invest should be made only after the potential investment value of the claim or deposit has been determined based on the results of assays of multiple samples of geological materials collected by the prospective investor or by a qualified person selected by him and based on an evaluation of all engineering data which is available concerning any proposed project.

ANALYSIS	ANALYTICAL METHOD	QUALITY PARAMETER	UNIT	DETECTION
Au	FA30	15%	ppb	5
Au(R)	FA30	15%	ppb	5
Au(OZ)	FA30	15%	OPT	0.001
Au(RZ)	FA30	15%	OPT	0.001
Ag	D210	10%	ppm	0.5
Ag(OZ)	D210	10%	OPT	0.02

SIGNATORY : Leonard E. Mackedon B.S.

AMERICAN ASSAY LABORATORIES

PROVISIONAL REPORT SP053080

CLIENT : NEWMONT GOLD COMPANY
PROJECT : ROSEBUD
REFERENCE : RS-D345-99

REPORTED : 14 APR 1999

SAMPLES	Au	Au(R)	Au(OZ)	Au(RZ)	Ag	Ag(OZ)
RS-D345-99 802-804	2195	2138	0.064	0.062	4.8	0.14
RS-D345-99 804.0-806.3	1350		0.039		6.1	0.18
RS-D345-99 806.3-811.0	918		0.027		2.7	0.08
RS-D345-99 811-814	136		0.004		1.3	0.04
RS-D345-99 814-819	304		0.009		0.8	0.02
RS-D345-99 819.0-822.6	54		0.002		0.9	0.03
RS-D345-99 822.6-825.9	220	252	0.006	0.007	0.9	0.03
RS-D345-99 825.9-829.0	91		0.003		1.0	0.03
RS-D345-99 829-834	51		0.001		1.0	0.03
RS-D345-99 834-839	31		<0.001		0.9	0.03
RS-D345-99 839-844	26		<0.001		0.6	<0.02
RS-D345-99 844-849	62		0.002		0.6	0.02
RS-D345-99 849-854	59		0.002		1.8	0.05
RS-D345-99 854-856	151		0.004		2.3	0.07
RS-D345-99 856-859	71		0.002		1.1	0.03
RS-D345-99 859.0-862.7	215		0.006		1.1	0.03
RS-D345-99 862.7-864.0	1198	1182	0.035	0.034	5.7	0.17
RS-D345-99 864.0-866.2	721		0.021		29.8	0.87
RS-D345-99 866.2-870.9	198		0.006		2.9	0.08
RS-D345-99 870.9-872.5	968		0.028		8.0	0.23
RS-D345-99 872.5-874.0	47		0.001		1.6	0.05
RS-D345-99 874-879	51		0.001		0.9	0.03
RS-D345-99 879-884	<5		<0.001		<0.5	0.02
RS-D345-99 884.0-888.5	<5		<0.001		<0.5	<0.02
RS-D345-99 888.5-893.5	<5		<0.001		<0.5	0.02

AMERICAN ASSAY LABORATORIES

PROVISIONAL REPORT SP053080

CLIENT : NEWMONT GOLD COMPANY
PROJECT : ROSEBUD
REFERENCE : RS-D345-99

REPORTED : 14 APR 1999

SAMPLES	Au	Au(R)	Au(OZ)	Au(RZ)	Ag	Ag(OZ)
RS-D345-99 893.5-898.5	<5		<0.001		<0.5	<0.02
RS-D345-99 898.5-903.5	<5		<0.001		<0.5	<0.02
RS-D345-99 903.5-908.0	<5		<0.001		<0.5	<0.02
RS-D345-99 908-913	<5		<0.001		<0.5	<0.02
RS-D345-99 913-918	<5		<0.001		<0.5	<0.02
RS-D345-99 918-923	<5		<0.001		0.5	<0.02
RS-D345-99 923-928	<5		<0.001		<0.5	<0.02
RS-D345-99 928-933	<5		<0.001		<0.5	<0.02
RS-D345-99 933-938	<5		<0.001		<0.5	<0.02
RS-D345-99 938-942	<5		<0.001		<0.5	<0.02
RS-D345-99 942.0-943.8	6		<0.001		<0.5	<0.02
RS-D345-99 943.8-946.7	8		<0.001		0.7	0.02
RS-D345-99 946.7-949.5	59	62	0.002	0.002	0.6	<0.02
RS-D345-99 949.5-953.0	8		<0.001		1.0	0.03
RS-D345-99 953-958	<5		<0.001		<0.5	<0.02
RS-D345-99 958-961	<5		<0.001		<0.5	<0.02
RS-D345-99 961-964	<5		<0.001		<0.5	<0.02
RS-D345-99 964-969	<5		<0.001		<0.5	<0.02
RS-D345-99 969-974	<5		<0.001		<0.5	<0.02
RS-D345-99 974-979	<5	<5	<0.001	<0.001	<0.5	<0.02
RS-D345-99 979-984	<5		<0.001		<0.5	<0.02
RS-D345-99 984-989	<5		<0.001		<0.5	<0.02
RS-D345-99 989-994	<5		<0.001		<0.5	<0.02
RS-D345-99 994-1000	<5		<0.001		<0.5	<0.02

AMERICAN ASSAY LABORATORIES

ANALYSIS REPORT SP053028

American Assay Laboratories

PO BOX 11530
RENO NV,USA
Ph.(775) 356-0606, Fax.(775) 356-1413

NEWMONT GOLD COMPANY

COPIES TO : C. BALLEW
: R. VANCE
: K. ALLEN
:

CLIENT REFERENCE No: RS-D345-99 RECEIVED : 9 APR 1999

No. SAMPLES : 73 REPORTED : 9 APR 1999

MAIN SAMPLE TYPE : DRILL CORE

NEVADA LEGISLATIVE DISCLAIMER :-
The results of this assay were based solely upon the content of the sample submitted. Any decision to invest should be made only after the potential investment value of the claim or deposit has been determined based on the results of assays of multiple samples of geological materials collected by the prospective investor or by a qualified person selected by him and based on an evaluation of all engineering data which is available concerning any proposed project.

ANALYSIS	ANALYTICAL METHOD	QUALITY PARAMETER	UNIT	DETECTION
Au	FA30	15%	ppb	5
Au(R)	FA30	15%	ppb	5
Au(OZ)	FA30	15%	OPT	0.001
Au(RZ)	FA30	15%	OPT	0.001
Ag	D210	10%	ppm	0.5
Ag(OZ)	D210	10%	OPT	0.02

SIGNATORY : Leonard E. Mackedon B.S.

AMERICAN ASSAY LABORATORIES

ANALYSIS REPORT SP053028

American Assay Laboratories

CLIENT : NEWMONT GOLD COMPANY
PROJECT : ROSEBUD
REFERENCE : RS-D345-99

REPORTED : 9 APR 1999

SAMPLES	Au FA30 ppb	Au(R) FA30 ppb	Au(OZ) FA30 OPT	Au(RZ) FA30 OPT	Ag D210 ppm	Ag(OZ) D210 OPT
RS-D345-99 0-5	118		0.003		1.9	0.06
RS-D345-99 5-9	37		0.001		1.4	0.04
RS-D345-99 9-14	96		0.003		1.0	0.03
RS-D345-99 14-19	82		0.002		0.7	0.02
RS-D345-99 19-24	23		<0.001		1.0	0.03
RS-D345-99 24-29	98		0.003		0.6	<0.02
RS-D345-99 29.0-34.2	268	264	0.008	0.008	1.0	0.03
RS-D345-99 34.2-39.0	29		<0.001		0.7	0.02
RS-D345-99 39-44	13		<0.001		<0.5	<0.02
RS-D345-99 44-49	8		<0.001		<0.5	<0.02
RS-D345-99 49-54	5		<0.001		<0.5	<0.02
RS-D345-99 54-59	<5		<0.001		<0.5	<0.02
RS-D345-99 59-64	14		<0.001		<0.5	<0.02
RS-D345-99 64-69	33		<0.001		<0.5	<0.02
RS-D345-99 69-74	5		<0.001		<0.5	<0.02
RS-D345-99 74-79	<5		<0.001		<0.5	<0.02
RS-D345-99 79-84	9		<0.001		<0.5	<0.02
RS-D345-99 84-89	13		<0.001		<0.5	<0.02
RS-D345-99 89-94	<5		<0.001		<0.5	<0.02
RS-D345-99 94-99	12		<0.001		<0.5	<0.02
RS-D345-99 99.0-102.5	<5		<0.001		<0.5	<0.02
RS-D345-99 102.5-107.5	10		<0.001		<0.5	<0.02
RS-D345-99 107.5-110.5	14		<0.001		<0.5	<0.02
RS-D345-99 110.5-115.0	5		<0.001		<0.5	<0.02
RS-D345-99 115-120	20	19	<0.001	<0.001	0.5	<0.02

AMERICAN ASSAY LABORATORIES

ANALYSIS REPORT SP053028

American Assay Laboratories

CLIENT : NEWMONT GOLD COMPANY
PROJECT : ROSEBUD
REFERENCE : RS-D345-99

REPORTED : 9 APR 1999

SAMPLES	Au FA30 ppb	Au(R) FA30 ppb	Au(OZ) FA30 OPT	Au(RZ) FA30 OPT	Ag D210 ppm	Ag(OZ) D210 OPT
RS-D345-99 120-125	15		<0.001		2.1	0.06
RS-D345-99 125-129	38		0.001		1.5	0.04
RS-D345-99 129.0-133.5	10		<0.001		0.5	<0.02
RS-D345-99 133.5-138.5	<5		<0.001		1.1	0.03
RS-D345-99 138.5-143.5	49		0.001		<0.5	<0.02
RS-D345-99 143.5-148.5	140		0.004		1.3	0.04
RS-D345-99 148.5-150.0	1105	1260	0.032	0.037	2.8	0.08
RS-D345-99 150-155	23	25	<0.001	<0.001	1.2	0.04
RS-D345-99 155-160	7		<0.001		<0.5	<0.02
RS-D345-99 160-165	<5		<0.001		<0.5	<0.02
RS-D345-99 165-170	162		0.005		0.6	<0.02
RS-D345-99 170-175	39		0.001		0.5	<0.02
RS-D345-99 175-180	38		0.001		0.5	<0.02
RS-D345-99 180-185	39		0.001		3.2	0.09
RS-D345-99 185-190	15		<0.001		0.5	<0.02
RS-D345-99 190-195	6		<0.001		<0.5	<0.02
RS-D345-99 195-200	<5		<0.001		<0.5	<0.02
RS-D345-99 200-205	<5	<5	<0.001	<0.001	<0.5	<0.02
RS-D345-99 200-205B	104		0.003		<0.5	<0.02
RS-D345-99 205-210	<5		<0.001		<0.5	<0.02
RS-D345-99 210-215	<5		<0.001		<0.5	<0.02
RS-D345-99 215-220	<5		<0.001		<0.5	<0.02
RS-D345-99 220-225	<5		<0.001		<0.5	<0.02
RS-D345-99 225-230	<5		<0.001		<0.5	<0.02
RS-D345-99 230-235	<5		<0.001		0.6	<0.02

AMERICAN ASSAY LABORATORIES

ANALYSIS REPORT SP053028

American Assay Laboratories

CLIENT : NEWMONT GOLD COMPANY
PROJECT : ROSEBUD
REFERENCE : RS-D345-99

REPORTED : 9 APR 1999

SAMPLES	Au FA30 ppb	Au(R) FA30 ppb	Au(OZ) FA30 OPT	Au(RZ) FA30 OPT	Ag D210 ppm	Ag(OZ) D210 OPT
RS-D345-99 235-240	<5		<0.001		<0.5	<0.02
RS-D345-99 240-245	<5		<0.001		0.5	<0.02
RS-D345-99 245-250	<5		<0.001		<0.5	<0.02
RS-D345-99 250-255	<5		<0.001		<0.5	<0.02
RS-D345-99 255-259	<5		<0.001		<0.5	<0.02
RS-D345-99 259-264	<5		<0.001		0.6	<0.02
RS-D345-99 264-269	<5		<0.001		<0.5	<0.02
RS-D345-99 269-274	<5		<0.001		<0.5	<0.02
RS-D345-99 274-279	<5		<0.001		<0.5	<0.02
RS-D345-99 279.0-282.5	7		<0.001		<0.5	<0.02
RS-D345-99 282.5-287.0	<5		<0.001		<0.5	<0.02
RS-D345-99 287.0-292.5	<5		<0.001		<0.5	<0.02
RS-D345-99 292.5-296.4	<5		<0.001		<0.5	<0.02
RS-D345-99 296.4-299.0	<5		<0.001		<0.5	<0.02
RS-D345-99 299-304	<5		<0.001		<0.5	<0.02
RS-D345-99 304-309	<5		<0.001		<0.5	<0.02
RS-D345-99 309-314	12		<0.001		<0.5	<0.02
RS-D345-99 314-319	<5		<0.001		<0.5	<0.02
RS-D345-99 319-324	<5		<0.001		<0.5	<0.02
RS-D345-99 324-329	<5		<0.001		<0.5	<0.02
RS-D345-99 329-334	6		<0.001		<0.5	<0.02
RS-D345-99 334-339	24		<0.001		0.9	0.03
RS-D345-99 339-344	5		<0.001		<0.5	<0.02

AMERICAN ASSAY LABORATORIES

AAL 01-2 ICP PACKAGE DETECTION LIMITS

ELEMENT	Ag	Al	As	B	Ba	Bi	Ca	Cd	Co	Cr	Cu	Fe	Hg	K	La	Mg	Mn	Mo	Na	Ni	P	Pb	Sb	Se	Sr	Th	Ti	U	V	W	Zn
SAMPLES	ppm	%	ppm	ppm	ppm	ppm	%	ppm	ppm	ppm	ppm	%	ppb	%	ppm	%	ppm	ppm	%	ppm	%	ppm	ppm	ppm	ppm	ppm	%	ppm	ppm	ppm	ppm
	0.3	0.01	2	3	1	3	0.01	0.2	1	1	1	0.01	10	0.01	1	0.01	2	1	0.01	1	0.001	3	3	0.1	1	2	0.01	8	1	2	1

0.500 GRAMS OF PULP IS DIGESTED WITH HYDROCHLORIC AND NITRIC ACID AT 95 DEGREE CENTIGRADE FOR ONE HOUR.
DIGEST IS PARTIAL FOR B, Ba, Ca, Cr, Fe, La, Mg, Mn, Sr, Ti AND W.
DIGEST IS LIMITED FOR Al, K AND Na.

CLIENT:	*NEWMONT GOLD COMPANY*
CLIENT REF:	ROSEBUD EXPLORATION
AAL REF:	SP053028
METHOD:	AAL 01-2 + Se

AMERICAN ASSAY LABORATORIES
1500 GLENDALE AVE.
SPARKS, NV 89431
PHONE: (775) 356-0606
FAX: (775) 356-1413

ELEMENT SAMPLES	Ag ppm	Al %	As ppm	B ppm	Ba ppm	Bi ppm	Ca %	Cd ppm	Co ppm	Cr ppm	Cu ppm	Fe %	Hg ppb	K %	La ppm	Mg %	Mn ppm	Mo ppm	Na %	Ni ppm	P %	Pb ppm	Sb ppm	Se ppm	Sr ppm	Th ppm	Ti %	U ppm	V ppm	W ppm	Zn ppm
RS-D345-99 00-19	2.2	0.86	68	5	22	< 3	0.71	< .2	4	4	7	2.64	175	0.44	19	0.08	380	1	0.02	2	0.044	17	3	17	131	4	< .01	< 8	3	< 2	75
RS-D345-99 19-39	2.8	0.89	38	5	26	< 3	0.57	< .2	2	5	21	2.32	20	0.4	22	0.13	476	< 1	0.02	1	0.037	18	< 3	12.5	119	3	< .01	< 8	2	< 2	71
RS-D345-99 39-59	0.9	0.84	9	3	113	< 3	1.57	0.2	2	5	4	1.82	10	0.39	30	0.11	959	1	0.03	2	0.032	22	< 3	3.1	163	5	< .01	< 8	1	< 2	70
RS-D345-99 59-79	0.7	0.83	4	< 3	47	< 3	1.53	0.3	2	3	4	1.66	30	0.4	37	0.1	871	1	0.03	3	0.028	18	< 3	2.6	170	5	< .01	< 8	1	< 2	61
RS-D345-99 79-99	0.7	0.69	11	< 3	92	< 3	1.81	< .2	2	7	6	1.69	10	0.38	32	0.08	1088	1	0.03	3	0.025	20	< 3	4.2	175	5	< .01	< 8	2	< 2	56
RS-D345-99 99-120	0.8	0.87	12	< 3	43	< 3	1.19	0.3	3	6	8	1.73	40	0.4	35	0.11	814	1	0.03	5	0.024	18	< 3	3.3	191	7	< .01	< 8	2	< 2	70
RS-D345-99 120-143.5	1.3	0.73	13	< 3	55	< 3	1.11	0.2	3	10	12	2.18	45	0.39	37	0.07	700	2	0.04	7	0.021	17	< 3	4.4	144	8	< .01	< 8	4	< 2	75
RS-D345-99 143.5-165	1.6	0.69	12	3	67	< 3	1.16	0.4	2	8	11	1.94	70	0.39	31	0.06	504	1	0.04	7	0.025	17	< 3	5	181	6	< .01	< 8	3	< 2	54
RS-D345-99 165-185	2	0.8	24	4	139	< 3	0.9	< .2	1	3	8	1.41	< 10	0.47	30	0.06	424	< 1	0.03	2	0.022	16	< 3	8.4	251	5	< .01	< 8	1	< 2	48
RS-D345-99 185-205	1	0.72	10	< 3	101	< 3	1.91	0.3	1	4	5	0.75	30	0.42	47	0.06	656	1	0.02	2	0.01	21	< 3	2.2	264	11	< .01	< 8	1	< 2	38
RS-D345-99 205-230	0.8	0.94	14	3	54	< 3	1.54	0.8	4	17	13	2.19	85	0.37	43	0.09	815	1	0.03	15	0.042	18	< 3	0.4	156	9	< .01	< 8	13	< 2	70
RS-D345-99 230-250	0.5	0.51	8	< 3	76	< 3	0.65	0.5	1	4	7	1.16	225	0.33	37	0.03	460	2	0.02	2	0.008	34	< 3	< .1	149	9	< .01	< 8	1	< 2	49
RS-D345-99 250-269	1.5	0.43	7	3	180	< 3	0.46	0.2	1	3	6	1.53	100	0.32	68	0.02	615	1	0.03	1	0.007	46	< 3	< .1	131	16	0.01	< 8	2	< 2	91
RS-D345-99 269-287	1.2	0.5	8	< 3	55	< 3	0.48	< .2	1	4	3	1.45	55	0.31	73	0.03	686	2	0.04	1	0.011	26	< 3	< .1	136	17	< .01	< 8	2	< 2	52
RS-D345-99 287-304	1.7	0.66	10	< 3	125	< 3	1.17	0.2	1	8	5	1.75	130	0.33	64	0.04	919	2	0.05	2	0.008	23	< 3	0.1	159	14	< .01	< 8	2	< 2	56
RS-D345-99 304-324	1.8	0.59	6	3	28	< 3	0.92	< .2	1	4	2	1.49	30	0.3	70	0.04	681	2	0.05	1	0.01	24	< 3	< .1	139	16	< .01	< 8	1	< 2	45
RS-D345-99 324-344	1.7	0.54	4	3	57	< 3	0.51	< .2	< 1	5	2	1.25	50	0.26	58	0.02	458	2	0.04	1	0.008	17	< 3	0.3	108	15	< .01	< 8	1	< 2	46
STANDARD C3	5.4	1.9	59	22	149	20	0.58	24	12	175	67	3.48	900	0.17	19	0.6	837	24	0.04	36	0.088	37	11	1.9	29	22	0.09	26	80	14	159
STANDARD G-2	0.3	1.09	< 2	3	224	< 3	0.72	< .2	5	75	11	2.28	< 10	0.47	10	0.61	639	3	0.09	13	0.08	4	< 3	1	74	5	0.14	< 8	42	< 2	42

xAMERICAN ASSAY LABORATORIES

ANALYSIS REPORT SP053053

American Assay Laboratories

PO BOX 11530
RENO NV,USA
Ph.(775) 356-0606, Fax.(775) 356-1413

NEWMONT GOLD COMPANY

COPIES TO : C. BALLEW

: R. VANCE

: K. ALLEN

:

CLIENT REFERENCE No: RS-D345-99 RECEIVED : 12 APR 1999

No. SAMPLES : 57 REPORTED : 12 APR 1999

MAIN SAMPLE TYPE : DRILL CORE

NEVADA LEGISLATIVE DISCLAIMER :-
The results of this assay were based solely upon the content of the sample submitted. Any decision to invest should be made only after the potential investment value of the claim or deposit has been determined based on the results of assays of multiple samples of geological materials collected by the prospective investor or by a qualified person selected by him and based on an evaluation of all engineering data which is available concerning any proposed project.

ANALYSIS	ANALYTICAL METHOD	QUALITY PARAMETER	UNIT	DETECTION
Au	FA30	15%	ppb	5
Au(R)	FA30	15%	ppb	5
Au(OZ)	FA30	15%	OPT	0.001
Au(RZ)	FA30	15%	OPT	0.001
Ag	D210	10%	ppm	0.5
Ag(OZ)	D210	10%	OPT	0.02

SIGNATORY : Leonard E. Mackedon B.S.

AMERICAN ASSAY LABORATORIES

ANALYSIS REPORT SP053053

American Assay Laboratories

CLIENT : NEWMONT GOLD COMPANY
PROJECT : ROSEBUD
REFERENCE : RS-D345-99

REPORTED : 12 APR 1999

SAMPLES	Au FA30 ppb	Au(R) FA30 ppb	Au(OZ) FA30 OPT	Au(RZ) FA30 OPT	Ag D210 ppm	Ag(OZ) D210 OPT
RS-D345-99 344-349	<5		<0.001		<0.5	<0.02
RS-D345-99 349.0-353.9	92		0.003		1.0	0.03
RS-D345-99 353.9-359.0	72		0.002		1.1	0.03
RS-D345-99 359-364	50		0.001		1.6	0.05
RS-D345-99 364-369	16		<0.001		0.8	0.02
RS-D345-99 369.0-374.1	<5		<0.001		<0.5	<0.02
RS-D345-99 374.1-379.0	<5		<0.001		0.7	0.02
RS-D345-99 379-384	<5		<0.001		<0.5	<0.02
RS-D345-99 384-389	<5		<0.001		<0.5	<0.02
RS-D345-99 389-394	<5		<0.001		<0.5	<0.02
RS-D345-99 394-400	<5		<0.001		<0.5	<0.02
RS-D345-99 400-404	<5		<0.001		<0.5	<0.02
RS-D345-99 404-408	<5		<0.001		<0.5	<0.02
RS-D345-99 408.0-412.9	<5		<0.001		<0.5	<0.02
RS-D345-99 412.9-418.0	<5		<0.001		<0.5	<0.02
RS-D345-99 418-423	<5		<0.001		<0.5	<0.02
RS-D345-99 423-428	<5		<0.001		<0.5	<0.02
RS-D345-99 428-433	<5		<0.001		<0.5	<0.02
RS-D345-99 433-438	<5		<0.001		<0.5	<0.02
RS-D345-99 438-443	<5		<0.001		<0.5	<0.02
RS-D345-99 443-449	<5		<0.001		<0.5	<0.02
RS-D345-99 449-455	<5		<0.001		<0.5	<0.02
RS-D345-99 455-460	<5		<0.001		<0.5	<0.02
RS-D345-99 460-465	<5		<0.001		<0.5	<0.02
RS-D345-99 465-470	<5		<0.001		<0.5	<0.02

AMERICAN ASSAY LABORATORIES

ANALYSIS REPORT SP053053

American Assay Laboratories

CLIENT : NEWMONT GOLD COMPANY
PROJECT : ROSEBUD
REFERENCE : RS-D345-99

REPORTED : 12 APR 1999

SAMPLES	Au FA30 ppb	Au(R) FA30 ppb	Au(OZ) FA30 OPT	Au(RZ) FA30 OPT	Ag D210 ppm	Ag(OZ) D210 OPT
RS-D345-99 470-475	<5		<0.001		<0.5	<0.02
RS-D345-99 475-480	<5		<0.001		<0.5	<0.02
RS-D345-99 480-484	<5		<0.001		<0.5	<0.02
RS-D345-99 484-489	<5		<0.001		<0.5	<0.02
RS-D345-99 489.0-492.1	<5		<0.001		<0.5	<0.02
RS-D345-99 492.1-496.0	34		<0.001		<0.5	<0.02
RS-D345-99 496.0-500.5	<5		<0.001		<0.5	<0.02
RS-D345-99 500.5-504.0	<5		<0.001		<0.5	<0.02
RS-D345-99 504-509	8		<0.001		<0.5	<0.02
RS-D345-99 509-514	<5		<0.001		<0.5	<0.02
RS-D345-99 514-519	<5		<0.001		<0.5	<0.02
RS-D345-99 519-524	<5		<0.001		<0.5	<0.02
RS-D345-99 524-529	<5		<0.001		<0.5	<0.02
RS-D345-99 529-534	<5		<0.001		<0.5	<0.02
RS-D345-99 534.0-535.8	10		<0.001		0.7	0.02
RS-D345-99 535.8-538.8	12		<0.001		1.2	0.04
RS-D345-99 538.8-543.0	<5		<0.001		<0.5	<0.02
RS-D345-99 543.0-546.2	24		<0.001		1.1	0.03
RS-D345-99 546.2-550.7	26		<0.001		0.8	0.02
RS-D345-99 550.7-555.5	40	36	0.001	0.001	0.7	0.02
RS-D345-99 555.5-559.0	108		0.003		1.9	0.06
RS-D345-99 559.0-562.4	254		0.007		2.0	0.06
RS-D345-99 562.4-566.7	80		0.002		0.6	<0.02
RS-D345-99 566.7-569.4	50		0.001		<0.5	<0.02
RS-D345-99 569.4-573.0	36		0.001		0.5	<0.02

AMERICAN ASSAY LABORATORIES

ANALYSIS REPORT SP053053

American Assay Laboratories

CLIENT : NEWMONT GOLD COMPANY
PROJECT : ROSEBUD
REFERENCE : RS-D345-99

REPORTED : 12 APR 1999

SAMPLES	Au FA30 ppb	Au(R) FA30 ppb	Au(OZ) FA30 OPT	Au(RZ) FA30 OPT	Ag D210 ppm	Ag(OZ) D210 OPT
RS-D345-99 573.0-575.5	16		<0.001		0.6	<0.02
RS-D345-99 575.5-579.0	26		<0.001		<0.5	<0.02
RS-D345-99 579-584	26		<0.001		0.6	<0.02
RS-D345-99 584-589	254		0.007		0.9	0.03
RS-D345-99 589-593	42		0.001		<0.5	<0.02
RS-D345-99 593-597	50		0.001		<0.5	<0.02
RS-D345-99 597-600	972	996	0.028	0.029	3.7	0.11

AMERICAN ASSAY LABORATORIES

AAL 01-2 ICP PACKAGE DETECTION LIMITS

ELEMENT	Ag	Al	As	B	Ba	Bi	Ca	Cd	Co	Cr	Cu	Fe	Hg	K	La	Mg	Mn	Mo	Na	Ni	P	Pb	Sb	Se	Sr	Th	Ti	U	V	W	Zn
SAMPLES	ppm	%	ppm	ppm	ppm	ppm	%	ppm	ppm	ppm	ppm	%	ppb	%	ppm	%	ppm	ppm	%	ppm	%	ppm	ppm	ppm	ppm	ppm	%	ppm	ppm	ppm	ppm
	0.3	0.01	2	3	1	3	0.01	0.2	1	1	1	0.01	10	0.01	1	0.01	2	1	0.01	1	0.001	3	3	0.1	1	2	0.01	8	1	2	1

0.500 GRAMS OF PULP IS DIGESTED WITH HYDROCHLORIC AND NITRIC ACID AT 95 DEGREE CENTIGRADE FOR ONE HOUR.
DIGEST IS PARTIAL FOR B, Ba, Ca, Cr, Fe, La, Mg, Mn, Sr, Ti AND W.
DIGEST IS LIMITED FOR Al, K AND Na.

CLIENT:	*NEWMONT GOLD COMPANY*
CLIENT REF:	ROSEBUD EXPLORATION
AAL REF:	SP053053
METHOD:	AAL 01-2 + Se

AMERICAN ASSAY LABORATORIES
1500 GLENDALE AVE.
SPARKS, NV 89431
PHONE: (775) 356-0606
FAX: (775) 356-1413

ELEMENT SAMPLES	Ag ppm	Al %	As ppm	B ppm	Ba ppm	Bi ppm	Ca %	Cd ppm	Co ppm	Cr ppm	Cu ppm	Fe %	Hg ppb	K %	La ppm	Mg %	Mn ppm	Mo ppm	Na %	Ni ppm	P %	Pb ppm	Sb ppm	Se ppm	Sr ppm	Th ppm	Ti %	U ppm	V ppm	W ppm	Zn ppm
RS-D345-99 344-364	2.3	0.58	23	< 3	119	< 3	0.22	< .2	< 1	4	5	1.72	131	0.35	58	0.02	200	5	0.03	2	0.007	31	4	5.3	91	13	< .01	< 8	2	< 2	69
RS-D345-99 364-384	1.6	0.52	13	< 3	50	< 3	0.39	< .2	< 1	3	5	1.65	17	0.34	56	0.02	285	2	0.05	2	0.007	26	6	2.7	83	14	< .01	< 8	2	< 2	41
RS-D345-99 384-404	1.6	0.62	2	< 3	37	< 3	0.64	< .2	< 1	5	5	1.66	22	0.32	62	0.04	444	4	0.05	2	0.007	17	3	< .1	80	15	< .01	< 8	1	< 2	66
RS-D345-99 404-423	1.9	0.49	< 2	< 3	101	< 3	0.88	0.2	1	8	5	2	9	0.29	62	0.03	495	4	0.06	3	0.008	15	< 3	< .1	83	15	0.01	< 8	2	< 2	60
RS-D345-99 423-443	2.1	0.5	< 2	< 3	58	< 3	0.94	< .2	< 1	7	4	2.04	< 5	0.3	66	0.03	880	3	0.06	2	0.008	20	< 3	< .1	86	16	0.02	< 8	2	< 2	62
RS-D345-99 443-465	1.7	0.61	< 2	< 3	39	< 3	0.89	0.3	1	5	4	1.68	< 5	0.36	61	0.04	732	5	0.05	3	0.009	22	< 3	< .1	88	14	0.01	< 8	1	< 2	53
RS-D345-99 465-484	1.7	0.53	< 2	< 3	41	< 3	1.15	< .2	1	6	4	1.89	6	0.33	62	0.04	846	4	0.05	2	0.008	21	< 3	< .1	78	15	0.01	< 8	1	< 2	58
RS-D345-99 484-504	1.8	0.59	< 2	< 3	97	< 3	0.86	0.2	1	7	7	2.31	7	0.33	63	0.03	510	7	0.05	3	0.009	22	< 3	< .1	78	15	0.01	< 8	2	< 2	70
RS-D345-99 504-524	1.6	0.95	10	< 3	132	< 3	0.63	0.2	1	6	6	2.5	< 5	0.38	57	0.04	1275	10	0.06	3	0.009	25	< 3	1.1	67	13	< .01	< 8	1	< 2	78
RS-D345-99 524-538.8	1.3	0.76	4	< 3	35	< 3	0.86	< .2	1	6	4	2.39	< 5	0.28	53	0.05	950	5	0.05	3	0.01	21	< 3	0.6	65	12	< .01	< 8	2	< 2	76
RS-D345-99 538.8-559	2.4	0.52	22	< 3	121	< 3	0.44	< .2	1	5	21	1.73	10	0.26	43	0.03	555	2	0.02	2	0.007	19	5	5	61	10	< .01	< 8	1	< 2	66
RS-D345-99 559-573	2.2	0.45	21	< 3	161	< 3	0.13	< .2	1	5	68	1.41	19	0.26	47	0.02	130	4	0.02	2	0.008	15	8	5.2	40	10	< .01	< 8	1	< 2	61
RS-D345-99 573-589	1.8	0.63	14	< 3	256	< 3	1.7	< .2	1	2	73	1.45	14	0.28	46	0.07	670	6	0.02	2	0.007	12	4	2.2	354	11	< .01	23	1	< 2	48
RS-D345-99 589-600	2	0.84	18	< 3	129	< 3	7.67	< .2	1	3	39	1.46	12	0.29	50	0.16	1176	2	0.03	< 1	0.009	14	< 3	2.2	1178	12	< .01	17	< 1	< 2	48
STANDARD C3/H-1/DS2	5.8	1.88	59	22	144	21	0.56	23.3	12	166	66	3.35	226	0.16	18	0.58	787	25	0.04	35	0.086	33	19	0.8	28	21	0.08	25	76	16	158
STANDARD G-2	< .3	0.91	< 2	< 3	211	< 3	0.62	< .2	4	70	3	1.85	< 5	0.46	7	0.55	516	1	0.07	7	0.087	6	< 3	< .1	68	4	0.11	< 8	35	2	37

xAMERICAN ASSAY LABORATORIES

ANALYSIS REPORT SP053080

American Assay Laboratories

PO BOX 11530
RENO NV,USA
Ph.(775) 356-0606, Fax.(775) 356-1413

NEWMONT GOLD COMPANY

COPIES TO : C. BALLEW

: R. VANCE

: K. ALLEN

:

CLIENT REFERENCE No: RS-D345-99 RECEIVED : 14 APR 1999

No. SAMPLES : 49 REPORTED : 14 APR 1999

MAIN SAMPLE TYPE : DRILL CORE

NEVADA LEGISLATIVE DISCLAIMER :-
The results of this assay were based solely upon the content of the sample submitted. Any decision to invest should be made only after the potential investment value of the claim or deposit has been determined based on the results of assays of multiple samples of geological materials collected by the prospective investor or by a qualified person selected by him and based on an evaluation of all engineering data which is available concerning any proposed project.

ANALYSIS	ANALYTICAL METHOD	QUALITY PARAMETER	UNIT	DETECTION
Au	FA30	15%	ppb	5
Au(R)	FA30	15%	ppb	5
Au(OZ)	FA30	15%	OPT	0.001
Au(RZ)	FA30	15%	OPT	0.001
Ag	D210	10%	ppm	0.5
Ag(OZ)	D210	10%	OPT	0.02

SIGNATORY : Leonard E. Mackedon B.S.

AMERICAN ASSAY LABORATORIES

ANALYSIS REPORT SP053080

American Assay Laboratories

CLIENT : NEWMONT GOLD COMPANY
PROJECT : ROSEBUD
REFERENCE : RS-D345-99

REPORTED : 14 APR 1999

SAMPLES	Au FA30 ppb	Au(R) FA30 ppb	Au(OZ) FA30 OPT	Au(RZ) FA30 OPT	Ag D210 ppm	Ag(OZ) D210 OPT
RS-D345-99 802-804	2195	2138	0.064	0.062	4.8	0.14
RS-D345-99 804.0-806.3	1350		0.039		6.1	0.18
RS-D345-99 806.3-811.0	918		0.027		2.7	0.08
RS-D345-99 811-814	136		0.004		1.3	0.04
RS-D345-99 814-819	304		0.009		0.8	0.02
RS-D345-99 819.0-822.6	54		0.002		0.9	0.03
RS-D345-99 822.6-825.9	220	252	0.006	0.007	0.9	0.03
RS-D345-99 825.9-829.0	91		0.003		1.0	0.03
RS-D345-99 829-834	51		0.001		1.0	0.03
RS-D345-99 834-839	31		<0.001		0.9	0.03
RS-D345-99 839-844	26		<0.001		0.6	<0.02
RS-D345-99 844-849	62		0.002		0.6	<0.02
RS-D345-99 849-854	59		0.002		1.8	0.05
RS-D345-99 854-856	151		0.004		2.3	0.07
RS-D345-99 856-859	71		0.002		1.1	0.03
RS-D345-99 859.0-862.7	215		0.006		1.1	0.03
RS-D345-99 862.7-864.0	1198	1182	0.035	0.034	5.7	0.17
RS-D345-99 864.0-866.2	721		0.021		29.8	0.87
RS-D345-99 866.2-870.9	198		0.006		2.9	0.08
RS-D345-99 870.9-872.5	968		0.028		8.0	0.23
RS-D345-99 872.5-874.0	47		0.001		1.6	0.05
RS-D345-99 874-879	51		0.001		0.9	0.03
RS-D345-99 879-884	<5		<0.001		<0.5	<0.02
RS-D345-99 884.0-888.5	<5		<0.001		<0.5	<0.02
RS-D345-99 888.5-893.5	<5		<0.001		<0.5	<0.02

AMERICAN ASSAY LABORATORIES

ANALYSIS REPORT SP053080

American Assay Laboratories

CLIENT : NEWMONT GOLD COMPANY
PROJECT : ROSEBUD
REFERENCE : RS-D345-99

REPORTED : 14 APR 1999

SAMPLES	Au FA30 ppb	Au(R) FA30 ppb	Au(OZ) FA30 OPT	Au(RZ) FA30 OPT	Ag D210 ppm	Ag(OZ) D210 OPT
RS-D345-99 893.5-898.5	<5		<0.001		<0.5	<0.02
RS-D345-99 898.5-903.5	<5		<0.001		<0.5	<0.02
RS-D345-99 903.5-908.0	<5		<0.001		<0.5	<0.02
RS-D345-99 908-913	<5		<0.001		<0.5	<0.02
RS-D345-99 913-918	<5		<0.001		<0.5	<0.02
RS-D345-99 918-923	<5		<0.001		0.5	<0.02
RS-D345-99 923-928	<5		<0.001		<0.5	<0.02
RS-D345-99 928-933	<5		<0.001		<0.5	<0.02
RS-D345-99 933-938	<5		<0.001		<0.5	<0.02
RS-D345-99 938-942	<5		<0.001		<0.5	<0.02
RS-D345-99 942.0-943.8	6		<0.001		<0.5	<0.02
RS-D345-99 943.8-946.7	8		<0.001		0.7	0.02
RS-D345-99 946.7-949.5	59	62	0.002	0.002	0.6	<0.02
RS-D345-99 949.5-953.0	8		<0.001		1.0	0.03
RS-D345-99 953-958	<5		<0.001		<0.5	<0.02
RS-D345-99 958-961	<5		<0.001		<0.5	<0.02
RS-D345-99 961-964	<5		<0.001		<0.5	<0.02
RS-D345-99 964-969	<5		<0.001		<0.5	<0.02
RS-D345-99 969-974	<5		<0.001		<0.5	<0.02
RS-D345-99 974-979	<5	<5	<0.001	<0.001	<0.5	<0.02
RS-D345-99 979-984	<5		<0.001		<0.5	<0.02
RS-D345-99 984-989	<5		<0.001		<0.5	<0.02
RS-D345-99 989-994	<5		<0.001		<0.5	<0.02
RS-D345-99 994-1000	<5		<0.001		<0.5	<0.02

AMERICAN ASSAY LABORATORIES

AAL 01-2 ICP PACKAGE DETECTION LIMITS

ELEMENT	Ag	Al	As	B	Ba	Bi	Ca	Cd	Co	Cr	Cu	Fe	Hg	K	La	Mg	Mn	Mo	Na	Ni	P	Pb	Sb	Se	Sr	Th	Ti	U	V	W	Zn
SAMPLES	ppm	%	ppm	ppm	ppm	ppm	%	ppm	ppm	ppm	ppm	%	ppb	%	ppm	%	ppm	ppm	%	ppm	%	ppm	ppm	ppm	ppm	ppm	%	ppm	ppm	ppm	ppm
	0.3	0.01	2	3	1	3	0.01	0.2	1	1	1	0.01	10	0.01	1	0.01	2	1	0.01	1	0.001	3	3	0.1	1	2	0.01	8	1	2	1

0.500 GRAMS OF PULP IS DIGESTED WITH HYDROCHLORIC AND NITRIC ACID AT 95 DEGREE CENTIGRADE FOR ONE HOUR.
DIGEST IS PARTIAL FOR B, Ba, Ca, Cr, Fe, La, Mg, Mn, Sr, Ti AND W.
DIGEST IS LIMITED FOR Al, K AND Na.

AMERICAN ASSAY LABORATORIES
1500 GLENDALE AVE.
SPARKS, NV 89431
PHONE: (775) 356-0606
FAX: (775) 356-1413

CLIENT: *NEWMONT GOLD COMPANY*
CLIENT REF: ROSEBUD EXPLORATION
AAL REF: SP053080
METHOD: AAL 01-2 + Se

ELEMENT	Ag	Al	As	B	Ba	Bi	Ca	Cd	Co	Cr	Cu	Fe	Hg	K	La	Mg	Mn	Mo	Na	Ni	P	Pb	Sb	Se	Sr	Th	Ti	U	V	W	Zn
SAMPLES	ppm	%	ppm	ppm	ppm	ppm	%	ppm	ppm	ppm	ppm	%	ppb	%	ppm	%	ppm	ppm	%	ppm	%	ppm	ppm	ppm	ppm	ppm	%	ppm	ppm	ppm	ppm
RS-D345-99 802-811	8.4	0.8	130	< 3	32	3	0.53	0.2	1	3	11	2.8	27	0.24	43	0.11	501	14	0.04	1	0.012	51	9	19.3	111	9	< .01	< 8	2	< 2	108
RS-D345-99 811-829	2	0.84	47	< 3	24	< 3	0.73	0.2	1	3	20	1.82	15	0.25	48	0.11	678	4	0.04	< 1	0.008	35	3	6.1	114	10	< .01	< 8	1	< 2	78
RS-D345-99 829-849	1.4	0.92	47	< 3	15	< 3	0.41	< .2	< 1	3	4	1.79	30	0.28	49	0.12	572	2	0.04	1	0.008	24	3	5.2	87	11	< .01	< 8	1	< 2	79
RS-D345-99 849-859	2.4	0.78	62	< 3	42	< 3	0.47	< .2	1	3	5	2.52	26	0.28	39	0.09	400	4	0.03	1	0.007	22	5	12.3	87	8	< .01	< 8	1	< 2	86
RS-D345-99 859-874	7.5	0.67	68	< 3	52	< 3	0.89	0.2	1	3	448	2.13	31	0.28	43	0.07	1013	9	0.03	1	0.007	31	7	14.9	82	10	< .01	< 8	1	< 2	102
RS-D345-99 874-893.5	1.4	0.74	19	< 3	16	< 3	0.38	< .2	< 1	4	5	1.43	12	0.31	53	0.07	482	3	0.04	< 1	0.009	27	< 3	2.4	71	12	< .01	< 8	< 1	< 2	71
RS-D345-99 893.5-913	1.2	0.82	4	< 3	16	< 3	1.3	< .2	1	3	3	1.5	< 5	0.34	59	0.07	1104	3	0.04	< 1	0.009	30	< 3	0.2	92	12	< .01	< 8	< 1	< 2	67
RS-D345-99 913-933	1.2	0.78	8	< 3	18	< 3	0.76	< .2	< 1	3	3	1.35	7	0.34	56	0.07	832	1	0.04	1	0.009	31	< 3	0.7	92	12	< .01	< 8	1	< 2	56
RS-D345-99 933-953	1	0.78	31	< 3	201	< 3	0.64	0.3	1	3	4	1.8	27	0.33	46	0.08	820	2	0.03	1	0.009	29	4	2.8	99	10	< .01	< 8	1	< 2	84
RS-D345-99 953-974	0.7	0.83	7	< 3	19	< 3	1	< .2	1	2	3	1.67	< 5	0.33	51	0.07	921	2	0.04	1	0.009	29	< 3	0.5	84	12	< .01	< 8	1	< 2	73
RS-D345-99 974-1000	0.7	0.82	8	< 3	457	< 3	1.24	< .2	1	5	10	1.81	8	0.34	49	0.06	539	3	0.04	1	0.008	17	< 3	0.7	121	12	< .01	< 8	1	< 2	68
STANDARD C3/DS2	5.5	1.82	59	18	147	19	0.54	22.5	11	164	68	3.14	213	0.16	18	0.55	819	24	0.04	35	0.087	32	15	2.1	29	21	0.09	22	79	14	159
STANDARD G-2	0.4	0.93	< 2	< 3	223	< 3	0.65	< .2	4	75	5	1.83	5	0.47	8	0.57	580	1	0.07	6	0.094	6	< 3	< .1	70	4	0.13	< 8	38	3	40

AMERICAN ASSAY LABORATORIES

PROVISIONAL REPORT SP053028

PO BOX 11530
RENO NV,USA
Ph.(775) 356-0606, Fax.(775) 356-1413

NEWMONT GOLD COMPANY

COPIES TO : C. BALLEW

: R. VANCE

:

:

NSI

CLIENT REFERENCE No: RS-D345-99 RECEIVED : 9 APR 1999

No. SAMPLES : 73 REPORTED : 9 APR 1999

MAIN SAMPLE TYPE : DRILL CORE

NEVADA LEGISLATIVE DISCLAIMER :-
The results of this assay were based solely upon the content of the sample submitted. Any decision to invest should be made only after the potential investment value of the claim or deposit has been determined based on the results of assays of multiple samples of geological materials collected by the prospective investor or by a qualified person selected by him and based on an evaluation of all engineering data which is available concerning any proposed project.

ANALYSIS	ANALYTICAL METHOD	QUALITY PARAMETER	UNIT	DETECTION
Au	FA30	15%	ppb	5
Au(R)	FA30	15%	ppb	5
Au(OZ.)	FA30	15%	OPT	0.001
Au(RZ.)	FA30	15%	OPT	0.001
Ag	D210	10%	ppm	0.5
Ag(OZ.)	D210	10%	OPT	0.02

SIGNATORY : Leonard E. Mackedon B.S.

AMERICAN ASSAY LABORATORIES

PROVISIONAL REPORT SP053028

CLIENT : NEWMONT GOLD COMPANY
PROJECT : ROSEBUD
REFERENCE : RS-D345-99

REPORTED : 9 APR 1999

SAMPLES	Au	Au(R)	Au(OZ)	Au(RZ)	Ag	Ag(OZ)
RS-D345-99 0-5	118		0.003		1.9	0.06
RS-D345-99 5-9	37		0.001		1.4	0.04
RS-D345-99 9-14	96		0.003		1.0	0.03
RS-D345-99 14-19	82		0.002		0.7	0.02
RS-D345-99 19-24	23		<0.001		1.0	0.03
RS-D345-99 24-29	98		0.003		0.6	<0.02
RS-D345-99 29.0-34.2	268	264	0.008	0.008	1.0	0.03
RS-D345-99 34.2-39.0	29		<0.001		0.7	0.02
RS-D345-99 39-44	13		<0.001		<0.5	<0.02
RS-D345-99 44-49	8		<0.001		<0.5	<0.02
RS-D345-99 49-54	5		<0.001		<0.5	<0.02
RS-D345-99 54-59	<5		<0.001		<0.5	<0.02
RS-D345-99 59-64	14		<0.001		<0.5	<0.02
RS-D345-99 64-69	33		<0.001		<0.5	<0.02
RS-D345-99 69-74	5		<0.001		<0.5	<0.02
RS-D345-99 74-79	<5		<0.001		<0.5	<0.02
RS-D345-99 79-84	9		<0.001		<0.5	<0.02
RS-D345-99 84-89	13		<0.001		<0.5	<0.02
RS-D345-99 89-94	<5		<0.001		<0.5	<0.02
RS-D345-99 94-99	12		<0.001		<0.5	<0.02
RS-D345-99 99.0-102.5	<5		<0.001		<0.5	<0.02
RS-D345-99 102.5-107.5	10		<0.001		<0.5	<0.02
RS-D345-99 107.5-110.5	14		<0.001		<0.5	<0.02
RS-D345-99 110.5-115.0	5		<0.001		<0.5	<0.02
RS-D345-99 115-120	20	19	<0.001	<0.001	0.5	<0.02

AMERICAN ASSAY LABORATORIES

PROVISIONAL REPORT SP053028

CLIENT : NEWMONT GOLD COMPANY
PROJECT : ROSEBUD
REFERENCE : RS-D345-99

REPORTED : 9 APR 1999

SAMPLES	Au	Au(B)	Au(OZ)	Au(BZ)	Ag	Ag(OZ)
RS-D345-99 120-125	15		<0.001		2.1	0.06
RS-D345-99 125-129	38		0.001		1.5	0.04
RS-D345-99 129.0-133.5	10		<0.001		0.5	<0.02
RS-D345-99 133.5-138.5	<5		<0.001		1.1	0.03
RS-D345-99 138.5-143.5	49		0.001		<0.5	<0.02
RS-D345-99 143.5-148.5	140		0.004		1.3	0.04
RS-D345-99 148.5-150.0	1105	1260	0.032	0.037	2.8	0.08
RS-D345-99 150-155	23	25	<0.001	<0.001	1.2	0.04
RS-D345-99 155-160	7		<0.001		<0.5	<0.02
RS-D345-99 160-165	<5		<0.001		<0.5	<0.02
RS-D345-99 165-170	162		0.005		0.6	<0.02
RS-D345-99 170-175	39		0.001		0.5	<0.02
RS-D345-99 175-180	38		0.001		0.5	<0.02
RS-D345-99 180-185	39		0.001		3.2	0.09
RS-D345-99 185-190	15		<0.001		0.5	<0.02
RS-D345-99 190-195	6		<0.001		<0.5	<0.02
RS-D345-99 195-200	<5		<0.001		<0.5	<0.02
RS-D345-99 200-205	<5	<5	<0.001	<0.001	<0.5	<0.02
RS-D345-99 200-205B	104		0.003		<0.5	<0.02
RS-D345-99 205-210	<5		<0.001		<0.5	<0.02
RS-D345-99 210-215	<5		<0.001		<0.5	<0.02
RS-D345-99 215-220	<5		<0.001		<0.5	<0.02
RS-D345-99 220-225	<5		<0.001		<0.5	<0.02
RS-D345-99 225-230	<5		<0.001		<0.5	<0.02
RS-D345-99 230-235	<5		<0.001		0.6	<0.02

AMERICAN ASSAY LABORATORIES

PROVISIONAL REPORT SP053028

CLIENT : NEWMONT GOLD COMPANY
PROJECT : ROSEBUD
REFERENCE : RS-D345-99

REPORTED : 9 APR 1999

SAMPLES	Au	Au(R)	Au(OZ)	Au(RZ)	Ag	Ag(OZ)
RS-D345-99 235-240	<5		<0.001		<0.5	<0.02
RS-D345-99 240-245	<5		<0.001		0.5	<0.02
RS-D345-99 245-250	<5		<0.001		<0.5	<0.02
RS-D345-99 250-255	<5		<0.001		<0.5	<0.02
RS-D345-99 255-259	<5		<0.001		<0.5	<0.02
RS-D345-99 259-264	<5		<0.001		0.6	<0.02
RS-D345-99 264-269	<5		<0.001		<0.5	<0.02
RS-D345-99 269-274	<5		<0.001		<0.5	<0.02
RS-D345-99 274-279	<5		<0.001		<0.5	<0.02
RS-D345-99 279.0-282.5	7		<0.001		<0.5	<0.02
RS-D345-99 282.5-287.0	<5		<0.001		<0.5	<0.02
RS-D345-99 287.0-292.5	<5		<0.001		<0.5	<0.02
RS-D345-99 292.5-296.4	<5		<0.001		<0.5	<0.02
RS-D345-99 296.4-299.0	<5		<0.001		<0.5	<0.02
RS-D345-99 299-304	<5		<0.001		<0.5	<0.02
RS-D345-99 304-309	<5		<0.001		<0.5	<0.02
RS-D345-99 309-314	12		<0.001		<0.5	<0.02
RS-D345-99 314-319	<5		<0.001		<0.5	<0.02
RS-D345-99 319-324	<5		<0.001		<0.5	<0.02
RS-D345-99 324-329	<5		<0.001		<0.5	<0.02
RS-D345-99 329-334	6		<0.001		<0.5	<0.02
RS-D345-99 334-339	24		<0.001		0.9	0.03
RS-D345-99 339-344	5		<0.001		<0.5	<0.02

CLIENT: *NEWMONT GOLD COMPANY*
CLIENT REF: ROSEBUD EXPLORATION
AAL REF: SP053080
METHOD: AAL 01-2 + Se

AMERICAN ASSAY LABORATORIES
1500 GLENDALE AVE.
SPARKS, NV 89431
PHONE: (775) 356-0606
FAX: (775) 356-1413

ELEMENT SAMPLES	Ag ppm	Al %	As ppm	B ppm	Ba ppm	Bi ppm	Ca %	Cd ppm	Co ppm	Cr ppm	Cu ppm	Fe %	Hg ppb	K %	La ppm	Mg %	Mn ppm	Mo ppm	Na %	Ni ppm	P %	Pb ppm	Sb ppm	Se ppm	Sr ppm	Th ppm	Ti %	U ppm	V ppm	W ppm	Zn ppm
RS-D345-99 802-811	8.4	0.8	130	< 3	32	3	0.53	0.2	1	3	11	2.8	27	0.24	43	0.11	501	14	0.04	1	0.012	51	9	19.3	111	9	< .01	< 8	2	< 2	108
RS-D345-99 811-829	2	0.84	47	< 3	24	< 3	0.73	0.2	1	3	20	1.82	15	0.25	48	0.11	678	4	0.04	< 1	0.008	35	3	6.1	114	10	< .01	< 8	1	< 2	78
RS-D345-99 829-849	1.4	0.92	47	< 3	15	< 3	0.41	< .2	< 1	3	4	1.79	30	0.28	49	0.12	572	2	0.04	1	0.008	24	3	5.2	87	11	< .01	< 8	1	< 2	79
RS-D345-99 849-859	2.4	0.78	62	< 3	42	< 3	0.47	< .2	1	3	5	2.52	26	0.28	39	0.09	400	4	0.03	1	0.007	22	5	12.3	87	8	< .01	< 8	1	< 2	86
RS-D345-99 859-874	7.5	0.67	68	< 3	52	< 3	0.89	0.2	1	3	448	2.13	31	0.28	43	0.07	1013	9	0.03	1	0.007	31	7	14.9	82	10	< .01	< 8	1	< 2	102
RS-D345-99 874-893.5	1.4	0.74	19	< 3	16	< 3	0.38	< .2	< 1	4	5	1.43	12	0.31	53	0.07	482	3	0.04	< 1	0.009	27	< 3	2.4	71	12	< .01	< 8	< 1	< 2	71
RS-D345-99 893.5-913	1.2	0.82	4	< 3	16	< 3	1.3	< .2	1	3	3	1.5	< 5	0.34	59	0.07	1104	3	0.04	< 1	0.009	30	< 3	0.2	92	12	< .01	< 8	< 1	< 2	67
RS-D345-99 913-933	1.2	0.78	8	< 3	18	< 3	0.76	< .2	< 1	3	3	1.35	7	0.34	56	0.07	832	1	0.04	1	0.009	31	< 3	0.7	92	12	< .01	< 8	1	< 2	56
RS-D345-99 933-953	1	0.78	31	< 3	201	< 3	0.64	0.3	1	3	4	1.8	27	0.33	46	0.08	820	2	0.03	1	0.009	29	4	2.8	99	10	< .01	< 8	1	< 2	84
RS-D345-99 953-974	0.7	0.83	7	< 3	19	< 3	1	< .2	1	2	3	1.67	< 5	0.33	51	0.07	921	2	0.04	1	0.009	29	< 3	0.5	84	12	< .01	< 8	1	< 2	73
RS-D345-99 974-1000	0.7	0.82	8	< 3	457	< 3	1.24	< .2	1	5	10	1.81	8	0.34	49	0.06	539	3	0.04	1	0.008	17	< 3	0.7	121	12	< .01	< 8	1	< 2	68
STANDARD C3/DS2	5.5	1.82	59	18	147	19	0.54	22.5	11	164	68	3.14	213	0.16	18	0.55	819	24	0.04	35	0.087	32	15	2.1	29	21	0.09	22	79	14	159
STANDARD G-2	0.4	0.93	< 2	< 3	223	< 3	0.65	< .2	4	75	5	1.83	5	0.47	8	0.57	580	1	0.07	6	0.094	6	< 3	< .1	70	4	0.13	< 8	38	3	40

AMERICAN ASSAY LABORATORIES
1500 GLENDALE AVE.
SPARKS, NV 89431
PHONE: (775) 356-0606
FAX: (775) 356-1413

CLIENT: *NEWMONT GOLD COMPANY*
CLIENT REF: ROSEBUD EXPLORATION
AAL REF: SP053053
METHOD: AAL 01-2 + Se

ELEMENT SAMPLES	Ag ppm	Al %	As ppm	B ppm	Ba ppm	Bi ppm	Ca %	Cd ppm	Co ppm	Cr ppm	Cu ppm	Fe %	Hg ppb	K %	La ppm	Mg %	Mn ppm	Mo ppm	Na %	Ni ppm	P %	Pb ppm	Sb ppm	Se ppm	Sr ppm	Th ppm	Ti %	U ppm	V ppm	W ppm	Zn ppm
RS-D345-99 344-364	2.3	0.58	23	< 3	119	< 3	0.22	< .2	< 1	4	5	1.72	131	0.35	58	0.02	200	5	0.03	2	0.007	31	4	5.3	91	13	< .01	< 8	2	< 2	69
RS-D345-99 364-384	1.6	0.52	13	< 3	50	< 3	0.39	< .2	< 1	3	5	1.65	17	0.34	56	0.02	285	2	0.05	2	0.007	26	6	2.7	83	14	< .01	< 8	2	< 2	41
RS-D345-99 384-404	1.6	0.62	2	< 3	37	< 3	0.64	< .2	< 1	5	5	1.66	22	0.32	62	0.04	444	4	0.05	2	0.007	17	3	< .1	80	15	< .01	< 8	1	< 2	66
RS-D345-99 404-423	1.9	0.49	< 2	< 3	101	< 3	0.88	0.2	1	8	5	2	9	0.29	62	0.03	495	4	0.06	3	0.008	15	< 3	< .1	83	15	0.01	< 8	2	< 2	60
RS-D345-99 423-443	2.1	0.5	< 2	< 3	58	< 3	0.94	< .2	< 1	7	4	2.04	< 5	0.3	66	0.03	880	3	0.06	2	0.008	20	< 3	< .1	86	16	0.02	< 8	2	< 2	62
RS-D345-99 443-465	1.7	0.61	< 2	< 3	39	< 3	0.89	0.3	1	5	4	1.68	< 5	0.36	61	0.04	732	5	0.05	3	0.009	22	< 3	< .1	88	14	0.01	< 8	1	< 2	53
RS-D345-99 465-484	1.7	0.53	< 2	< 3	41	< 3	1.15	< .2	1	6	4	1.89	6	0.33	62	0.04	846	4	0.05	2	0.008	21	< 3	< .1	78	15	0.01	< 8	1	< 2	58
RS-D345-99 484-504	1.8	0.59	< 2	< 3	97	< 3	0.86	0.2	1	7	7	2.31	7	0.33	63	0.03	510	7	0.05	3	0.009	22	< 3	< .1	78	15	0.01	< 8	2	< 2	70
RS-D345-99 504-524	1.6	0.95	10	< 3	132	< 3	0.63	0.2	1	6	6	2.5	< 5	0.38	57	0.04	1275	10	0.06	3	0.009	25	< 3	1.1	67	13	< .01	< 8	1	< 2	78
RS-D345-99 524-538.8	1.3	0.76	4	< 3	35	< 3	0.86	< .2	1	6	4	2.39	< 5	0.28	53	0.05	950	5	0.05	3	0.01	21	< 3	0.6	65	12	< .01	< 8	2	< 2	76
RS-D345-99 538.8-559	2.4	0.52	22	< 3	121	< 3	0.44	< .2	1	5	21	1.73	10	0.26	43	0.03	555	2	0.02	2	0.007	19	5	5	61	10	< .01	< 8	1	< 2	66
RS-D345-99 559-573	2.2	0.45	21	< 3	161	< 3	0.13	< .2	1	5	68	1.41	19	0.26	47	0.02	130	4	0.02	2	0.008	15	8	5.2	40	10	< .01	< 8	1	< 2	61
RS-D345-99 573-589	1.8	0.63	14	< 3	256	< 3	1.7	< .2	1	2	73	1.45	14	0.28	46	0.07	670	6	0.02	2	0.007	12	4	2.2	354	11	< .01	23	1	< 2	48
RS-D345-99 589-600	2	0.84	18	< 3	129	< 3	7.67	< .2	1	3	39	1.46	12	0.29	50	0.16	1176	2	0.03	< 1	0.009	14	< 3	2.2	1178	12	< .01	17	< 1	< 2	48
STANDARD C3/H-1/DS2	5.8	1.88	59	22	144	21	0.56	23.3	12	166	66	3.35	226	0.16	18	0.58	787	25	0.04	35	0.086	33	19	0.8	28	21	0.08	25	76	16	158
STANDARD G-2	< .3	0.91	< 2	< 3	211	< 3	0.62	< .2	4	70	3	1.85	< 5	0.46	7	0.55	516	1	0.07	7	0.087	6	< 3	< .1	68	4	0.11	< 8	35	2	37

AMERICAN ASSAY LABS
7023561413
7023561413
05/01/1999 20:47

CLIENT: *NEWMONT GOLD COMPANY*
CLIENT REF: ROSEBUD EXPLORATION
AAL REF: SP053046
METHOD: AAL 01-2 + Se

AMERICAN ASSAY LABORATORIES
1500 GLENDALE AVE.
SPARKS, NV 89431
PHONE (775) 356-0606
FAX (775) 356-1413

ELEMENT SAMPLES	Ag ppm	Al %	As ppm	B ppm	Ba ppm	Bi ppm	Ca %	Cd ppm	Co ppm	Cr ppm	Cu ppm	Fe %	Hg ppb	K %	La ppm	Mg %	Mn ppm	Mo ppm	Na %	Ni ppm	P %	Pb ppm	Sb ppm	Se ppm	Sr ppm	Th ppm	Ti %	U ppm	V ppm	W ppm	Zn ppm
RS-D345-99 600-620	7.8	0.86	52	< 3	305	< 3	5.22	0.7	1	1	258	2.09	55	0.23	21	0.19	1288	7	0.03	1	0.015	27	3	8.2	392	5	< .01	< 8	1	< 2	125
RS-D345-99 620-638	5.8	0.83	50	< 3	337	< 3	10.98	0.5	1	2	263	1.96	30	0.22	13	0.18	1892	5	0.03	< 1	0.008	22	3	6.8	706	3	< .01	< 8	< 1	< 2	87
RS-D345-99 638-655	1.7	0.96	43	< 3	40	< 3	3.25	0.5	1	2	80	2.01	85	0.24	27	0.21	1290	5	0.03	1	0.014	20	< 3	6.8	212	8	< .01	47	2	< 2	130
RS-D345-99 655-668.5	1.7	0.91	43	< 3	92	< 3	2.91	0.4	1	4	124	2.11	105	0.23	27	0.17	1316	8	0.03	1	0.013	23	3	5.2	261	7	< .01	64	2	< 2	123
RS-D345-99 668.5-686.4	5.1	0.95	161	< 3	167	< 3	5.23	0.7	1	2	140	2.51	115	0.21	18	0.19	1934	12	0.03	< 1	0.015	31	7	17.9	517	6	< .01	73	2	< 2	199
RS-D345-99 686.4-702.7	1.7	0.82	53	< 3	278	< 3	11.9	0.5	1	1	78	2.04	75	0.18	12	0.16	2950	4	0.02	< 1	0.013	21	5	7.4	493	4	< .01	47	1	< 2	114
RS-D345-99 702.7-720.0	10.6	0.73	94	< 3	74	< 3	6.03	1.2	1	1	161	3.05	173	0.21	16	0.13	1600	7	0.03	1	0.017	33	10	18.2	301	4	< .01	36	3	2	222
RS-D345-99 720.0-728.6	24	0.51	153	< 3	15	< 3	0.27	1.2	2	3	437	4.57	163	0.22	44	0.03	137	15	0.04	1	0.022	46	68	37.6	52	11	< .01	63	1	< 2	281
RS-D345-99 728.6-739.4	6.1	0.37	21	< 3	10	< 3	0.1	0.2	1	4	35	1.33	135	0.13	35	0.02	129	12	0.01	2	0.009	12	7	5.2	25	9	< .01	47	2	< 2	67
RS-D345-99 739.4-750	6.5	0.35	28	< 3	46	< 3	0.14	0.6	1	3	195	1.1	215	0.15	48	0.02	120	8	0.02	1	0.016	25	50	7.1	35	12	< .01	91	1	< 2	142
RS-D345-99 750-767.5	13.5	0.39	84	< 3	27	< 3	0.14	0.3	1	1	90	2.56	93	0.15	35	0.02	129	7	0.02	1	0.018	31	22	15.6	46	11	< .01	30	< 1	< 2	240
RS-D345-99 767.5-785	1.3	0.9	38	< 3	155	< 3	1.19	0.3	1	3	7	2.46	22	0.24	25	0.08	1925	5	0.02	1	0.015	24	6	6.2	115	7	< .01	< 8	1	< 2	131
RS-D345-99 785-802	25.4	0.86	141	< 3	60	< 3	0.9	0.8	1	< 1	132	3.27	110	0.2	34	0.12	728	32	0.03	1	0.017	72	26	33.2	131	10	< .01	31	3	< 2	164
STANDARD C3/DS2	5.8	1.88	56	20	144	21	0.56	23.3	12	166	66	3.35	226	0.16	18	0.58	787	25	0.04	35	0.086	33	19	2.1	28	21	0.08	25	76	16	158
STANDARD G-2	< .3	0.91	< 2	< 3	211	< 3	0.62	< .2	4	70	3	1.85	< 5	0.46	7	0.55	516	1	0.07	7	0.087	6	< 3	< .1	68	4	0.11	< 8	35	2	37

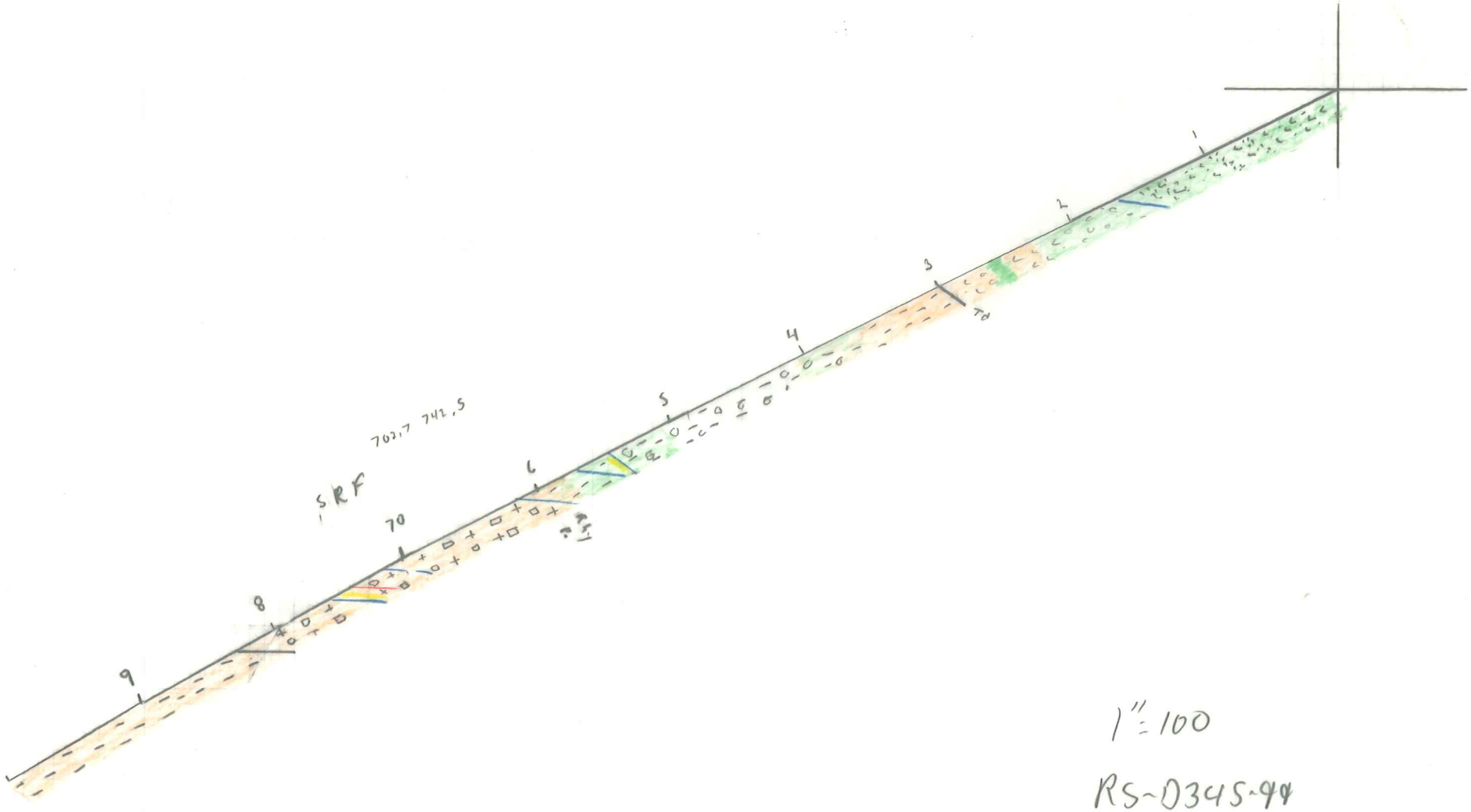

1" = 100

RS-0345-94

SP

SUBMITTAL FORM

American Assay Laboratories

Geochemical • Environmental • Metallurgical

Sparks Office
1500 Glendale Ave.
Nevada 89431
Box 11530
Reno, NV 89510
Telephone
(702) 356-0606
Fax
(702) 356-1413

Tucson Office
2775 E. Ganley
Tucson, AZ 85706
Telephone
(520) 294-8078
Fax
(520) 294-6352

Elko Office
2320 Last Chance Rd.
Nevada 89801
Box 2908
Elko, NV 89801
Telephone
(702) 738-9100
Fax
(702) 738-2594

Mazatlan Office
Telephone/Fax
011-52-69-170035

Other Offices
Lima, Peru
Santiago, Chile
Mendoza, Argentina

Company: Newmont Gold

Address:

City Winnemucca State NV Zip 89445

Telephone Number: ( ) Fax Number: ( )

Project Name: Rosebud Exploration Purchase Order Number:

Date Submitted: 4-13-99 Number of Samples: 48

RESULTS REPORTED IN: ppm [ ] ppb [ ] opt [ ]

SAMPLE IDENTIFICATION	TYPE	ELEMENTS REQUIRED
RS-D345-99	core	FA 30 Au, Ag D210
		AA 1/2 ICP + Se
		(Composited as shown on
		attachment)

COARSE REJECTS (Normally Discarded After 60 Days)

[ ] Return COD after analysis complete

PULPS (Normally Stored Free For One Month)

[ ] Discard after one month

[x] Return COD after one month

RESULTS AND INVOICES TO BE SENT TO:

Invoice to:

Charlotte Ballen
Winnemucca

Results to:

Randy Vance Winnemucca Newmont
KURT Allen Rosebud Mine
Winnemucca

Comments:

Newmont Rosebud standard
Prep.

CLIENT FILE COPY

RS-D345-99 LAB COPY

Depth From	To	Interval	Au	Ag	ICP	Composite Interval	Sample Number
802	804	2	x	x			1
804	806.3	2.3	x	x			2
806.3	811	4.7	x	x	x	9	3
811	814	3	x	x			4
814	819	5	x	x			5
819	822.6	3.6	x	x			6
822.6	829	6.4	x	x	x	18	7
829	834	5	x	x			8
834	839	5	x	x			9
839	844	5	x	x			10
844	849	5	x	x	x	20	11
849	854	5	x	x			12
854	856	2	x	x			13
856	859	3	x	x	x	10	14
859	862.7	3.7	x	x			15
862.7	864	1.3	x	x			16
864	866.2	2.2	x	x			17
866.2	870.9	4.7	x	x			18
870.9	872.5	1.6	x	x			19
872.5	874	1.5	x	x	x	15	20
874	879	5	x	x			21
879	884	5	x	x			22
884	888.5	4.5	x	x			23
888.5	893.5	5	x	x	x	19.5	24
893.5	898.5	5	x	x			25
898.5	903.5	5	x	x			26
903.5	908	4.5	x	x			27
908	913	5	x	x	x	19.5	28
913	918	5	x	x			29
918	923	5	x	x			30
923	928	5	x	x			31
928	933	5	x	x	x	20	32
933	938	5	x	x			33
938	942	4	x	x			34
942	943.8	1.8	x	x			35
943.8	946.7	2.9	x	x			36
946.7	949.5	2.8	x	x			37
949.5	953	3.5	x	x	x	20	38

953	958	5	x	x			39
958	961	3	x	x			40
961	964	3	x	x			41
964	969	5	x	x			42
969	974	5	x	x	x	21	43
974	979	5	x	x			44
979	984	5	x	x			45
984	989	5	x	x			46
989	994	5	x	x			47
994	1000	6	x	x	x	26	48



RS-D 345-99

1" = 100'

701 to 745 = SRF

Down Hole Survey Data
RS-D345-99

Footage	Measured Azimuth	Correction -15.66 NW*	Measured Dip	Calculated Dip
50	68	52.3	64.2	-25.8
100	70	54.3	63.8	-26.2
200	69.9	54.2	64	-26.0
400	68.5	52.8	63.75	-26.3
600	72	56.3	63	-27.0
800	69.5	53.8	61	-29.0
1000	71.5	55.8	60	-30.0

* All Azimuth are to the Northwest

DLM

Accepted ranges for gold by fire assay (94/4/20)

± % N SMP.

	Standard	Best Value	Standard Deviation	(--accepted range--) min	-	max
sorted by standard name	GO1	12.884	0.653	11.578	-	14.190
	GO2	0.445	0.033	0.380	-	0.510
	GO3	6.627	0.331	5.965	-	7.289
	MS1	0.103	0.016	0.071	-	0.135
	MS2	0.145	0.020	0.105	-	0.185
	MS3	1.007	0.092	0.823	-	1.191
	SAP	0.264	0.020	0.223	-	0.305
	SB	0.059	0.009	0.042	-	0.077
	SB2	0.052	0.008	0.036	-	0.068
	SG	0.129	0.013	0.103	-	0.155
	SMC	0.003	0.002	0.000	-	0.006
	SN1	0.389	0.040	0.309	-	0.469
	SOT	0.278	0.024	0.230	-	0.326
	SV	0.051	0.011	0.030	-	0.072
	SN2	0.039	0.010		-	
					-	
					-	
sorted by best value	GO1	12.884	0.653	11.578	-	14.190
	GO3	6.627	0.331	5.965	-	7.289
	MS3-12	1.007	0.092	0.823	-	1.191
	GO2	0.445	0.033	0.380	-	0.510
	SN1	0.389	0.040	0.309	-	0.469
	SOT	0.278	0.024	0.230	-	0.326
	SAP	0.264	0.020	0.223	-	0.305
	MS2	0.145	0.020	0.105	-	0.185
	SG	0.129	0.013	0.103	-	0.155
	MS1	0.103	0.016	0.071	-	0.135
	SB	0.059	0.009	0.042	-	0.077
	SB2	0.052	0.008	0.036	-	0.068
	SV	0.051	0.011	0.030	-	0.072
	SMC	0.003	0.002	0.000	-	0.006

SP

SUBMITTAL FORM

American Assay Laboratories

Geochemical • Environmental • Metallurgical

Sparks Office
1500 Glendale Ave.
Nevada 89431
Box 11530
Reno, NV 89510
Telephone
(702) 356-0606
Fax
(702) 356-1413

Tucson Office
2775 E. Ganley
Tucson, AZ 85706
Telephone
(520) 294-8078
Fax
(520) 294-6352

Elko Office
2320 Last Chance Rd.
Nevada 89801
Box 2908
Elko, NV 89801
Telephone
(702) 738-9100
Fax
(702) 738-2594

Mazatlan Office
Telephone/Fax
011-52-69-170035

Other Offices
Lima, Peru
Santiago, Chile
Mendoza, Argentina

Company: Newmont Gold

Address:

City Winnemucca State NV Zip 89445

Telephone Number: ( ) Fax Number: ( )

Project Name: Rosebud Exploration Purchase Order Number:

Date Submitted: 4-8-99 Number of Samples: 72 + 1 Pulp

RESULTS REPORTED IN: ppm [ ] ppb [ ] opt [ ]

SAMPLE IDENTIFICATION	TYPE	ELEMENTS REQUIRED
RS-D 345-99	core	FA 30 Au, Ag D210
		AA 1/2 ICP + Se
		(composited as shown on
		attachment)
Standard 205 B	Pulp	Au Ag Only
(No ICP)		
PEEL HERE RS-D 345-99 MS-1 (RMG1) 205 B		

COARSE REJECTS (Normally Discarded After 60 Days)

[ ] Return COD after analysis complete

PULPS (Normally Stored Free For One Month)

[ ] Discard after one month

[X] Return COD after one month

RESULTS AND INVOICES TO BE SENT TO:

Invoice to:

Charlotte Ballou
Winnemucca office

Results to:

Randy Vance Newmont Winnemucca
Fax to KURT ALLEN
Rosebud Min-Winnemucca

Comments:

Newmont Rosebud standard Prep

CLIENT FILE COPY

RS-D345-99

Depth From	To	Interval	Au	Ag	ICP	Composite Interval	Sample Number	Checks
0	5	5	x	x			1	
5	9	4	x	x			2	
9	14	5	x	x			3	
14	19	5	x	x	x	19	4	
19	24	5	x	x			5	
24	29	5	x	x			6	
29	34.2	5.2	x	x			7	
34.2	39	4.8	x	x	x	20	8	
39	44	5	x	x			9	
44	49	5	x	x			10	
49	54	5	x	x			11	
54	59	5	x	x	x	20	12	
59	64	5	x	x			13	
64	69	5	x	x			14	
69	74	5	x	x			15	
74	79	5	x	x	x	20	16	
79	84	5	x	x			17	
84	89	5	x	x			18	
89	94	5	x	x			19	
94	99	5	x	x	x	20	20	
99	102.5	3.5	x	x			21	
102.5	107.5	5	x	x			22	
107.5	110.5	3	x	x			23	
110.5	115	4.5	x	x			24	
115	120	5	x	x	x	21	25	
120	125	5	x	x			26	
125	129	4	x	x			27	
129	133.5	4.5	x	x			28	
133.5	138.5	5	x	x			29	
138.5	143.5	5	x	x	x	23.5	30	
143.5	148.5	5	x	x			31	
148.5	150	1.5	x	x			32	
150	155	5	x	x			33	
155	160	5	x	x			34	
160	165	5	x	x	x	21.5	35	

165	170	5	x	x			36	
170	175	5	x	x			37	
175	180	5	x	x			38	
180	185	5	x	x	x	20	39	
185	190	5	x	x			40	
190	195	5	x	x			41	
195	200	5	x	x			42	
200	205	5	x	x	x	20	43	205B
205	210	5	x	x			44	
210	215	5	x	x			45	
215	220	5	x	x			46	
220	225	5	x	x			47	
225	230	5	x	x	x	25	48	
230	235	5	x	x			49	
235	240	5	x	x			50	
240	245	5	x	x			51	
245	250	5	x	x	x	20	52	
250	255	5	x	x			53	
255	259	4	x	x			54	
259	264	5	x	x			55	
264	269	5	x	x	x	19	56	
269	274	5	x	x			57	
274	279	5	x	x			58	
279	282.5	3.5	x	x			59	
282.5	287	4.5	x	x	x	18	60	
287	292.5	5.5	x	x			61	
292.5	296.4	3.9	x	x			62	
296.4	299	2.6	x	x			63	
299	304	5	x	x	x	17	64	
304	309	5	x	x			65	
309	314	5	x	x			66	
314	319	5	x	x			67	
319	324	5	x	x	x	20	68	
324	329	5	x	x			69	
329	334	5	x	x			70	
334	339	5	x	x			71	
339	344	5	x	x	x	20	72	

SP

SUBMITTAL FORM

American Assay Laboratories

Geochemical • Environmental • Metallurgical

Sparks Office
1500 Glendale Ave.
Nevada 89431
Box 11530
Reno, NV 89510
Telephone
(702) 356-0606
Fax
(702) 356-1413

Tucson Office
2775 E. Ganley
Tucson, AZ 85706
Telephone
(520) 294-8078
Fax
(520) 294-6352

Elko Office
2320 Last Chance Rd.
Nevada 89801
Box 2908
Elko, NV 89801
Telephone
(702) 738-9100
Fax
(702) 738-2594

Mazatlan Office
Telephone/Fax
011-52-69-170035

Other Offices
Lima, Peru
Santiago, Chile
Mendoza, Argentina

Company: Newmont Gold Co

Address:

City Winnemucca State NV Zip 89445

Telephone Number: ( ) Fax Number: ( )

Project Name: Rosebud Exploration Purchase Order Number:

Date Submitted: 4-9-99 Number of Samples: 57

RESULTS REPORTED IN: ppm [ ] ppb [ ] opt [ ]

SAMPLE IDENTIFICATION	TYPE	ELEMENTS REQUIRED
RS-D345-99	core	FA 30 Au Ag D210
		AAL 1/2 ICP + Se
		(composited as shown on
		attachment)

COARSE REJECTS (Normally Discarded After 60 Days)

[ ] Return COD after analysis complete

PULPS (Normally Stored Free For One Month)

[ ] Discard after one month

[X] Return COD after one month

RESULTS AND INVOICES TO BE SENT TO:

Invoice to:

Charlotte Bellon
Winnemucca

Results to:

~~Randy Vance Newmont Gold Winnemucca~~
KURT ALLEN Rosebud Gold
Mine Winnemucca

Comments:

Newmont Rosebud standard prep

CLIENT FILE COPY

LAB COPY

RS-D345-99

Depth From	To	Interval	Au	Ag	ICP	Composite Interval	Sample Number
344	349	5	x	x			1
349	353.9	4.9	x	x			2
353.9	359	5.1	x	x			3
359	364	5	x	x	x	20	4
364	369	5	x	x			5
369	374.1	5.1	x	x			6
374.1	379	4.9	x	x			7
379	384	5	x	x	x	20	8
384	389	5	x	x			9
389	394	5	x	x			10
394	400	6	x	x			11
400	404	4	x	x	x	20	12
404	408	4	x	x			13
408	412.9	4.9	x	x			14
412.9	418	5.1	x	x			15
418	423	5	x	x	x	19	16
423	428	5	x	x			17
428	433	5	x	x			18
433	438	5	x	x			19
438	443	5	x	x	x	20	20
443	449	6	x	x			21
449	455	6	x	x			22
455	460	5	x	x			23
460	465	5	x	x	x	22	24
465	470	5	x	x			25
470	475	5	x	x			26
475	480	5	x	x			27
480	484	4	x	x	x	19	28
484	489	5	x	x			29
489	492.1	3.1	x	x			30
492.1	496	3.9	x	x			31
496	500.5	4.5	x	x			32
500.5	504	3.5	x	x	x	20	33
504	509	5	x	x			34
509	514	5	x	x			35
514	519	5	x	x			36
519	524	5	x	x	x	20	37

524	529	5	x	x			38
529	534	5	x	x			39
534	535.8	1.8	x	x			40
535.8	538.8	3	x	x	x	14.8	41
538.8	543	4.2	x	x			42
543	546.2	3.2	x	x			43
546.2	550.7	4.5	x	x			44
550.7	555.5	4.8	x	x			45
555.5	559	3.5	x	x	x	20.2	46
559	562.4	3.4	x	x			47
562.4	566.7	4.3	x	x			48
566.7	569.4	2.7	x	x			49
569.4	573	3.6	x	x	x	14	50
573	575.5	2.5	x	x			51
575.5	579	3.5	x	x			52
579	584	5	x	x			53
584	589	5	x	x	x	16	54
589	593	4	x	x			55
593	597	4	x	x			56
597	600	3	x	x	x	11	57

SP

SUBMITTAL FORM

American Assay Laboratories

Geochemical • Environmental • Metallurgical

Sparks Office
1500 Glendale Ave.
Nevada 89431
Box 11530
Reno, NV 89510
Telephone
(702) 356-0606
Fax
(702) 356-1413

Tucson Office
2775 E. Ganley
Tucson, AZ 85706
Telephone
(520) 294-8078
Fax
(520) 294-6352

Elko Office
2320 Last Chance Rd.
Nevada 89801
Box 2908
Elko, NV 89801
Telephone
(702) 738-9100
Fax
(702) 738-2594

Mazatlan Office
Telephone/Fax
011-52-69-170035

Other Offices
Lima, Peru
Santiago, Chile
Mendoza, Argentina

Company: Newmont Gold

Address:

City Winnemucca State NV Zip 89445

Telephone Number: ( ) Fax Number: ( )

Project Name: Rosebud Exploration Purchase Order Number:

Date Submitted: 4/10/99 Number of Samples: 55 +1 Pulp

RESULTS REPORTED IN: ppm [ ] ppb [ ] opt [ ]

SAMPLE IDENTIFICATION	TYPE	ELEMENTS REQUIRED
RS-D 345-99	Core	FA 30 Au Ag D210
		AA 1/2 ICP + Se
		(Composite as shown on attachment)
STANDARD: 728.6B	Pulp	AU Ag Only
NO ICP		
PEEL HERE RS-D345-99 MS-2 (RMG1) 728.6B		

COARSE REJECTS (Normally Discarded After 60 Days)

[ ] Return COD after analysis complete

PULPS (Normally Stored Free For One Month)

[ ] Discard after one month

[X] Return COD after one month

RESULTS AND INVOICES TO BE SENT TO:

Invoice to:

Charlotte Ballew
Winnemucca Office

Results to:

Randy Vance Newmont Winnemucca
Kurt Allen Rosebud Min
Winnemucca

Comments:

Newmont Rosebud standard Prep

CLIENT FILE COPY

LAB COPY

RS-D345-99

Depth From	To	Interval	Au	Ag	ICP	Composite Interval	Sample Number	Checks
600	601.2	1.2	x	x			1	
601.2	605	3.8	x	x			2	
605	610	5	x	x			3	
610	615	5	x	x			4	
615	617.5	2.5	x	x			5	
617.5	620	2.5	x	x	x	20	6	
620	625	5	x	x			7	
625	630	5	x	x			8	
630	634	4	x	x			9	
634	638	4	x	x	x	18	10	
638	643.2	5.2	x	x			11	
643.2	648	4.8	x	x			12	
648	651.7	3.7	x	x			13	
651.7	655	3.3	x	x	x	17	14	
655	660	5	x	x			15	
660	665	5	x	x			16	
665	668.5	3.5	x	x	x	13.5	17	
668.5	671	2.5	x	x			18	
671	676	5	x	x			19	
676	681	5	x	x			20	
681	686.4	5.4	x	x	x	17.9	21	
686.4	691	4.6	x	x			22	
691	695.5	4.5	x	x			23	
695.5	701	5.5	x	x			24	
701	702.7	1.7	x	x	x	16.3	25	
702.7	704.8	2.1	x	x			26	
704.8	707.9	3.1	x	x			27	
707.9	711	3.1	x	x			28	
711	715.5	4.5	x	x			29	
715.5	720	4.5	x	x	x	17.3	30	
720	723	3	x	x			31	
723	728.6	5.6	x	x	x	8.6	32	728.6B
728.6	730	1.4	x	x			33	
730	735	5	x	x			34	
735	738	3	x	x			35	
738	739.4	1.4	x	x	x	10.8	36	
739.4	742.5	3.1	x	x			37	
742.5	745	2.5	x	x			38	
745	747	2	x	x			39	
747	750	3	x	x	x	10.6	40	

750	752	2	x	x			41
752	754.5	2.5	x	x			42
754.5	757	2.5	x	x			43
757	760	3	x	x			44
760	763	3	x	x			45
763	767.5	4.5	x	x	x	17.5	46
767.5	771.4	3.9	x	x			47
771.4	774.5	3.1	x	x			48
774.5	779.5	5	x	x			49
779.5	782	2.5	x	x			50
782	785	3	x	x	x	17.5	51
785	790	5	x	x			52
790	795	5	x	x			53
795	798.9	3.9	x	x			54
798.9	802	3.1	x	x	x	17	55

RS-D345-99

Depth From	To	Interval	Au	Ag	ICP	Composite Interval	Sample Number	Checks
0	5	5	x	x			1	
5	9	4	x	x			2	
9	14	5	x	x			3	
14	19	5	x	x	x	19	4	
19	24	5	x	x			5	
24	29	5	x	x			6	
29	34.2	5.2	x	x			7	
34.2	39	4.8	x	x	x	20	8	
39	44	5	x	x			9	
44	49	5	x	x			10	
49	54	5	x	x			11	
54	59	5	x	x	x	20	12	
59	64	5	x	x			13	
64	69	5	x	x			14	
69	74	5	x	x			15	
74	79	5	x	x	x	20	16	
79	84	5	x	x			17	
84	89	5	x	x			18	
89	94	5	x	x			19	
94	99	5	x	x	x	20	20	
99	102.5	3.5	x	x			21	
102.5	107.5	5	x	x			22	
107.5	110.5	3	x	x			23	
110.5	115	4.5	x	x			24	
115	120	5	x	x	x	21	25	
120	125	5	x	x			26	
125	129	4	x	x			27	
129	133.5	4.5	x	x			28	
133.5	138.5	5	x	x			29	
138.5	143.5	5	x	x	x	23.5	30	
143.5	148.5	5	x	x			31	
148.5	150	1.5	x	x			32	
150	155	5	x	x			33	
155	160	5	x	x			34	
160	165	5	x	x	x	21.5	35	

165	170	5	x	x			36	
170	175	5	x	x			37	
175	180	5	x	x			38	
180	185	5	x	x	x	20	39	
185	190	5	x	x			40	
190	195	5	x	x			41	
195	200	5	x	x			42	
200	205	5	x	x	x	20	43	205B
205	210	5	x	x			44	
210	215	5	x	x			45	
215	220	5	x	x			46	
220	225	5	x	x			47	
225	230	5	x	x	x	25	48	
230	235	5	x	x			49	
235	240	5	x	x			50	
240	245	5	x	x			51	
245	250	5	x	x	x	20	52	
250	255	5	x	x			53	
255	259	4	x	x			54	
259	264	5	x	x			55	
264	269	5	x	x	x	19	56	
269	274	5	x	x			57	
274	279	5	x	x			58	
279	282.5	3.5	x	x			59	
282.5	287	4.5	x	x	x	18	60	
287	292.5	5.5	x	x			61	
292.5	296.4	3.9	x	x			62	
296.4	299	2.6	x	x			63	
299	304	5	x	x	x	17	64	
304	309	5	x	x			65	
309	314	5	x	x			66	
314	319	5	x	x			67	
319	324	5	x	x	x	20	68	
324	329	5	x	x			69	
329	334	5	x	x			70	
334	339	5	x	x			71	
339	344	5	x	x	x	20	72	
344	349	5	x	x			73	
349	353.9	4.9	x	x			74	
353.9	359	5.1	x	x			75	
359	364	5	x	x	x	20	76	

364	369	5	x	x			77
369	374.1	5.1	x	x			78
374.1	379	4.9	x	x			79
379	384	5	x	x	x	20	80
384	389	5	x	x			81
389	394	5	x	x			82
394	400	6	x	x			83
400	404	4	x	x	x	20	84
404	408	4	x	x			85
408	412.9	4.9	x	x			86
412.9	418	5.1	x	x			87
418	423	5	x	x	x	19	88
423	428	5	x	x			89
428	433	5	x	x			90
433	438	5	x	x			91
438	443	5	x	x	x	20	92
443	449	6	x	x			93
449	455	6	x	x			94
455	460	5	x	x			95
460	465	5	x	x	x	22	96
465	470	5	x	x			97
470	475	5	x	x			98
475	480	5	x	x			99
480	484	4	x	x	x	19	100
484	489	5	x	x			101
489	492.1	3.1	x	x			102
492.1	496	3.9	x	x			103
496	500.5	4.5	x	x			104
500.5	504	3.5	x	x	x	20	105
504	509	5	x	x			106
509	514	5	x	x			107
514	519	5	x	x			108
519	524	5	x	x	x	20	109
524	529	5	x	x			110
529	534	5	x	x			111
534	535.8	1.8	x	x			112
535.8	538.8	3	x	x	x	14.8	113
538.8	543	4.2	x	x			114
543	546.2	3.2	x	x			115
546.2	550.7	4.5	x	x			116
550.7	555.5	4.8	x	x			117
555.5	559	3.5	x	x	x	20.2	118

559	562.4	3.4	x	x			119	
562.4	566.7	4.3	x	x			120	
566.7	569.4	2.7	x	x			121	
569.4	573	3.6	x	x	x	14	122	
573	575.5	2.5	x	x			123	
575.5	579	3.5	x	x			124	
579	584	5	x	x			125	
584	589	5	x	x	x	16	126	
589	593	4	x	x			127	
593	597	4	x	x			128	
597	600	3	x	x	x	11	129	
600	601.2	1.2	x	x			130	
601.2	605	3.8	x	x			131	
605	610	5	x	x			132	
610	615	5	x	x			133	
615	617.5	2.5	x	x			134	
617.5	620	2.5	x	x	x	20	135	
620	625	5	x	x			136	
625	630	5	x	x			137	
630	634	4	x	x			138	
634	638	4	x	x	x	18	139	
638	643.2	5.2	x	x			140	
643.2	648	4.8	x	x			141	
648	651.7	3.7	x	x			142	
651.7	655	3.3	x	x	x	17	143	
655	660	5	x	x			144	
660	665	5	x	x			145	
665	668.5	3.5	x	x	x	13.5	146	
668.5	671	2.5	x	x			147	
671	676	5	x	x			148	
676	681	5	x	x			149	
681	686.4	5.4	x	x	x	17.9	150	
686.4	691	4.6	x	x			151	
691	695.5	4.5	x	x			152	
695.5	701	5.5	x	x			153	
701	702.7	1.7	x	x	x	16.3	154	
702.7	704.8	2.1	x	x			155	
704.8	707.9	3.1	x	x			156	
707.9	711	3.1	x	x			157	
711	715.5	4.5	x	x			158	
715.5	720	4.5	x	x	x	17.3	159	
720	723	3	x	x			160	
723	728.6	5.6	x	x	x	8.6	161	728.6B

728.6	730	1.4	x	x			162
730	735	5	x	x			163
735	738	3	x	x			164
738	739.4	1.4	x	x	x	10.8	165
739.4	742.5	3.1	x	x			166
742.5	745	2.5	x	x			167
745	747	2	x	x			168
747	750	3	x	x	x	10.6	169
750	752	2	x	x			170
752	754.5	2.5	x	x			171
754.5	757	2.5	x	x			172
757	760	3	x	x			173
760	763	3	x	x			174
763	767.5	4.5	x	x	x	17.5	175
767.5	771.4	3.9	x	x			176
771.4	774.5	3.1	x	x			177
774.5	779.5	5	x	x			178
779.5	782	2.5	x	x			179
782	785	3	x	x	x	17.5	180
785	790	5	x	x			181
790	795	5	x	x			182
795	798.9	3.9	x	x			183
798.9	802	3.1	x	x	x	17	184
802	804	2	x	x			185
804	806.3	2.3	x	x			186
806.3	811	4.7	x	x	x	9	187
811	814	3	x	x			188
814	819	5	x	x			189
819	822.6	3.6	x	x			190
822.6	829	6.4	x	x	x	18	191
829	834	5	x	x			192
834	839	5	x	x			193
839	844	5	x	x			194
844	849	5	x	x	x	20	195
849	854	5	x	x			196
854	856	2	x	x			197
856	859	3	x	x	x	10	198
859	862.7	3.7	x	x			199
862.7	864	1.3	x	x			200
864	866.2	2.2	x	x			201
866.2	870.9	4.7	x	x			202
870.9	872.5	1.6	x	x			203
872.5	874	1.5	x	x	x	15	204

874	879	5	x	x			205
879	884	5	x	x			206
884	888.5	4.5	x	x			207
888.5	893.5	5	x	x	x	19.5	208
893.5	898.5	5	x	x			209
898.5	903.5	5	x	x			210
903.5	908	4.5	x	x			211
908	913	5	x	x	x	19.5	212
913	918	5	x	x			213
918	923	5	x	x			214
923	928	5	x	x			215
928	933	5	x	x	x	20	216
933	938	5	x	x			217
938	942	4	x	x			218
942	943.8	1.8	x	x			219
943.8	946.7	2.9	x	x			220
946.7	949.5	2.8	x	x			221
949.5	953	3.5	x	x	x	20	222
953	958	5	x	x			223
958	961	3	x	x			224
961	964	3	x	x			225
964	969	5	x	x			226
969	974	5	x	x	x	21	227
974	979	5	x	x			228
979	984	5	x	x			229
984	989	5	x	x			230
989	994	5	x	x			231
994	1000	6	x	x	x	26	232

Down Hole Survey Data
RS-D345-99

Footage	Measured Bearing	Corrected Azimuth	Measured Inclination	Calculated Dip
		-15.66		
50	68	307.7	64.2	-25.8
100	70	305.7	63.8	-26.2
200	69.9	305.8	64	-26.0
400	68.5	307.2	63.75	-26.3
600	72	303.7	63	-27.0
800	69.5	306.2	61	-29.0
1000	71.5	304.2	60	-30.0

RS-D354-99 BOX02
DEPTH 12_4- 22_8


RS-D354-99 BOX01
DEPTH 0_0- 12_4

RS-D354-99 BOX03
DEPTH 22_8- 31_0

RS-D354-99 BOX05
DEPTH 40_0- 49_0


RS-D354-99 BOX04
DEPTH 31_0- 40_0

RS-D354-99 BOX06
DEPTH 49_0- 59_0

RS-D354-99 BOX08
DEPTH 66_5- 75_1

RS-D354-99 BOX07
DEPTH 59_0- 66_5


RS-D354-99 BOX09
DEPTH 75_1- 84_2

RS-D354-99 BOX11
DEPTH 92_1- 101_4
97
96
98

RS-D354-99 BOX10
DEPTH 84_2- 92_1
89
97
85.6

RS-D354-99 BOX12
DEPTH 101_4- 111_0
103
107

RS-D354-99 BOX 14
DEPTH 120_0 - 129_0

RS-D354-99 BOX 13
DEPTH 111_0 - 120_0


RS-D354-99 BOX 15
DEPTH 129_0 - 137_0

RS-D354-99 BOX 17
DEPTH 146_5- 155_0

RS-D354-99 BOX 16
DEPTH 137_0- 146_5

RS-D354-99 BOX 18
DEPTH 155_0- 162_0

RS-D354-99
BOX 20
DEPTH
171_5- 180_0

RS-D354-99
BOX 19
DEPTH
162_0- 171_5


RS-D354-99
BOX 21
DEPTH
180_5- 188_0

RS-D354-99 BOX 23
DEPTH 197_0- 205_5

RS-D354-99 BOX 22
DEPTH 188_0- 197_0


RS-D354-99 BOX 24
DEPTH 205_5- 214_5

RS-D354-99 BOX 26
DEPTH 223_5- 232_0

RS-D354-99 BOX 25
DEPTH 214_5- 223_5


RS-D354-99 BOX 27
DEPTH 232_0- 241_5

RS-D354-99 BOX 29
DEPTH 249_5- 257_0

RS-D354-99 BOX 28
DEPTH 241_5- 249_5


RS-D354-99 BOX 30
DEPTH 257_0- 266_5

RS-D354-99 BOX 32
DEPTH 274_5- 283_8

RS-D354-99 BOX 31
DEPTH 266_5- 274_5


RS-D354-99 BOX 33
DEPTH 283_8- 292_1


RS-D354-99 BOX 35
DEPTH 301_5- 311_0

RS-D354-99 BOX 34
DEPTH 292_1- 301_5


RS-D354-99 BOX 36
DEPTH 311_0- 320_0

RS-D354-99 BOX 38
DEPTH 329_0- 337_2

RS-D354-99 BOX 37
DEPTH 320_0- 329_0


RS-D354-99 BOX 39
DEPTH 337_2- 346_5

RS-D354-99 BOX 41
DEPTH 356_0- 364_2

RS-D354-99 BOX 40
DEPTH 346_5- 356_0


RS-D354-99 BOX 42
DEPTH 364_2- 373_0

384.7
382
RS-D354-99
BOX 44
DEPTH
382_0- 391_2


374.5
379.7
377
RS-D354-99
BOX 43
DEPTH
373_0- 382_0


RS-D354-99
BOX 45
DEPTH
391_2- 400_5

RS-D354-99 BOX 47
DEPTH 408_0 - 416_5

RS-D354-99 BOX 46
DEPTH 400_5 - 408_0


RS-D354-99 BOX 48
DEPTH 416_5 - 425_0

RS-D354-99 BOX 50
DEPTH 434_0 - 442_0

RS-D354-99 BOX 49
DEPTH 425_0 - 434_0


RS-D354-99 BOX 51
DEPTH 442_0 - 451_0


RS-D354-99
BOX 53
DEPTH
459_5- 468_0

RS-D354-99
BOX 52
DEPTH
451_0- 459_5


RS-D354-99
BOX 54
DEPTH
468_0- 477_0

RS-D354-99 BOX 59
DEPTH 511_8-521_1

RS-D354-99 BOX 58
DEPTH 502_3-511_8

RS-D354-99 BOX 60
DEPTH 521_1-529_5

RS-D354-99
BOX 62
DEPTH
538_5-547_1

RS-D354-99
BOX 61
DEPTH
529_5-538_5


RS-D354-99
BOX 63
DEPTH
547_1-556_5

RS-D354-99
BOX 65
DEPTH
564_5-574_0

RS-D354-99
BOX 64
DEPTH
556_5-564_5

RS-D354-99
BOX 66
DEPTH
574_0-582_0

RS-D354-99
BOX 68
DEPTH
591_5-600_0

RS-D354-99
BOX 67
DEPTH
582_0-591_5

RS-D354-99
BOX 69
DEPTH
600_0-608_5


RS-D354-99
BOX 71
DEPTH
617_0-626_5


RS-D354-99
BOX 70
DEPTH
608_5-617_0

RS-D354-99
BOX 72
DEPTH
626_5-635_5


RS-D354-99 BOX 74
DEPTH 643_5-652_0


RS-D354-99 BOX 73
DEPTH 635_5-643_5


RS-D354-99 BOX 75
DEPTH 652_0-661_5


RS-D354-99
BOX 77
DEPTH
670_0-678_5

RS-D354-99
BOX 76
DEPTH
661_5-670_0


RS-D354-99
BOX 78
DEPTH
678_5-687_0


RS-D354-99
BOX 80
DEPTH
696_5-705_0

RS-D354-99
BOX 79
DEPTH
687_0-696_5

RS-D354-99
BOX 81
DEPTH
705_0-714_0

RS-D354-99 BOX 83
DEPTH 723_0-732_0

RS-D354-99 BOX 82
DEPTH 714_0-723_0

RS-D354-99 BOX 84
DEPTH 732_0-740_5

RS-D354-99 BOX 86
DEPTH 749_5-756_0

RS-D354-99 BOX 85
DEPTH 740_5-749_5

RS-D354-99 BOX 87
DEPTH 756_0-764_0

RS-D354-99 BOX 89
DEPTH 772_5-781_8


RS-D354-99 BOX 88
DEPTH 764_0-772_5


RS-D354-99 BOX 90
DEPTH 781_8-791_3


RS-D354-99 BOX 92
DEPTH 800_8-809_5


RS-D354-99 BOX 91
DEPTH 791_3-800_8


RS-D354-99 BOX 93
DEPTH 809_5-820_0

RS-D354-99
BOX 95
DEPTH
827_5-836_0

RS-D354-99
BOX 94
DEPTH
820_0-827_5


RS-D354-99
BOX 96
DEPTH
836_0-845_0

RS-D354-99 BOX 98
DEPTH 854_0-863_1

RS-D354-99 BOX 97
DEPTH 845_0-854_0


RS-D354-99 BOX 99
DEPTH 863_1-872_5


RS-D354-99
BOX 101
DEPTH
881_0-890_5

RS-D354-99
BOX 100
DEPTH
872_5-881_0


RS-D354-99
BOX 102
DEPTH
890_5-900_0


RS-D354-99 BOX 104
DEPTH 908_0-916_5


RS-D354-99 BOX 103
DEPTH 900_0-908_0


RS-D354-99 BOX 105
DEPTH 916_5-924_5

RS-D354-99 BOX 107
DEPTH 933_0-942_0

RS-D354-99 BOX 106
DEPTH 924_5-933_0


RS-D354-99 BOX 108
DEPTH 942_0-951_5

RS-D354-99 BOX 111
DEPTH 961_0- 970_5

RS-D354-99 BOX 110
DEPTH 951_5- 961_0

RS-D354-99 BOX 112
DEPTH 970_5- 979_0

RS-D354-99 BOX 114
DEPTH 988_0- 996_5

RS-D354-99 BOX 113
DEPTH 979_0- 988_0

RS-D354-99 BOX 115
DEPTH 996_5-1005_0

RS-D354-99 BOX 117
DEPTH 1014_5-1023_0

RS-D354-99 BOX 116
DEPTH 1005_0-1014_5


RS-D354-99 BOX 118
DEPTH 1023_0-1032_0

RS-D354-99 BOX 120
DEPTH 1041_0-1050_0

RS-D354-99 BOX 119
DEPTH 1032_0-1041_0


RS-D354-99 BOX 121
DEPTH 1050_0-1059_2


1074
1068.5
1070.2
RS-D354-99
BOX 123
DEPTH
1068_5-1077_1

1062.6
1059.9
RS-D354-99
BOX 122
DEPTH
1059_2-1068_5

1077.1
1078.6
RS-D354-99
BOX 124
DEPTH
1077_1-1086_8

RS-D354-99
BOX 126
DEPTH
1096_0-1105_0

RS-D354-99
BOX 125
DEPTH
1086_8-1096_0


RS-D354-99
BOX 127
DEPTH
1105_0-1114_5

RS-D354-99
BOX 129
DEPTH
1123_5-1132_0

RS-D354-99
BOX 128
DEPTH
1114_5-1123_5

RS-D354-99
BOX 130
DEPTH
1132_0-1141_5

RS-D354-99 BOX 132
DEPTH 1149_5-1158_5

RS-D354-99 BOX 131
DEPTH 1141_5-1149_5

RS-D354-99 BOX 133
DEPTH 1158_5-1167_0

RS-D354-99
BOX 135
DEPTH
1178_5-1185_0

RS-D354-99
BOX 134
DEPTH
1167_0-1178_5


RS-D354-99
BOX 136
DEPTH
1185_0-1194_2


RS-D354-99
BOX 138
DEPTH
1203_2-1211_8

RS-D354-99
BOX 137
DEPTH
1194_2-1203_2

RS-D354-99
BOX 139
DEPTH
1211_8-1221_0

RS-354-99 BOX 141
DEPTH 1230_0-1239_0
1231.6


RS-354-99 BOX 140
DEPTH 1221_0-1230_0
1229.5

RS-354-99 BOX 142
DEPTH 1239_0-1247_5
1247.5

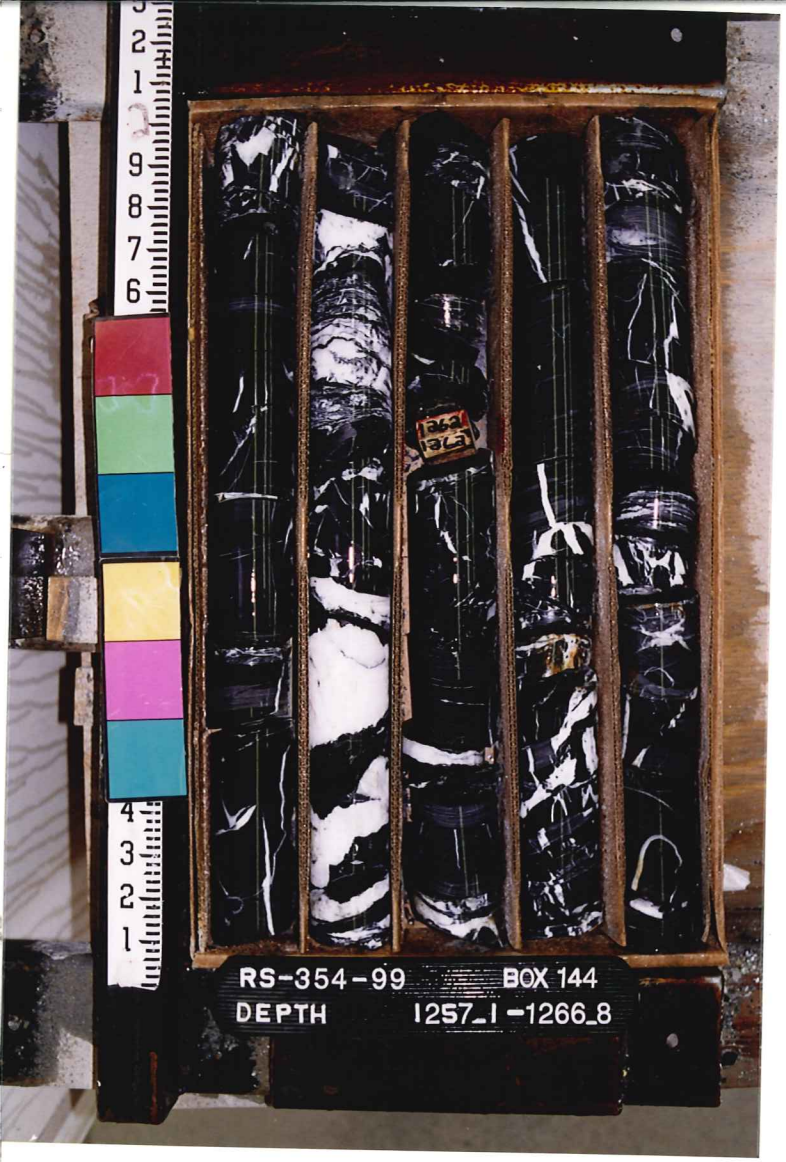
RS-354-99 BOX 144
DEPTH 1257_1 -1266_8

RS-354-99 BOX 143
DEPTH 1247_5-1257_1

RS-354-99 BOX 145
DEPTH 1266_8-1275_8

RS-354-99
BOX 147
DEPTH
1285_0-1293_0

RS-354-99
BOX 146
DEPTH
1275_8-1285_0

RS-354-99
BOX 148
DEPTH
1293_0-1303_0

RS-354-99 BOX 150
DEPTH 1311_5-1321_0

RS-354-99 BOX 149
DEPTH 1303_0-1311_5

RS-354-99 BOX 151
DEPTH 1321_0-1329_5

1338.5
RS-354-99 BOX 153
DEPTH 1338_0 -1347_0


RS-354-99 BOX 152
DEPTH 1329_5 -1338_0

RS-354-99 BOX 154
DEPTH 1347_0 -1356_0


RS-354-99 BOX 156
DEPTH 1366_0 -1372_0
1367
1370
1372

RS-354-99 BOX 155
DEPTH 1356_0 -1366_0
1361
1362


RS-354-99 BOX 157
DEPTH 1372_0 -1383_0
1374


RS-354-99 BOX159
DEPTH 1391_5-1401_0

RS-354-99 BOX158
DEPTH 1383_0 -1391_5


RS-354-99 BOX160
DEPTH 1401_0-1409_0

RS-354-99 BOX 162
DEPTH 1417_0-1426_5

RS-354-99 BOX 161
DEPTH 1409_0-1417_0

RS-354-99 BOX 163
DEPTH 1426_5-1436_0

RS-354-99 BOX 165
DEPTH 1444_1-1453_3

RS-354-99 BOX 164
DEPTH 1436_0-1444_1

RS-354-99 BOX 166
DEPTH 1453_3-1462_1

RS-354-99 BOX 168
DEPTH 1471_8-1477_0

RS-354-99 BOX 167
DEPTH 1462_1-1471_8

N 5gw

WELL RSD345gw

DEPTH

PICTURE NO. 46'

INCLINATION

OBS. DIR.

COR. DIR.

TOOL FACE

RUN BY

DATE 3-24-99

CHECKED BY

sperry-sun

DRILLING SERVICES

WELL R.S-D-345-97

DEPTH 4254 50

PICTURE NO.

INCLINATION

OBS. DIR.

COR. DIR.

TOOL FACE

RUN BY

DATE

CHECKED BY

sperry-sun

DRILLING SERVICES

WELL RS-D345-99

DEPTH 50'

PICTURE NO.

INCLINATION

OBS. DIR.

COR. DIR.

TOOL FACE

RUN BY Rogers

DATE 4/2/99

CHECKED BY

sperry-sun

DRILLING SERVICES

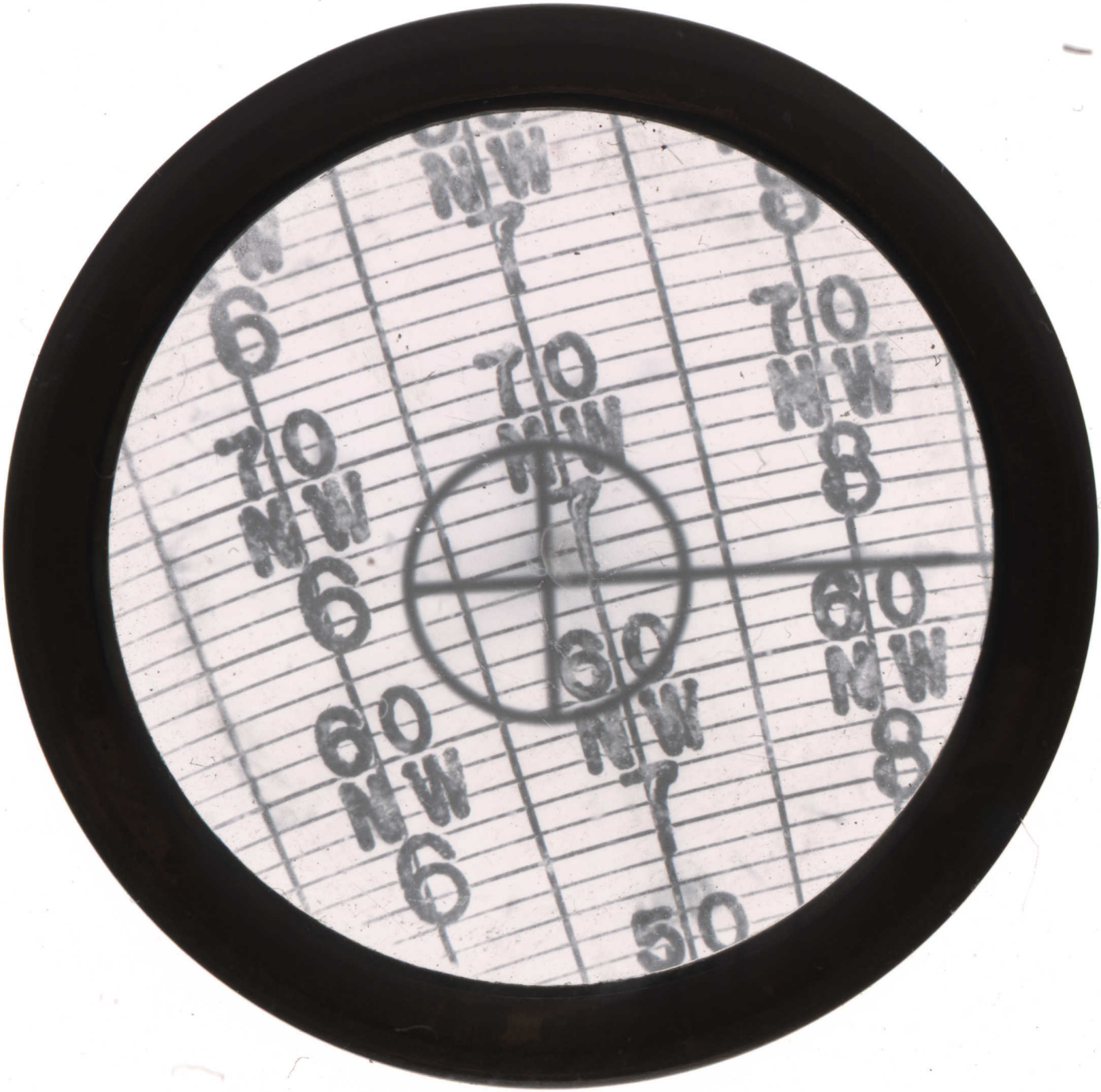
70
NW
6
70
NW
7
70
NW
8
60
NW
6
60
NW
7
60
NW
8
60
NW
6
50

WELL RSD-345-99

DEPTH ~~401~~ 100'

PICTURE NO.

INCLINATION

OBS. DIR.

COR. DIR.

TOOL FACE

RUN BY Rogers

DATE 4/2/99

CHECKED BY

sperry-sun

DRILLING SERVICES


70
NW
6
60
NW
6
70
NW
7
60
NW
7
50
NW
70
NW
8
60
NW
8

WELL RSD-345-99

DEPTH 200'

PICTURE NO.

INCLINATION

OBS. DIR.

COR. DIR.

TOOL FACE

RUN BY Rogers

DATE 4/2/99

CHECKED BY

sperry-sun
DRILLING SERVICES

WELL RSP-345-99

DEPTH 400'

PICTURE NO.

INCLINATION

OBS. DIR.

COR. DIR.

TOOL FACE

RUN BY Rogers

DATE 4/2/99

CHECKED BY

sperry-sun

DRILLING SERVICES

70
NW
6
60
NW
6
70
NW
7
60
NW
7
50
70
NW
8
60
NW
8

WELL RSD-345-99

DEPTH 600'

PICTURE NO.

INCLINATION

OBS. DIR.

COR. DIR.

TOOL FACE

RUN BY Rogers

DATE 4/2/99

CHECKED BY

sperry-sun

DRILLING SERVICES

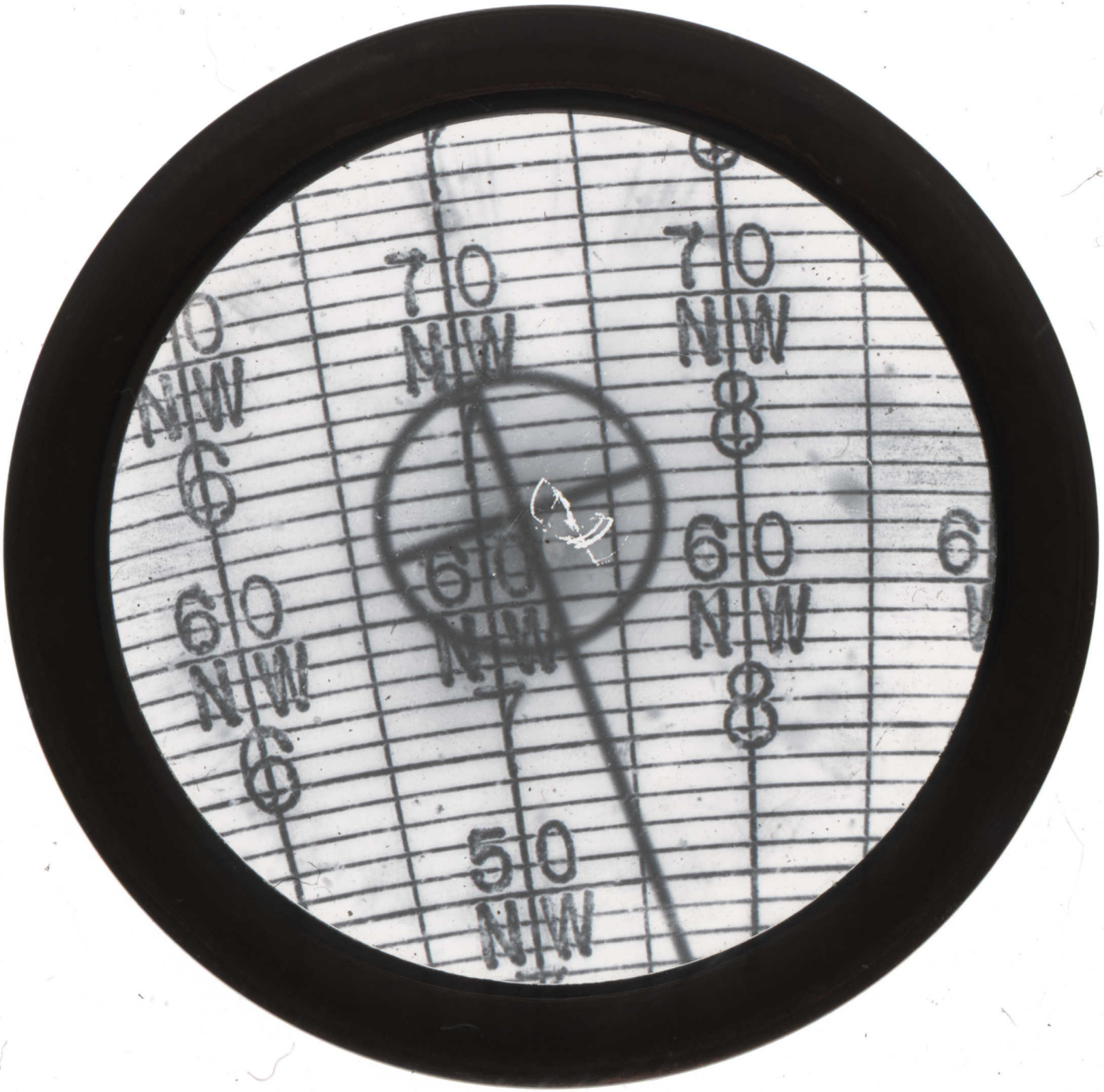
70
NW
70
NW
8
60
NW
8
60
NW
7
50
NW
60
NW
6
60
NW
6

WELL RSP-345-99

DEPTH 800'

PICTURE NO.

INCLINATION

OBS. DIR.

COR. DIR.

TOOL FACE

RUN BY Hughes

DATE 4/1/99

CHECKED BY

sperry-sun

DRILLING SERVICES

70
NW
6
60
NW
6
70
NW
7
60
NW
7
70
NW
8
60
NW
8
50
NW

WELL RSD-345-99

DEPTH 1000'

PICTURE NO.

INCLINATION

OBS. DIR.

COR. DIR.

TOOL FACE

RUN BY Hughes

DATE 4/1/99

CHECKED BY

sperry-sun

DRILLING SERVICES

70
NW
6
60
NW
6
70
NW
7
80
NW
7
50
NW
7
70
NW
8
60
NW
8