60001141

Mining District File Summary Sheet

DISTRICT	Rosebud
DIST_NO	4010
COUNTY If different from written on document	Pershing
TITLE If not obvious	Rosebud Drill Hole File – Hole No. RS-D344-98
AUTHOR	D. Mackerrow; C. Ballew; K. Allen; R. Vance; L. Mackedon
DATE OF DOC(S)	1999
MULTI_DIST Y / (N?) Additional Dist_Nos:	
QUAD_NAME	Sulphur 7.5'
P_M_C_NAME (mine, claim & company names)	Rosebud Mine; Rosebud Project; Rosebud Mining Co. LLC Hecla Mining Co.; North Zone; Newmont Gold Co. Newmont Exploration Ltd
COMMODITY If not obvious	gold; silver
NOTES	Drill log; geology; assay; photographs; total depth 600' receipt; hand written notes; downhole camera images down hole survey; geochemistry; bag of 44 loose photographs 134 p. 4 down hole camera images

Keep docs at about 250 pages if no oversized maps attached
(for every 1 oversized page (>11x17) with text reduce
the amount of pages by ~25)

SS: DD 5/13/08
Initials Date
DB: Mah
Initials Date
SCANNED: NB
Initials Date

Revised: 1/22/08

RS-D344-99

344

60001141 4010

6000 1141

quartz, chalcedony, silicification
faults, fractures
FeOx
sulfide
calcite, carbonate
argillization, white clays
propylitization
potassic alteration
chlorite, chloritic clays

Barite Intensity ... --- ———

Hecla MINING COMPANY

ROSEBUD PROJECT DIAMOND DRILL LOG

HOLE NUMBER	RS-D344-99	LOCATION	North Zone X-cut 1700 Sec	REMARKS	
PAGE 1 OF	9	NORTHING			10FF set of RS-D343-99
DATE	5-20-99	EASTING			intercept
LOGGED BY	D.G. MacHerrow	ELEVATION			
SCALE	1" = 10'	AZIMUTH	S 55°E		
TOTAL DEPTH	600	INCLINATION	+6		

LITH	OX/RE	LITHOLOGY	FT	GRAPHIC LOG	STRUCTURE	ALTERATION AND MINERALIZATION
LBT SPLAT	R	0-62.8 SLIGHTLY PLANAR LAMINAR ASH FALL TUFF Vesicular fine grained tuff. Vesicls form trains of higher density following a preferred orientation. Size of vesicls is up to 3mm. Color of core is greenish gray from chlorite on fractures Pinq 20' white clay 25-62.8 Vesicle become hard to determine because density is so high Orientation appears very steep at 20° to 40° to	10 20 30 40 50	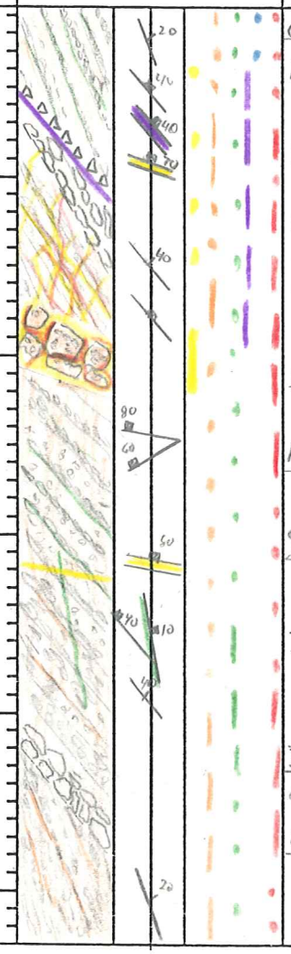	0-62.8 moderate to highly fracture core fractures are generally filled by either, clays, sulfide, chlorite, or Barite. Open vug are coated with Barite. 0-3' minor calcite on fractures 11.9-21.5 qtz veining in a stockwork 9-11 Breccia texture but probable Auto bxi 7-8.5 Shear with 2" thick Barite vein footwall 36' high angle 100° to chloritic fracture 42.3-45 weak crackle Bxa with minor clay expansion	0-62.8 Argillization is moderate, Sulfides consist of shiny pyrite on fractures. Bladed marcasite is found associated with white clays (kaolinite/Dickite) 3-21.5 Barite filling vugs and veins QTZ VEINS and drusy surface coating present Pyrite coated marcasite blade are present in vugs. 11.9-21.5 - Clay, marcasite barite and pyrite are moderate to Heavy. Decomposing qtz with Bladed marcasite. 17-21.5 Silica healed rubble Bladed marcasite decomposing white qtz 32 2" qtz vein

ANALYTICAL DATA						
FROM	TO	W	Au	Ag	Au2	A
0	5					
5	9					
9	11.9					
11.9	13.9					
13.9	19					
19	21.5					
21.5	25					
25	29					
29	34					
34	39					
39	42.3					
42.3	45					
45	48					
48	53					

HOLE NUMBER RS-D344-99 PAGE 2 OF 9

LITH.	OX/RED.	LITHOLOGY	FT	GRAPHIC LOG	STRUCTURE	ALTERATION AND MINERALIZATION
SPL.A.T.	R	0-62.8 S.P.L.A.T. Vesicular Tuff	50 60			0-62.8 Argillization in hanging wall SRF
S.R.F.	R	62.8-80.4 SOUTH RIDGE FAULT Silica flooded fault breccia with Barite in open fractures. White silica veining. Barite is added to the matrix in high quantities from 72 ft. Sulfide content is still only 1% minor bladed marcasit. Pino 72 white clay in SRF.	70 80		62.8-80.4 milled breccia with subangular clast in a silica matrix. clast are a mixture of SPLAT and TCS and minor A.L.S. (<1%) 80.4-107 Various Breccia textures from crackle to milled breccia.	62.8-80.4 Increasing Silicification reaching maximum by 64. white clay on fractures. Barite crystals in open spaces 62.8-64 mixed silica argillized alteration 68-69 CLAY GOUGE Very uniform and gray in color 67-73 Traces of chloritic clast in fault
TCS	R	80.4-107 TC.S. SANDSTONE Fine to medium grained sandstone. Medium gray in color. Rock is highly fractured to brecciated in footwall of S.R.F. Barite fills > 50% of fractures, Sandstone is not silicified	90 100		102.5 Barite vein See Photos of large crystals ½" cubes 105.7-107 mixed breccia of A.L.S. Intrusive and TCS. Fault contact between tcs and intrusive 111 contact is intrusive and not a fault	80.4-107 Barite and clay support Sandstone clast Bladed marcasite present. 105.7-107 silicification in hanging wall (relative) to Intrusive
A.L.S.	R	107-111 Mafic Intrusive Light Gray white Int. light Green mafic Phenocryst Foliated along core axis	110			107-111 weak argillization and possible QTz/Sericite? Pyrite and Pyrite after Marcasite, Barite on 100 ten fracture
A.L.S.	R	111-122 INTERCALATED A.L.S. SHALE AND INTRUSIVE. Black fine grained silicified with carbon leaching to light gray Intrusives appears to follow bedding	120			

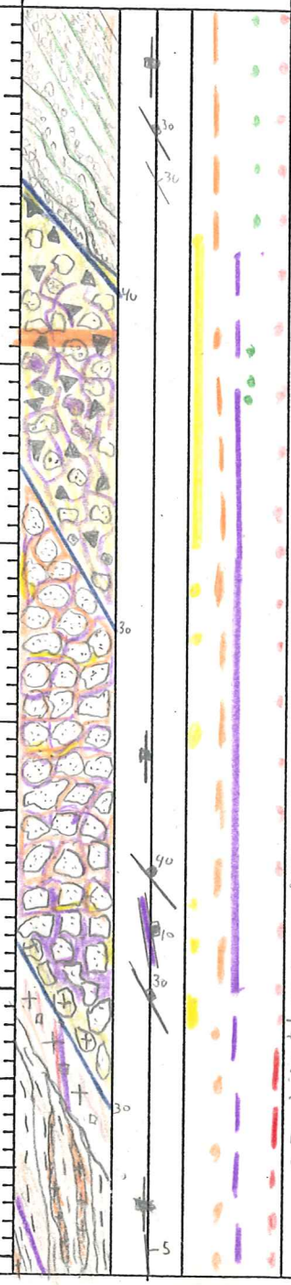

ANALYTICAL DATA

FROM	TO	W	Au	Ag	Au2
48	53				
53	56.5				
56.5	60				
60	62.8				
62.8	64				
64	68				
68	69				
69	72				
72	76				
76	79				
79	80.4				
80.4	85				
85	89				
89	94				
94	99				
99	101.5				
101.5	105.7				
105.9	107				
107	111				
111	113.4				
113.4	116.4				
116.4	119				

HOLE NUMBER RS-0344-99 PAGE 3 OF 9

LITH.	OX/RED.	LITHOLOGY	STRUCTURE	ALTERATION AND MINERALIZATION
ALS.	R	111-122 ALS. SHALE AND MAFIC INTRUSIVE	122 - Intrusive contact irregular but ≈ 70° tcu	122 - 2" thick Barite vein 20° tcu cut off at contact with Int.
M. INT	R	122-128 MAFIC INTRUSIVE .. MEDIUM GRAIN MAFIC INTRUSIVE Possible QTZ SERICITE Alteration		122-125.4 Pyrite veins Form a sworm oriented 40° tcu following foliation
ALS.	R	128-152.5 ALS. SHALE Fine black shale with thin Siltstone interbeds, Bedding is disrupted. Narrow seams of intrusive have parted bedding. 124.2 ½" calcedonic qtz vein A.L.S. is silicified	128-152.5 Bedding of ALS. is highly disrupted 134.4-134.8 mosaic Breccia with clay and silica matrix Thin section 153.1	133.3 — 140 Stibnite crystals associated with white clays. Stibnite decreased below 139 128-167 Variable Silicification of ALS. Shale 148-152.5 Bedded Pyrite up to ½" thick
ALS	R	152.5-155.7 MAFIC INTRUSIVE (Thin section) medium grained INTRUSIVE qtz VEINS and Pylmarc veins		
ALS	R	155.7-186.8 ALS. SHALE Black shale continues. minor Intrusives intruded bedding just below the contact. 163-165 INTERBEDDED ASH Fall Partially argillize (Pinc 172 white kaolin clay)	169-175 clay stockwork 180.2-184 Bedding truncated by 80° tcu fracture at 180.2. clay stockwork 181 to 184	174 Stibnite crystals on fracture
ALS	R	186.8-217.5 ASH FALL TUFF Very fine grained weakly foliated		

ANALYTICAL DATA

FROM	TO	W	Au	Ag	Au2
119	122				
122	125.4				
125.4	128				
128	133.3				
133.3	137				
137	141				
141	144				
144	148.5				
148.5	152.5				
152.5	155.7				
155.7	159				
159	163				
163	165				
165	169				
169	171				
171	172				
172	175				
175	179				
179	181				
181	184				
184	186.8				
186.8	189				

HOLE NUMBER RS-D344-99 PAGE 4 OF 9

LITH.	OX/RED.	LITHOLOGY	STRUCTURE	ALTERATION AND MINERALIZATION
ALS	R	186.8-217.5 ASH FALL TUFF Fine Ash TUFF in the ALS. Contacts with shale are depositional. Ash is Pale gray with Fine foliation laminii. White clay veins and Pyrite veins present. Ash is locally argentiferous. Thin Section 195.5. Pina 206 white clay	Thin section 195.5 215 - Calcedonic QTz vein 217.5 Depositional contact 222.5 SMALL kink folds 217.5-253 ALS bedding is disrupted 253 Irregular contact dipping 50° to	192 stibnite in white clay 186.8-217.5 Bladed marcasite in white qtz/clay veins 206 - Pina white clay 207-207.2 bladed marcasite in qtz vein 212.5-215.5 Pyrargyrite crystals on fracture and very fine crystals over surface 217.5 - stibnite on contact with ALS-Shale
ALS	R	217.5-253 ALS SHALE Black Fine grained shale with minor silty interbeds. Spotty silicification of beds has taken place. Open vash fractures cross cut the beds through most of ALS.		229 Graphitic coating on bedding
ALS	R	253-258.5 MAFIC INTRUSIVE! may not be mafic but altered chloritic phenocryst present		260.7 Pyrargyrite in white clay in breccia
ALS	R	258.5-259.5 ALS. SHALE		
TCS	R	259.5-260.7 T.C.S. SANDSTONE BRECCIA		

GRAPHIC LOG

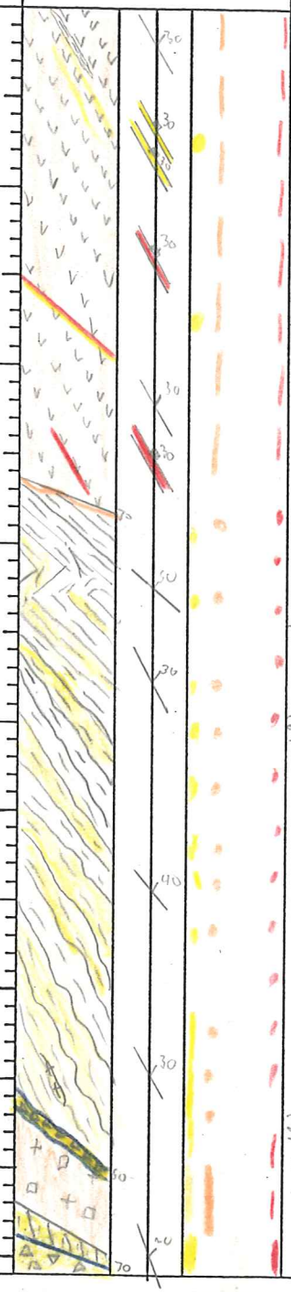

ANALYTICAL DATA

FROM	TO	W	Au	Ag	Au2
189	193.5				
193.5	197.3				
197.3	200.4				
200.4	202.8				
202.8	206.1				
206.1	208.1				
208.1	212.5				
212.5	215.5				
215.5	217.5				
217.5	221				
221	224.5				
224.5	229				
229	234				
234	239				
239	244				
244	249				
248	253				
253	254.1				
254.1	258.5				
258.5	259.5				
259.5	260.7				

HOLE NUMBER RS-D344-99 PAGE 5 OF 9

LITH.	OX/RED.	LITHOLOGY	FT	GRAPHIC LOG	STRUCTURE	ALTERATION AND MINERALIZATION	ANALYTICAL DATA FROM	TO	W	Au	Ag	Au2
TCS	R	259.5-260.7 TCS SANDSTONE			259.5-260.7 SILICA Healed mosaic Bxa	259.5-260.7 - SILICA, bladed marcasite, Pyrargyrite, white clay	260.7	264.3				
ALS	R	260.7-264.3 BRECCIATED A.L.S. SHALE			260.7-264.3 Fractured and brecciated shale	264.3-269 Bladed marcasite in white clay	264.3	267.7				
TCS	R	264.3-307.7 T.C.S. SANDSTONE AND SILTSTONE Fine to medium grained sandstone. Light gray brown with black silty lamination parallel to bedding. There could be a volcanic component to the sis. 285-287 INTERBEDDED Fine and medium sandstone 295-296 medium grained Sandstone				271.5 Large pyrargyrite crystals on fracture 279 - There are a moderate frequency of pyrite veins at least every 6". These veins are up to 3/16" thick, These veins can have pyrargyrite with them.	267.7	269.5				
							269.5	272				
							272	275				
							275	279				
							279	284				
							284	289				
							289	292.4				
					296-299 CRACKLE breccia	296-299 white clay in fracture with bladed marcasite	292.4	296				
							296	299				
						299-305.5 silty fraction is partially argillized.	299	302.5				
							302.5	305.5				
						325.4-330 Possible Rose barite. Not the best development	305.5	307.7				
ALS	R	307.7-311.9 A.L.S. SHALE FAULTED A.L.S. SHALE. SILICA HEALED BXA					307.7	310				
TCS	R	311.9-660 T.C.S. SANDSTONE AND SILTSTONE Fine grained sandstone continues after faulted A.L.S. More Grain size variation up to pinch 320 white clay granule size beds. From 279 Sandstone contains a silty component. Silt can be major % of rock			311.9-316.5 MYLONITIC SANDSTONE with Boulder of ALS AND TCS.		310	311.9				
						323-Small white crystal sphere form a botryoidal surface	311.9	316.5				
							316.5	319				
						328 Rose Barite crystals	319	323				
					323-325.4 multiple NARROW SILICA HEALED MOSAIC BXA		323	325.4				
						328-330 Dolomite crystals	325.4	328				
					328.8-329 Dolomite and bladed marcasite hemb'bxa hiss silic *		328	330				

HOLE NUMBER RS-D341-99 PAGE 6 OF 9

LITH.	OX/RED.	LITHOLOGY	FT	GRAPHIC LOG	STRUCTURE	ALTERATION AND MINERALIZATION
TCS	K	311.9 - 600 T.C.S. SANDSTONE AND SILTSTONE Variable grain size sandstone Gray brown in color. Sizes range up to granule size 336.5 - 343.9 Granule size Sandstone, Small black shale fragments in S.S. of ALS. There is more pyrargyrite in the T.C.S. than noted on log. most fractures appear to have it.	330 340 350 360 370 380 390 400	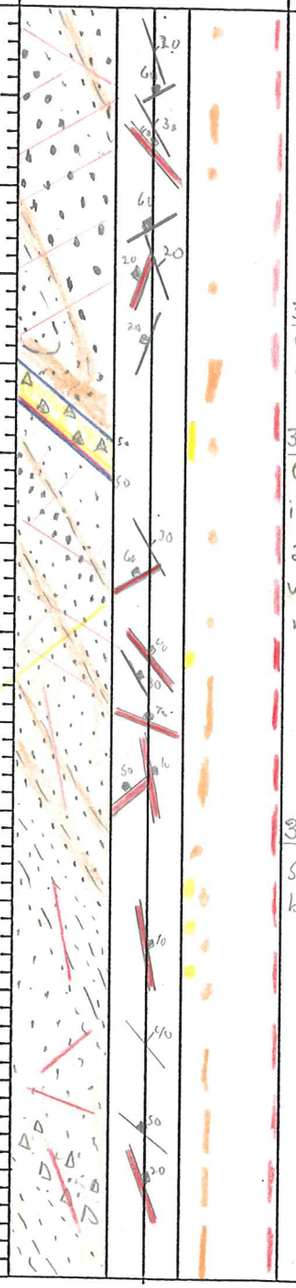	351 - 352.3 Folding of bedding in hangwall of Breccia 352.3 - 354.2 Gradational increase in fractures with 2" foot wall qtz vein with bladed marcasite 381.7 - 383.7 Silica healed crackle breccia	Sulfide vein continues with local pyrargyrite associated 337 - 1" pyrite vein Vein is Vuggy 364-369 Pyrargyrite with pyrite. Drusy qtz on fractures 378 - 10° to CA pyrite vein also has pyrargyrite on the fracture 384.1 very fine pyrargyrite with white clay

Pine 382 Tan waxy clay

ANALYTICAL DATA					
FROM	TO	W	Au	Ag	Au2
330	333				
333	336.5				
336.5	339				
339	343.9				
343.9	349				
349	352.2				
349	354.2				
354.2	359				
359	364				
364	369				
369	374				
374	379				
379	384.1				
384.1	389				
389	393.2				
393.2	396.3				
396.3	399				
399	401.5				

HOLE NUMBER RS-0344-99 PAGE 7 OF 9

LITH.	OX/RED.	LITHOLOGY	FT	GRAPHIC LOG	STRUCTURE	ALTERATION AND MINERALIZATION
TCS	R	311.9-600 TCS. SANDSTONE AND SILTSTONE Pinx 403.5 white vein Fine grain sandstone with a propable ash component that is turning to clay. Siltstone/mud stone interbeds Anomolous number of sulfide vein continue. most vein cross cut bedding. Some high angle veins also present 430.5 Dolomite Crystals Specimen Seephoto Specimens 434-439 INCREASED fracturing in silty/shale bedding 468.1-472.3 Black laminations along bedding from clay verry heavy Thin Section 357.5	400 410 420 430 440 450 460 470		401.5-409 Fracture zone with white clay coating and weak crackle Bxx 412- 10° TCA fracture that off sets beds 1/2" 414.3-416 Increasing qtz veining and fracturing of core 416-418 SILICA healed milled breccia 425.7-426.8 QTZ VN swarm to 2" of milled Bxx over 3" white qtz vein. 427.5 1" silica healed crackle Bxx with open vug with Py and Rose Barite. 430.4-431.5 CRACKLE Breccia with 2" open vugs with Rose Barite and Pink Dolomite Seephoto 459-460.4 6" of silica healed crackle Bxx in interval	402.5 Decomposing QTZ to clay. 419 Rose barite 416-418 Silicified Bxx Bleded more in Vug with Rose Barite 418-422.7 Low angle to core axis qtz/Py/more veins 425.7-426.8 Bleded Marcasite in the white qtz vein 430.5- Open Vug with Rose Barite and Pink Orthorhombic Barite crystals 449.3 Pyrargyrite on fracture with Pyrite. Pyrite with Au in matrix soft and white. 463- Pyrargyrite with Pyrite veinlets

ANALYTICAL DATA

FROM	TO	W	Au	Ag	Au2
399	401.5				
401.5	405.4				
405.4	409				
409	414.3				
414.3	416				
416	418				
418	422.7				
422.7	425.7				
425.7	426.8				
426.8	430.4				
430.4	431.5				
431.5	434				
434	439				
439	444				
444	449				
449	454				
454	459				
459	460.4				
460.4	464				
464	468.1				

HOLE NUMBER RS- D34499 PAGE 8 OF 9

LITH.	OX/RED.	LITHOLOGY	FT	GRAPHIC LOG	STRUCTURE	ALTERATION AND MINERALIZATION
TCS	R	311.9-600 T.C.S.. SANDSTONE MUDSTONE AND TUFF Fine grained sandstone with silty interbeds. 480.8-522 course sandstone and fine sandstone. Sand grains ≤ 1/4" in diameter. Course sandstone has vein of pyrite and quartz. Grains are subangular with A.I.S. Fragments. 506-516 INTERBEDDED fine conglomerate 524-562.5 sulfide veins decrease by 50% 66%. They are similar in thickness just fewer of them 526-528 Possible vesicles 521.7-536 claystone/mudstone beds black to gray brown in color. core is very soft. 529.5-544 Very tuffaceous core	470 480 490 500 510 520 530 540	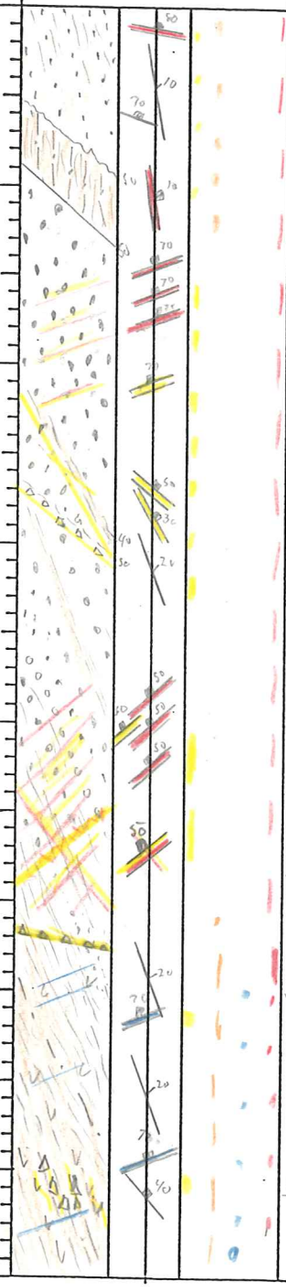	480.8-499 QTZ/pyrite veins with pyrite after marcasite 495.3-496.8 QTZ vein with 3" brecciated 496.6-496.8 509.1-514 Sulfide vein sworn with qtz veining 50° tca 516.7-521.7 Sulfide sworn cross cutting coarse ss 522 1" silica healed crackle brx 536 3' crackle breccia healed by qtz	490.3 QTZ VEIN with bladed marc. 496.8 2" silica healed breccia 505.5 QTZ/bladed marcasite vein in siltstone 508 - white clay with bladed marcasite forming 2" vuggy zone. This as qtz decomposition to clay 516.7-516.9 40° tca silica bladed marc. vein 523.7-529.5 First calcite veins in core

ANALYTICAL DATA					
FROM	TO	W	Au	Ag	Au2
468.1	472.3				
472.3	477.3				
477.3	480.8				
480.8	484				
484	488.9				
488.9	494				
494	495.3				
495.3	499				
499	504				
504	507.4				
507.4	509.1				
509.1	514				
514	516.7				
516.7	521.7				
521.7	526				
526	529.5				
529.5	534				
534	539				
539	544				

HOLE NUMBER RS-0344-99 PAGE 9 OF 9

LITH.	OX/RED.	LITHOLOGY	FT	GRAPHIC LOG	STRUCTURE	ALTERATION AND MINERALIZATION
TCS	R	311.9-600 T.C.S. SANDSTONE SILTSTONE MUDSTONE AND TUFF T.C.S. Sediments continue 562.5 – 567.2 Fault Zone (24) Silica healed breccia. 1-2" thick white qtz vein with blades marcasite present 563.7–564.5 Breccia is chloritic with a 30° tca foliation. Pyrite has formed agglomerations up to 1" in diameter. By 565.4 chloritic clast are mixed with dark gray clast of hanging wall clay stone 565.4 – 567.2 is a gradual decrease in fracturing. The chloritic section is volcanic and look similar to T.C.S. epiclastics but finer. 572 specks in bed look like possible vesicles 584-600 MUDSTONE DOMINANT lithology. Minor Tuffaceous siltsto inter beds 597-600 Very Fissile mudstone	540 550 560 570 580 590 600 TD	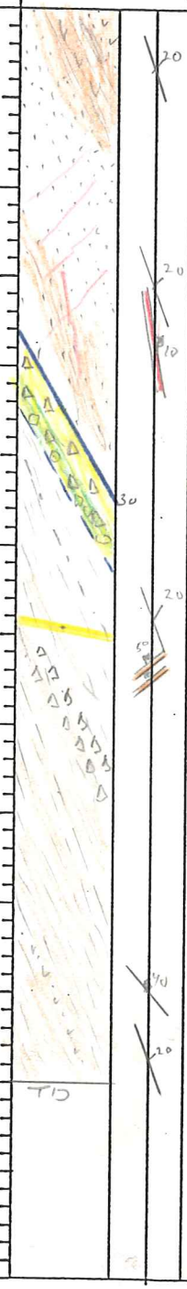	562.5 very sharp footwall contact to fault at 30° tca hanging wall contact pick a point of diminished fracturing 578.5 – 574 Weak qtz vein swarm 576-578.8 Crackle Breccia with a shear surface with sulfide at 578. Surface is 70° tca	549-559 increase in sulfide veinlets weak qtz vein stockwork 557 - Py/marc vein 10° tca 574.4-574.8 white qtz VEIN 576-578.8 white clay and qtz veins 60° tca

ANALYTICAL DATA

FROM	TO	W	Au	Ag	Au2
539	544				
544	549				
549	554				
554	559				
559	562.5				
562.5	564				
564	565.4				
565.4	567.2				
567.2	571.2				
571.2	574				
574	576				
576	578.8				
578.8	580.5				
580.5	584				
584	589				
589	594				
594	597				
597	600				

- [ ] quartz, chalcedony, silicification
- [x] faults, fractures
- [ ] FeOx
- [x] sulfide
- [x] calcite, carbonate
- [ ] argillization, white clays
- [ ] propylitization
- [ ] potassic alteration
- [x] chlorite, chloritic clays

Barite Intensity ... --- ——

Hecla MINING COMPANY

ROSEBUD PROJECT
DIAMOND DRILL LOG

HOLE NUMBER	RS-D344-99	LOCATION	North Zone X-cut 1700 Sec	REMARKS	
PAGE 1 OF	9	NORTHING			OFF set of RS-D343-99
DATE	5-20-99	EASTING			intercept
LOGGED BY	D.G. MacHerron	ELEVATION			
SCALE	1" = 10'	AZIMUTH	S 55°E		
TOTAL DEPTH	600	INCLINATION	+6		

LITH	OX/RE	LITHOLOGY	FT	GRAPHIC LOG	STRUCTURE	ALTERATION AND MINERALIZATION
WET SPLAT	R	0-62.8 SLIGHTLY PLANAR LAMINAR ASH FALL TUFF Vesicular fine grained tuff. Vesicls form trains of higher density following a preferred orientation. Size of vesicls is up to 3mm. Color of core is greenish gray from chlorite on fractures. Pink 20' white clay 25-62.8 Vesicle become hard to determine because density is so high Orientation appears very steep at 20° to 40° tca	10 20 30 40 50	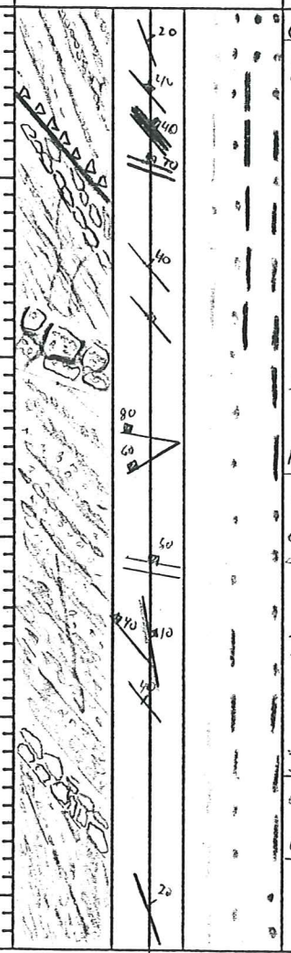	0-62.8 moderate to highly fracture core fractures are generally filled by either, clays sulfide, chlorite, or Barite. Open vug are coated with Barite 0-3' minor calcite on fractures 11.9-21.5 qtz veining in a stockwork 9-11 Breccia texture but probable Autobx 7-8.5 shear with 2" thick Barite vein footwall 36' high angle 100 tca chlorite fracture 42.3-45 weak crackle Bxx with minor clay exposure	0-62.8 Argillization is moderate, Sulfides consist of shiny pyrite on fractures. Bladed marcasite is found associated with white clays (kaolinite/Dickite) 3-21.5 Barite fill vugs and veins QTZ VEINS and drusy surface coating present Pyrite coated marcasite blade are present in vugs. 11.9-21.5 - Clay marcasite barite and pyrite are moderate to Heavy. Decomposing qtz with bladed marcasite. 17-21.5 Silica healed rubble Bladed marcasite decomposing white qtz 32 2" qtz vein

ANALYTICAL DATA					
FROM	TO	W	Au	Ag	Au2
0	5				
5	9				
9	11.9				
11.9	13.9				
13.9	19				
19	21.5				
21.5	25				
25	29				
29	34				
34	39				
39	42.3				
42.3	45				
45	48				
48	53				

HOLE NUMBER RS-D344-99 PAGE 2 OF 9

LITH.	OX/RED.	LITHOLOGY	FT	GRAPHIC LOG	STRUCTURE	ALTERATION AND MINERALIZATION
SPLAT.	R	0-62.8 S.P.L.A.T. Vesicular Tuff	50 60		62.8-80.4 Milled breccia with subangular clast in a silica matrix. clast are a mixture of SPLAT and TCS and minor A.L.S. (<1%)	0-62.8 Argillization in hanging wall SRF 62.8-80.4 Increasing Silicification reaching maximum by 64. white clay on fractures. Barite crystals in open spaces
S.R.F.	R	62.8-80.4 SOUTH RIDGE FAULT Silica flooded fault breccia with Barite in open fractures. White silica veining. Barite is added to the matrix in high quantities from 72 ft. Sulfide content is still only 1% minor bladed marcasite.	70			62.8-64 Mixed silica argillized alteration 64-68 CLAY GOUGE Very uniform and gray in color 67-73 Traces of Chloritic clast in Fault
TCS	R	80.4-107 TCS. SANDSTONE Fine to medium grained sandstone. Medium gray in color. Rock is highly fractured to brecciated in footwall of S.R.F. Barite fills > 50% of fractures, Sandstone is not silicified	80 90 100		80.4-107 Various Breccia textures from crackle to milled breccia. 102.5 Barite vein See Photos of large crystals ½" cubes 105.7-107 Mixed breccia of A.L.S. Intrusive and TCS. Fault contact between tcs and intrusive 111 contact is intrusive and not a fault	80.4-107 Barite and clay support Sandstone clast bladed marcasite present. 105.7-107 Silicification in hanging wall (relative) to Intrusive
ALS.	R	107-111 Mafic Intrusive Light Gray white Int. light Green mafic Phenocryst Foliated along core axis	110			107-111 weak argillization and possible QTZ/sericite Pyrite and Pyrite after marcasite, Barite on 100 ten fracture.
ALS.	R	111-122 INTERCALATED ALS. SHALE AND INTRUSIVE. Black fine grained silicified with carbon leaching to light gray Intrusives appears to follow bedding	120			

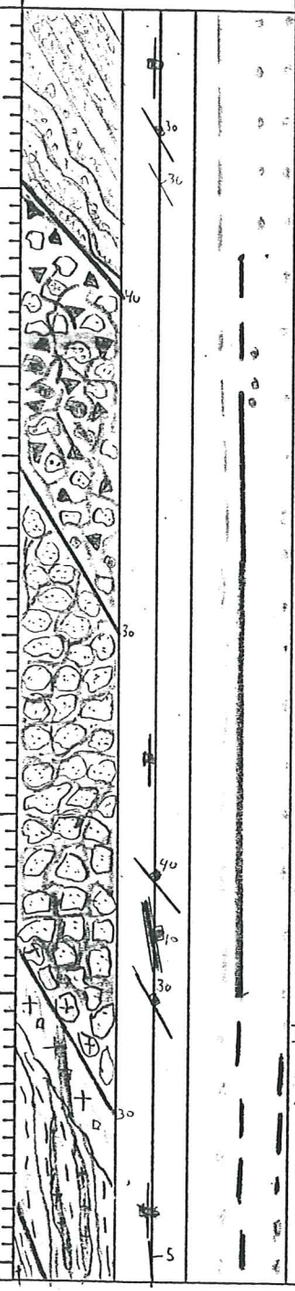

ANALYTICAL DATA

FROM	TO	W	Au	Ag	Au2
48	53				
53	56.5				
56.5	60				
60	62.8				
62.8	64				
64	68				
68	69				
69	72				
72	76				
76	79				
79	80.4				
80.4	85				
85	89				
89	94				
94	99				
99	101.5				
101.5	105.7				
105.9	107				
107	111				
111	113.4				
113.4	116.4				
116.4	119				

HOLE NUMBER RS-0344-99 PAGE 3 OF 9

LITH.	OX/RED.	LITHOLOGY	FT	STRUCTURE	ALTERATION AND MINERALIZATION
ALS.	R	111-122 ALS. SHALE AND MAFIC INTRUSIVE		122 - Intrusive contact irregular but ≈ 70° tcu	122 - 2" thick Barite vein 20° tcu cut off at contact with Int.
M. INT	R	122-128 MAFIC INTRUSIVE .. MEDIUM GRAIN MAFIC INTRUSIVE Possible QTZ SERICITE ALTERATION			
ALS.	R	128-152.5 ALS. SHALE Fine black shale with thin siltstone interbeds. Bedding is disrupted. Narrow seams of intrusive have parted bedding. 124.2 ½" calcedonic qtz vein. A.L.S. is silicified	130 140 150	128-152.5 Bedding of A.L.S. is highly disrupted 134.4-134.8 mosaic Breccia with clay and silica matrix Thin Section 153.1	122-125.4 Pyrite veins Form swarm oriented 40° tcu following foliation 133.3 — 140 Stibnite crystals associated with white clayey. Stibnite decreased below 139 128-167 Variable Silicification of A.L.S. Shale 148-152.5 Bedded Pyrite up to ½" thick
ALS	R	152.5-155.7 MAFIC INTRUSIVE (Thin Section) medium grained INTRUSIVE qtz veins and Pyrite veins			
ALS	R	155.7-186.8 A.L.S. SHALE Black shale continues. minor Intrusions intruded bedding just below the contact. 163 — 165 INTERBEDDED ASH FALL Partially argillic Pinch 172 white kaolinite clay	160 170 180	169-175 clay stockwork 180.2 -184 Bedding truncated by 80° tcu fracture at 180.2. clay stockwork 181 to 184	174 Stibnite crystals on fracture
ALS.	R	186.8-217.5 ASH FALL TUFF Very fine grained weakly foliated	190		

GRAPHIC LOG

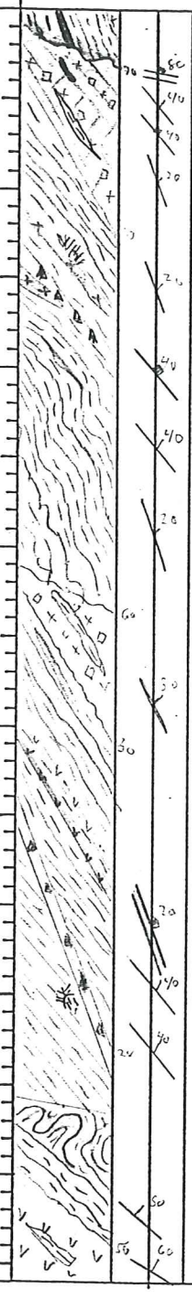

ANALYTICAL DATA

FROM	TO	W	Au	Ag	Au2
119	122				
122	125.4				
125.4	128				
128	133.3				
133.3	137				
137	141				
141	144				
144	148.5				
148.5	152.5				
152.5	155.7				
155.7	159				
159	163				
163	165				
165	169				
169	171				
171	172				
172	175				
175	179				
179	181				
181	184				
184	186.8				
186.8	189				

HOLE NUMBER RS-D344-99 PAGE 4 OF 9

LITH.	OX/RED.	LITHOLOGY	FT	GRAPHIC LOG	STRUCTURE	ALTERATION AND MINERALIZATION
ALS	R	186.8-217.5 ASH FALL TUFF Fine Ash TUFF in the ALS. Contacts with shale are depositional. Ash is Pale gray with Fine foliation laminii. White clay veins and sylvite veins present. Ash is locally argentiferous. Thin Section 195.5. Pino 206 white clay	190, 200, 210, 220, 230, 240, 250, 260		Thin section 195.5 215 - Calcedonic QTz vein 217.5 Depositional contact 222.5 SHALE has folds 217.5-253 ALS bedding is disrupted 253 Irregular contact dipping 50° to	192 stibnite in white clay 186.8-217.5 Bladed marcasite in white qtz/clay veins 206 - Pino white clay 207-207.2 bladed marcasite in qtz vein 212.5-215.5 Pyrargyrite crystals on fracture and very fine crystals over surface 217.5 - stibnite on contact with ALS-Shale 229 Graphitic coating on bedding 260.7 Pyrargyrite in white clay in breccia
ALS	R	217.5-253 ALS SHALE Black fine grained shale with minor silty interbeds. Spotty silicification of beds has taken place. Open yash fractures cross cut the beds through most of ALS				
ALS.	R	253-258.5 MAFIC INTRUSIVE may not be mafic but altered chloritic phenocryst present				
ALS	R	258.5-259.5 ALS. SHALE				
TCS	R	259.5-260.7 T.C.S SANDSTONE BRECCIA				

ANALYTICAL DATA

FROM	TO	W	Au	Ag	Au2
189	193.5				
193.5	197.3				
197.3	200.4				
200.4	202.8				
202.8	206.1				
206.1	208.1				
208.1	212.5				
212.5	215.5				
215.5	217.5				
217.5	221				
221	224.5				
224.5	229				
229	234				
234	239				
239	244				
244	249				
249	253				
253	254.1				
254.1	258.5				
258.5	259.5				
259.5	260.7				

HOLE NUMBER RS-D344-99 PAGE 5 OF 9

LITH.	OX/RED.	LITHOLOGY	FT	GRAPHIC LOG	STRUCTURE	ALTERATION AND MINERALIZATION
TCS	R	259.5-260.7 TCS SANDSTONE	260		259.5-260.7 SILICA Healed mosaic Bxa	259.5-260.7 - SILICA, bladed marcasite, Pyrargyrite. white clay
ALS	R	260.7-264.3 BRECCIATED A.L.S. SHALE			260.7-264.3 Fractured and brecciated shale	
TCS	R	264.3-307.7 T.C.S. SANDSTONE AND SILTSTONE Fine to medium grained sandstone Light gray brown with black silty lamination parallel to bedding. There could be a volcanic component to the S.S 285-287 INTERBEDDED Fine and medium sandstone 295-296 medium grained Sandstone.	270 280 290 300			264.3-269 Bladed marcasite in white clay 271.5 Large pyrargyrite crystals on fracture 279 - There are a moderate frequency of pyrite veins at least every 6". These veins are up to 3/16" thick, These veins can have pyrargyrite with them
					296-299 CRACKLE breccia	296-299 white clay in fracture with bladed marcasite 299-305.5 silty fraction is partially argillized.
ALS	R	307.7-311.9 A.L.S. SHALE FAULTED A.L.S. SHALE, SILICA HEALED BXA	310			325.4-330 Possible Rose barite. Not the best development
TCS	R	311.9-660 T.C.S. SANDSTONE AND SILTSTONE Fine grained sandstone continues after faulted A.L.S. more Grain size variation up to granule size beds. From 279 Sandstone contains a silty component. Silt can be major % of rock	320 330		311.9-316.5 MYLONITIC SANDSTONE With Boulder of A.L.S. AND T.C.S. 323-325.4 MULTIBLE NARROW SILICA HEALED MOSAIC BXA 328.8-329 Dolomite and bladed marcasite healed bxa thin silt	323- Small white crystal spherical form a botryoidal surface 328 Rose Barite crystals 328-330 Dolomite crystals

ANALYTICAL DATA					
FROM	TO	W	Au	Ag	Au2
260.7	264.3				
264.3	267.7				
267.7	269.5				
269.5	272				
272	275				
275	279				
279	284				
284	289				
289	292.4				
292.4	296				
296	299				
299	302.5				
302.5	305.5				
305.5	307.7				
307.7	310				
310	311.9				
311.9	316.5				
316.5	319				
319	323				
323	325.4				
325.4	328				
328	330				

HOLE NUMBER RS-03441-99 PAGE 6 OF 9

LITH.	OX/RED.	LITHOLOGY	FT	GRAPHIC LOG	STRUCTURE	ALTERATION AND MINERALIZATION
TCS	K	311.9 - 600 T.C.S. SANDSTONE AND SILTSTONE Variable grain size sandstone. Gray brown in color. Sizes range up to granule size 336.5 - 343.9 Granule size Sandstone, Small black shale fragments in S.S. of ALS. There is more pyrargyrite in the T.C.S. than noted on log. most fractures appear to have it.	330 340 350 360 370 380 390 400 Pino 382 Tan waxy clay		351 - 352.3 Folding of bedding in hangwall of Breccia 352.3 - 354.2 Gradutional increase in fractures with 2" foot wall qtz vein with bladed marcasite 381.7 - 383.7 Silica healed crackle breccia	Sulfide vein continues with local pyrargyrite associated 337 - 1" pyhnore vein Vein is Vuggy 364-369 Pyrargyrite with pyhnore. Drusy qtz on fractures 378 - 10° to ca pyhnore vein also has pyrargyrite on the fracture 384.1 very fine pyrargyrite with white clay

ANALYTICAL DATA

FROM	TO	W	Au	Ag	Au2
330	333				
333	336.5				
336.5	339				
339	343.9				
343.9	349				
349	352.2				
349	354.2				
354.2	359				
359	364				
364	369				
369	374				
374	379				
379	384.1				
384.1	389				
389	393.2				
393.2	396.3				
396.3	399				
399	401.5				

HOLE NUMBER RS-0344-99 PAGE 7 OF 9

LITH.	OX/RED.	LITHOLOGY	FT	GRAPHIC LOG	STRUCTURE	ALTERATION AND MINERALIZATION
TCS	K	311.9-600 TCS. SANDSTONE AND SILTSTONE Pink 403.5 white stal Fine grain sandstone with a propable ash component that is turning to clay. Siltstone/mud stone interbeds Anomolous number of sulfide vein continue most vein cross cut bedding. Some high angle veins also present 430.5 Dolomite Crystals Specimen Seephoto Specimens 434-439 Increased fracturing in silty/shale bedding 468.1-472.3 Black laminations along bedding from clay verply heavy Thin Section 357.5	400 410 420 430 440 450 460 470		401.5-409 Fracture zone with white clay coating and weak crackle Bxa 412- 10° TCA fracture that off sets beds 1/2" 414.3-416 Increasing qtz veining and fracturing of core 416-418 SILICA healed milled breccia 425.7-426.8 QTZ VN swarm to 2" of milled Bxa over 3" white qtz ve. 427.5 1" silica healed crackle Bxa with open vug with py and Rose Borite. 430.4-431.5 CRACKLE Breccia with 2" open vugs with Rose Borite and Pink Dolomite Seephoto 459-460.4 6" of silica healed crackle Bxa in interval	402.5 Decomposing QTZ to clay. 419 Rose borite 418-419 Silicified Bxa Bleded more in Vug with Rose Borite 418-422.7 Low angle to core axis qtz/Py/more veins 425.7-426.8 Bleded Marcasite in the white qtz vein 430.5- Open Vug with Rose Borite and Pink Orthorhombic Borite crystals 449.3 Pyrargyrite on fracture with Pyrite. Pyrite with Au in matrix soft and white. 463- Pyrargyrite with Pyrite veinlet.

ANALYTICAL DATA

FROM	TO	W	Au	Ag	Au2
399	401.5				
401.5	405.4				
405.4	409				
409	414.3				
414.3	416				
416	418				
418	422.7				
422.7	425.7				
425.7	426.8				
426.8	430.4				
430.4	431.5				
431.5	434				
434	439				
439	444				
444	449				
449	454				
454	459				
459	460.4				
460.4	464				
464	468.1				

HOLE NUMBER RS- D34497 PAGE 8 OF 9

LITH.	OX/RED.	LITHOLOGY	FT	GRAPHIC LOG	STRUCTURE	ALTERATION AND MINERALIZATION
TCS	R	311.9-600 T.C.S. SANDSTONE MUDSTONE AND TUFF Fine grained sandstone with silty interbeds. 480.8-522 course sandstone and fine sandstone. Sand grains ≤ 1/4" in diameter. Course sandstone has vein of pyrite and quartz. Grains are subangular with A.I.S. Fragments. 506-516 INTERBEDDED fine conglomerate 524-562.5 sulfide veins decrease by 50% 66%. They are similar in thickness just fewer of them 526-528 Possible vesicles 521.7-536 claystone/mudstone bed. black to gray brown in color. core is very soft. 529.5-544 Very tuffaceous core	470 480 490 500 510 520 530 540	Thin Section 483.5 Pinch 507.4 Thin Section 536.5 Tuff/SS	480.8-497 Qtz/pyrite veins with pyrite after marcasit. 495.3-496.8 Qtz vein with 3" brecciated 495.6-496.8 509.1-514 Sulfide veins sworn with qtz veining 50° tca 516.7-521.7 Sulfide sworn cross cutting coarse ss 522 1" silica healed crackle bx 536 3' crackle breccia healed by qtz	490.3 Qtz vein with bleached marc. 496.8 2" silica healed breccia 505.5 Qtz/bleached marcasite vein in siltst. 508 - white clay with bleached marcasite forming 2" vuggy zone. This is qtz decomposition to clay 516.7-516.9 40° tca silica bleached marc. vein 523.7-529.5 First calcite veins in core

ANALYTICAL DATA					
FROM	TO	W	Au	Ag	Au2
468.1	472.3				
472.3	477.3				
477.3	480.8				
480.8	484				
484	488.9				
488.9	494				
494	495.3				
495.3	499				
499	504				
504	507.4				
507.4	509.1				
509.1	514				
514	516.7				
516.7	521.7				
521.7	526				
526	529.5				
529.5	534				
534	539				
539	544				

HOLE NUMBER RS-0344-99 PAGE 9 OF 9

LITH.	OX/RED.	LITHOLOGY	FT	GRAPHIC LOG	STRUCTURE	ALTERATION AND MINERALIZATION
TCS	R	311.9-600 T.C.S. SANDSTONE SILTSTONE MUDSTONE AND TUFF T.C.S. Sediments continue 562.5 – 567.2 Fault Zone (24) Silica healed breccia. 1-2" thick white qtz vein with blades marcasite present 563.7-564.5 Breccia is chloritic with a 30° tca foliation. Pyrite has formed agglomerations up to 1" in diameter. By 565.4 chloritic clast are mixed with dark gray clast of hanging wall clay stone 565.4 - 567.2 is a gradual decrease in fracturing. The chloritic section is volcanic and look similar to T.C.S. epiclastics but finer. 572 specks in bed look like possible vesicles 584-600 MUDSTONE CONTINUE lithology. Minor Tuffaceous siltstone inter beds 597-600 Very Fissile mudstone	540 550 560 570 580 590 600 TD		562.5 very sharp footwall contact to fault at 30° tca hanging wall contact pick a point of diminished fracturing 578.5 - 574 Weak qtz vein swarm 576-578.8 Crackle Breccia with a shear surface with sulfide on 578. surface is 30° tca	549-559 increase in sulfide veinlets weak qtz vein stockwork 557 - PY/marc vein 10° tca 574.4-574.8 white qtz vein 576-578.8 white clay and qtz veins 60° tca

ANALYTICAL DATA

FROM	TO	W	Au	Ag	Au2
539	544				
544	549				
549	554				
554	559				
559	562.5				
562.5	564				
564	565.4				
565.4	567.2				
567.2	571.2				
571.2	574				
574	576				
576	578.8				
578.8	580.5				
580.5	584				
584	589				
589	594				
594	597				
597	600				

HECLA MINING COMPANY – ROSEBUD PROJECT
GEOTECHNICAL DRILL LOG

HOLE # RS-D344-99 DATE: 5-20-99 LOGGED BY: D.G. Macherrow PAGE 1 OF 6

DRILL RUN		SOLID CORE	TOTAL CORE	RQD	ROCK STRENGTH		FRACTURE DATA				DENSITY DATA			
FROM	TO	RECOVERY (%)	RECOVERY (%)		DOWNHOLE DEPTH	POINT LOAD INDEX (psi)	FRACTURE DENSITY/FT.	AVG. ANGLE TO C.A.	ROUGHNESS	INFILL	DOWNHOLE DEPTH	SAMPLE WEIGHT (g)	DISPLACEMENT (cc)	DENSITY (g/cc)
0	5	12	120	0										
5	9	32	80	12										
9	19	11	70	16										
19	29	55	90	17										
29	39	50	86	18										
39	48	60	99	10										
48	56.5	99	100	23										
56.5	64	87	93	20										
64	72	53	87	48										
72	79	71	96	38										
79	89	82	101	24										

HECLA MINING COMPANY – ROSEBUD PROJECT
GEOTECHNICAL DRILL LOG

HOLE # RS-0344-99 DATE: 5-20-99 LOGGED BY: D.G. MacKerrow PAGE 2 OF 6

DRILL RUN		SOLID CORE	TOTAL CORE	RQD	ROCK STRENGTH		FRACTURE DATA				DENSITY DATA			
FROM	TO	RECOVERY (%)	RECOVERY (%)		DOWNHOLE DEPTH	POINT LOAD INDEX (psi)	FRACTURE DENSITY/FT.	AVG. ANGLE TO C.A.	ROUGHNESS	INFILL	DOWNHOLE DEPTH	SAMPLE WEIGHT (g)	DISPLACEMENT (cc)	DENSITY (g/cc)
89	99	76	94	27										
99	109	98	94	52										
109	114.5	82	100	54										
114.5	124	88	89	43										
124	134	85	98	57										
134	144	91	103	83										
144	153.5	75	90	70										
153.5	159	100	100	91										
159	169	85	100	73										
169	179	95	99	55										
179	189	80	88	49										

HECLA MINING COMPANY – ROSEBUD PROJECT
GEOTECHNICAL DRILL LOG

HOLE # RS-D344-99 DATE: 5-20-99 LOGGED BY: D.G. Mackerrow PAGE 3 OF 6

DRILL RUN		SOLID CORE RECOVERY (%)	TOTAL CORE RECOVERY (%)	RQD	ROCK STRENGTH		FRACTURE DATA				DENSITY DATA			
FROM	TO				DOWNHOLE DEPTH	POINT LOAD INDEX (psi)	FRACTURE DENSITY/FT.	AVG. ANGLE TO C.A.	ROUGHNESS	INFILL	DOWNHOLE DEPTH	SAMPLE WEIGHT (g)	DISPLACEMENT (cc)	DENSITY (g/cc)
189	199	61	95	82										
199	209	98	102	86										
209	219	99	99	89										
219	229	88	100	54										
229	239	92	99	68										
239	249	99	100	68										
249	259	100	94	60										
259	269	95	100	62										
269	279	100	102	39										
279	289	100	102	27										
289	299	72	96	25										

HECLA MINING COMPANY – ROSEBUD PROJECT
GEOTECHNICAL DRILL LOG

HOLE # RS-D344-99 DATE: 5-24-99 LOGGED BY: D.G. MacKerrow PAGE 4 OF 6

DRILL RUN FROM	DRILL RUN TO	SOLID CORE RECOVERY (%)	TOTAL CORE RECOVERY (%)	RQD	ROCK STRENGTH DOWNHOLE DEPTH	ROCK STRENGTH POINT LOAD INDEX (psi)	FRACTURE DATA FRACTURE DENSITY/FT.	FRACTURE DATA AVG. ANGLE TO C.A.	FRACTURE DATA ROUGHNESS	FRACTURE DATA INFILL	DENSITY DATA DOWNHOLE DEPTH	DENSITY DATA SAMPLE WEIGHT (g)	DENSITY DATA DISPLACEMENT (cc)	DENSITY DATA DENSITY (g/cc)
299	309	100	100	45										
309	319	93	101	43										
319	329	100	100	35										
329	339	100	100	44										
339	349	100	100	23										
349	359	100	101	34										
359	369	100	100	26										
369	379	100	100	20										
379	389													
389	399													
399	409													

HECLA MINING COMPANY – ROSEBUD PROJECT
GEOTECHNICAL DRILL LOG

HOLE # RS-D344-99 DATE: 5-24-99 LOGGED BY: D.G. MacKerrow PAGE 5 OF 6

DRILL RUN FROM	DRILL RUN TO	SOLID CORE RECOVERY (%)	TOTAL CORE RECOVERY (%)	RQD	ROCK STRENGTH DOWNHOLE DEPTH	ROCK STRENGTH POINT LOAD INDEX (psi)	FRACTURE DATA FRACTURE DENSITY/FT.	FRACTURE DATA AVG. ANGLE TO C.A.	FRACTURE DATA ROUGHNESS	FRACTURE DATA INFILL	DENSITY DATA DOWNHOLE DEPTH	DENSITY DATA SAMPLE WEIGHT (g)	DENSITY DATA DISPLACEMENT (cc)	DENSITY DATA DENSITY (g/cc)
409	419	98	100	25										
419	424	100	116	38										
424	434	100	100	53										
434	444	94	100	18										
444	454	87	100	49										
454	464	99	100	49										
464	474	93	100	37										
474	484	100	100	54										
484	494	100	97	56										
494	504	100	99	82										
504	514	100	102	50										

HECLA MINING COMPANY – ROSEBUD PROJECT
GEOTECHNICAL DRILL LOG

HOLE # RS-D344-99 DATE: 5-24-99 LOGGED BY: D.G. MacHarrow PAGE 6 OF 6

DRILL RUN		SOLID CORE RECOVERY (%)	TOTAL CORE RECOVERY (%)	RQD	ROCK STRENGTH		FRACTURE DATA				DENSITY DATA			
FROM	TO				DOWNHOLE DEPTH	POINT LOAD INDEX (psi)	FRACTURE DENSITY/FT.	AVG. ANGLE TO C.A.	ROUGHNESS	INFILL	DOWNHOLE DEPTH	SAMPLE WEIGHT (g)	DISPLACEMENT (cc)	DENSITY (g/cc)
514	524	96	100	15										
524	534	73	100	29										
534	544	64	100	18										
544	554	100	100	79										
554	564	100	100	78										
564	574	81	102	59										
574	584	60	100	36										
584	594	90	100	15										
594	600	21	100	0										

HECLA MINING COMPANY – ROSEBUD PROJECT
GEOTECHNICAL DRILL LOG

HOLE # RS-D344-99 DATE: 5-20-99 LOGGED BY: D.G. Macherrow PAGE 1 OF 6

DRILL RUN		SOLID CORE RECOVERY (%)	TOTAL CORE RECOVERY (%)	RQD	ROCK STRENGTH		FRACTURE DATA				DENSITY DATA			
FROM	TO				DOWNHOLE DEPTH	POINT LOAD INDEX (psi)	FRACTURE DENSITY/FT.	AVG. ANGLE TO C.A.	ROUGHNESS	INFILL	DOWNHOLE DEPTH	SAMPLE WEIGHT (g)	DISPLACEMENT (cc)	DENSITY (g/cc)
0	5	12	120	0										
5	9	32	80	12										
9	19	11	70	16										
19	29	55	90	17										
29	39	50	86	18										
39	48	60	99	10										
48	56.5	99	100	23										
56.5	64	87	93	20										
64	72	53	87	48										
72	79	71	96	38										
79	89	82	101	24										

HECLA MINING COMPANY – ROSEBUD PROJECT
GEOTECHNICAL DRILL LOG

HOLE # RS-0344-99 DATE: 5-20-99 LOGGED BY: D.G. Mackerrow PAGE 2 OF 6

DRILL RUN		SOLID CORE	TOTAL CORE	RQD	ROCK STRENGTH		FRACTURE DATA				DENSITY DATA			
FROM	TO	RECOVERY (%)	RECOVERY (%)		DOWNHOLE DEPTH	POINT LOAD INDEX (psi)	FRACTURE DENSITY/FT.	AVG. ANGLE TO C.A.	ROUGHNESS	INFILL	DOWNHOLE DEPTH	SAMPLE WEIGHT (g)	DISPLACEMENT (cc)	DENSITY (g/cc)
89	99	76	94	27										
99	109	98	94	52										
109	114.5	82	100	54										
114.5	124	88	89	43										
124	134	85	98	57										
134	144	91	103	83										
144	153.5	75	90	70										
153.5	159	100	100	91										
159	169	85	100	73										
169	179	95	99	55										
179	189	80	88	49										

HECLA MINING COMPANY – ROSEBUD PROJECT
GEOTECHNICAL DRILL LOG

HOLE # RS-D344-99 DATE: 5-20-99 LOGGED BY: D.G. MacKerrow PAGE 3 OF 6

DRILL RUN		SOLID CORE	TOTAL CORE	RQD	ROCK STRENGTH		FRACTURE DATA				DENSITY DATA			
FROM	TO	RECOVERY (%)	RECOVERY (%)		DOWNHOLE DEPTH	POINT LOAD INDEX (psi)	FRACTURE DENSITY/FT.	AVG. ANGLE TO C.A.	ROUGHNESS	INFILL	DOWNHOLE DEPTH	SAMPLE WEIGHT (g)	DISPLACEMENT (cc)	DENSITY (g/cc)
189	199	61	95	82										
199	209	98	102	86										
209	219	99	99	89										
219	229	88	100	54										
229	239	92	99	68										
239	249	99	100	68										
249	259	100	94	60										
259	269	95	100	62										
269	279	100	102	39										
279	289	100	102	27										
289	299	72	96	25										

HECLA MINING COMPANY – ROSEBUD PROJECT
GEOTECHNICAL DRILL LOG

HOLE # RS-D344-99 DATE: 5-24-99 LOGGED BY: D.G. MacKerrow PAGE 4 OF 6

DRILL RUN		SOLID CORE	TOTAL CORE	RQD	ROCK STRENGTH		FRACTURE DATA				DENSITY DATA			
FROM	TO	RECOVERY (%)	RECOVERY (%)		DOWNHOLE DEPTH	POINT LOAD INDEX (psi)	FRACTURE DENSITY/FT.	AVG. ANGLE TO C.A.	ROUGHNESS	INFILL	DOWNHOLE DEPTH	SAMPLE WEIGHT (g)	DISPLACEMENT (cc)	DENSITY (g/cc)
299	309	100	100	45										
309	319	93	101	43										
319	329	100	100	35										
329	339	100	100	44										
339	349	100	100	23										
349	359	100	101	34										
359	369	100	100	26										
369	379	100	100	20										
379	389													
389	399													
399	409													

HECLA MINING COMPANY – ROSEBUD PROJECT
GEOTECHNICAL DRILL LOG

HOLE # RS-D344-99 DATE: 5-24-99 LOGGED BY: D.G. Mackerrow PAGE 5 OF 6

DRILL RUN		SOLID CORE	TOTAL CORE	RQD	ROCK STRENGTH		FRACTURE DATA				DENSITY DATA			
FROM	TO	RECOVERY (%)	RECOVERY (%)		DOWNHOLE DEPTH	POINT LOAD INDEX (psi)	FRACTURE DENSITY/FT.	AVG. ANGLE TO C.A.	ROUGHNESS	INFILL	DOWNHOLE DEPTH	SAMPLE WEIGHT (g)	DISPLACEMENT (cc)	DENSITY (g/cc)
409	419	98	100	25										
419	424	100	116	38										
424	434	100	100	53										
434	444	94	100	18										
444	454	87	100	49										
454	464	99	100	49										
464	474	93	100	37										
474	484	100	100	54										
484	494	100	97	56										
494	504	100	99	82										
504	514	100	102	50										

HECLA MINING COMPANY – ROSEBUD PROJECT
GEOTECHNICAL DRILL LOG

HOLE # RS-D344-99 DATE: 5-24-99 LOGGED BY: D.G. MacKerrow PAGE 6 OF 6

DRILL RUN		SOLID CORE	TOTAL CORE	RQD	ROCK STRENGTH		FRACTURE DATA				DENSITY DATA			
FROM	TO	RECOVERY (%)	RECOVERY (%)		DOWNHOLE DEPTH	POINT LOAD INDEX (psi)	FRACTURE DENSITY/FT.	AVG. ANGLE TO C.A.	ROUGHNESS	INFILL	DOWNHOLE DEPTH	SAMPLE WEIGHT (g)	DISPLACEMENT (cc)	DENSITY (g/cc)
514	524	96	100	15										
524	534	73	100	29										
534	544	64	100	18										
544	554	100	100	79										
554	564	100	100	78										
564	574	81	102	59										
574	584	60	100	36										
584	594	90	100	15										
594	600	21	100	0										

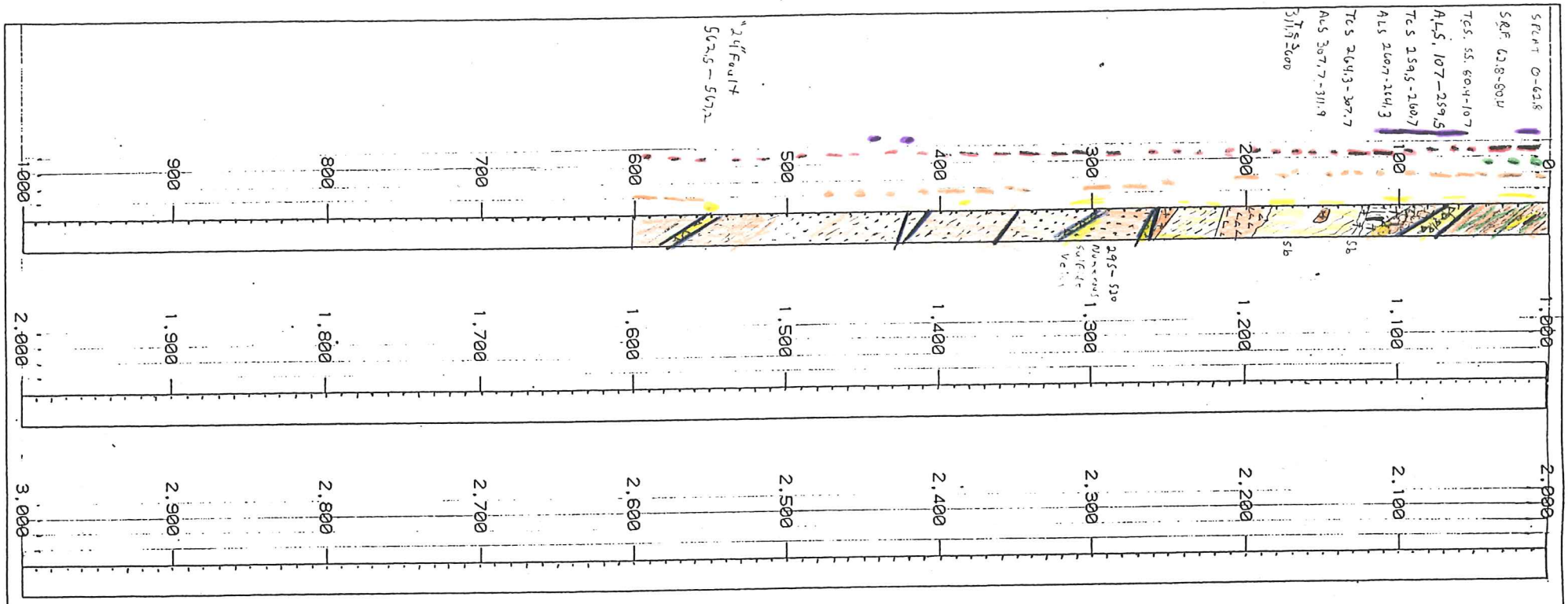

LITHOLOGY

- PLAT/FLOW
- MASSIVE AT/FLOW
- LST-
- PMBX -
- TOS/BUD Epiclastics
- BMB - Rhyolitic Porphyry
- RHYOLITE - DOZER
- ALS - PHYLLITES

TEXTURES

- LITHIC FRAGMENTS
- CRYSTALS
- LAPILLI
- AMYGDULES
- SPHERULITE
- SHARDS

STRUCTURES

- BRECCIA
- FAULT
- CLAY OR GOUGE
- FRACTURE ZONE
- VEINS QTZ
- VEINLETS
- VEINS CALC

CONTACTS

- LOST, GRADATIONAL OR INFERRED
- 80 SHARP (WITH ANGLE TO CORE)
- WAVY
- ROUGH OR JAGGED

Barite
PYRITIZATION
CHLORITIZATION
ARGILLIZATION
SILICIFICATION
GRAPHIC LOG

Intensity

LOCATION ON GRID: 1700 section	FINAL COLLAR COORDINATES	START	FINISH 5/17/99	LOGGED BY D.G. Macherron
LAB American	NORTH	HOLE TYPE core	SURVEYED TO 600	
JOB #	EAST	BEARING S 55E	ANGLE +6	T. D. 600
DRILLING COMPANY Longyear	ELEV			
	DRILLER Bamford			

The Rosebud Mining Company LLC

PAGE 1 OF 1

HOLE # RS-1344-99

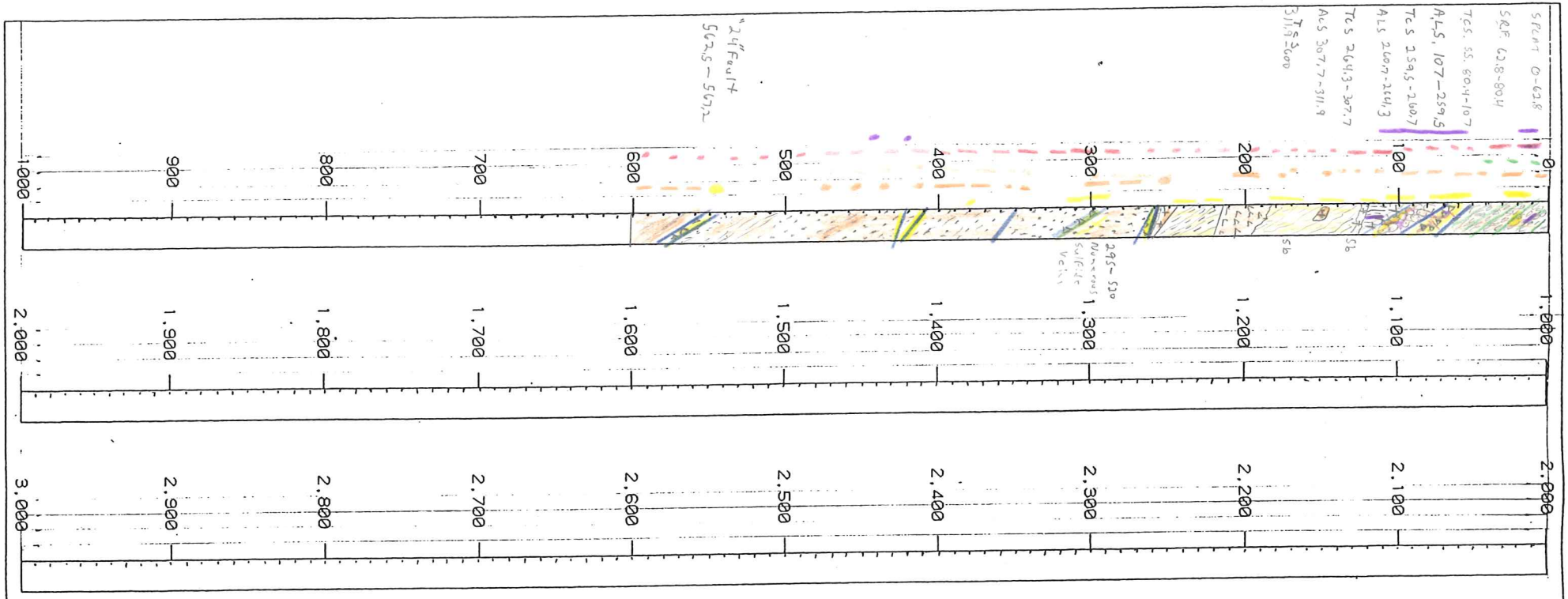

LITHOLOGY

- PLAT/FLOW
- MASSIVE AT/FLOW
- LST -
- PMBX -
- TOS/BUD Epiclastics
- BMB - Rhyolitic Porphyry
- RHYOLITE - DOZER
- ALS - PHYLLITES

TEXTURES

- LITHIC FRAGMENTS
- CRYSTALS
- LAPILLI
- AMYGDULES
- SPHERULITE
- SHARDS

STRUCTURES

- BRECCIA
- FAULT
- CLAY OR GOUGE
- FRACTURE ZONE
- VEINS Qtz
- VEINLETS
- VEINS CALC

CONTACTS

- LOST, GRADATIONAL OR INFERRED
- 80 SHARP (WITH ANGLE TO CORE)
- WAVY
- ROUGH OR JAGGED

Barite
PYRITIZATION
CHLORITIZATION
ARGILLIZATION
SILICIFICATION
GRAPHIC LOG
Intensity

LOCATION ON GRID: 1700 section	FINAL COLLAR COORDINATES	START	FINISH 5/17/99	LOGGED BY D.G. Mackerron
LAB American	NORTH	HOLE TYPE core		SURVEYED TO 600
JOB #	EAST			
DRILLING COMPANY Longyear	ELEV	BEARING S 55E	ANGLE +6	T. D. 600
	DRILLER Bamford			

The Rosebud Mining Company LLC

PAGE 1 OF 1

HOLE # RS-1D344-99

Newmont Gold Core Form

Hole# RS-D344-99 **Logged by** D.G. MacKerron **Date** 5-22-99

Area _____ **Coords** _____

Az/Incl SSSE / +6 **Total Depth** 600 **Contractor** Longyear

Page 1 of 3

Footage	% Rec	RQD	Formation	Rock type	Color	Au oz/st	Ag oz/st	Graphic	Attitudes	fault	breccia	vein	gouge	Comments	Silic	argillic	clay	prop	Sericite	Chlorite		FEOX	CO3	Sulfide	Pyrite	Marcasite	Calc/Dolo	Clay	BaSO4
			LBT	SPLAT	Green gray									0-62.8 LBT SPLAT	0	1	0	0	0	1		0	0	0	1	1	0	1	0
																													1
																													3
																									2	2		2	2
20																									1	1		1	
40																2													
60																													
				SNF					40					62.8-80.4 S.R.F.	1/3	0				0									
																3													
															2	0												2	3
80																													
			TCS	SS					40					80.4-107 T.C.S SANDSTONE	0	1													
100																													
			ALS	INT										107-111 MAFIC INTRUSIVE					1						2	2		1	1
														111-259.5 A.L.S. SHALE, TUFF, und. mafic INTRUSIVE	1				0						1	1			
120									70																2	2			
									80																1	1			
140																													
									60						0				1										
															1				0										
160									80																				
																												3	
																												1	
									40					186.8-217.5 ASH TUFF															
180																												2	
															0	1									2	2			
									50																				
200																													

RECORFIELD.DBG Revised 3/17/98

Newmont Gold Core Form

Hole# RS-D344-99
Logged by D.G. MacKerron
Date 5-27-99
Area
Coords
Az/Incl S 55 E / +6
Total Depth 600
Contractor Long year

Footage	% Rec	RQD	Formation	Rock type	Color	Au oz/st	Ag oz/st	Graphic	Attitudes	fault	breccia	vein	gouge	Comments	Silic	argillic	clay	prop	Sericite	Chlorite	FEOX	CO3	Sulfide	Pyrite	Marcasite	Calc/Dolo	Clay	B. Sph
			ALS	ASH										111-259.5 ALS. SHALE, TUFF, AND mafic INTRUSIVE	0	1	0	0	0	0	0	0	0	2	2	0	2	0
220				Shale					70						1	0								1	1		1	
240														253-258.5 MAFIC INT 258.5-259.5 ALS 259.5-260.7 T.C.S. S.S in Fault 260.7-264.3 ALS BRECCIA															
260				MINT.					60 80 80						0 3	1 0			1									
														264.3-267.7 T.C.S. SANDSTONE 267.7-269 blended more and clay in FY 275-279 Fracture zone with clay	0								2	2		2 1	
280																1 2 1												
300															1	0											2 1	
			ALS	SHALE										307.7-311.9 ALS IN FAULT	3												2	
														311.9-600 T.C.S SANDSTONE	0	3											1	
320														Pyrargyrite throughout T.C.S.	2 0	1											2	1
															1 0												1	0
340																												
															1 0													
360																												
380																												
400																												

Alteration: Silic, argillic, clay, prop, Sericite, Chlorite
Met.: FEOX, CO3, Sulfide
Mineralogy: Pyrite, Marcasite, Calc/Dolo, Clay, B. Sph

Newmont Gold Core Form

Hole# RS-D344-99
Logged by D.G. Mackerron
Date 5-22-99
Area
Coords
Az/Incl S 55°E / +5
Total Depth 600
Contractor Longyear

Footage	% Rec	RQD	Litho: Formation	Litho: Rock type	Litho: Color	Au oz/st	Ag oz/st	Graphic	Structure: Attitudes	Structure: fault	Structure: breccia	Structure: vein	Structure: gouge	Comments	Alteration: Silic	Alteration: argillic	Alteration: clay	Alteration: prop	Alteration: Sericite	Alteration: Chlorite	Met.: FEOX	Met.: CO3	Met.: Sulfide	Mineralogy: Pyrite	Mineralogy: Marcasite	Mineralogy: Calc/Dolo	Mineralogy: Clay
400			T.C.S.	S.S.	Lig. Brow.									T.C.S. Sandstone siltstone mudstone	1	1	0	0	0	0	0	0	0	2	2	0	1
															0												2
																											1
																											0
															3	0									3		
420															0	1									2		1
														430.5 -- Rose barite with dolomite crystals													
															3												
															1												
															0												
440																											0
																											1
460																											0
480															1	0											
500															0												
															1												1
															0												2
															1												0
															0												
520																1								1	1	1	
																										0	
																2											
540																										1	1
																1										0	0
														562.5 - 567.2													
560														"24" Fault		0											
									30						3					1							
															1					0							
																1											1
580															0												
600														TD 600													0

Newmont Gold Core Form

Hole# RS-D344-99
Logged by D.G. MacKerron
Date 5-22-99
Area
Coords
Az/Incl SSSE / +6
Total Depth 600
Contractor Longyear

Footage	% Rec	RQD	Litho: Formation	Litho: Rock type	Litho: Color	Au oz/st	Ag oz/st	Graphic	Structure: Attitudes	fault	breccia	vein	gouge	Comments	Alteration: Silic	argillic	clay	prop	Sericite	Chlorite		Met.: FEOX	CO3	Mineralogy: Sulfide	Pyrite	Marcasite	Calc/Dolo	Clay	BaSO4
			LBT	SPLAT	Green Gray									0-62.8 LBT SPLAT	0	1	0	0	0	1		0	0	0	1	1	0	1	0
																													1
																													2
																								2	2		2	2	
20																													
																								1	1		1		
40																													
																2													
60																													
				S.R.F.										62.8-80.4 S.R.F.	3	0				0									
																3													
															2	0											2	3	
80			TCS	SS.										80.4-107 T.C.S SANDSTONE	0	1													
100																													
			ALS	INT										107-111 MAFIC INTRUSIVE					1					2	2		1	1	
														111-259.5 A.L.S. SHALE, TUFF, MAFIC INTRUSIVE	1				0					1	1				
120																													
																								2	2				
																								1	1				
140																													
															0				1										
160															1				0										
																										3			
180														186.8-217.5 ASH TUFF												1			
																										2			
															0	1								2	2				
200																													

Newmont Gold Core Form

Hole# RS-0344-99 **Logged by** D.G. MacKenzie **Date** 5-22-99

Area _____ **Coords** _____

Az/Incl S 55 E / 46 **Total Depth** 600 **Contractor** Long year

Footage	% Rec	RQD	Formation	Rock type	Color	Au oz/st	Ag oz/st	Graphic	Attitudes	fault	breccia	vein	gouge	Comments	Silic	argillic	clay	prop	Sericite	Chlorite	FEOX	CO3	Sulfide	Pyrite	Marcasite	Calc/Dolo	Clay	B. Soil
			ALS	ASH										111-259.5 ALS. SHALE, TUFF, AND mafic Intrusive	0	1	0	0	0	0	0	0	0	2	2	0	2	0
220				Shale					20						1	0								1	1		1	
240														253-258.5 MAFIC INT 258.5-259.5 ALS 259.5-260.7 T.C.S. S.S in Fault 260.7-264.3 ALS BRECCIA																
260				MAFIC				+0+	60 80 80						0 3	1 0			1									
														264.3-307.7 T.C.S: SANDSTONE 267.7-269 [illegible] 275-279 Fracture zone with clay	0									2	2		2 1	
280																1 2 1												
300															1	0											2 1	
			ALS	SHALE										307.7-311.9 ALS INFRUSIT	3												2	
														311.9-600 T.C.S SANDSTONE	0	3											1	
320														Pyrrhotite throughout T.C.S.	2 0	1											2	1
															1 0												1	0
340																												
360															1 0													
380																												
400																												

Newmont Gold Core Form

Hole# RS-0344-97
Logged by D.G. Mackerron
Date 5-22-97
Area
Coords
Az/Incl S 55°E / +5
Total Depth 600
Contractor Longyear

Footage	% Rec	RQD	Litho: Formation	Litho: Rock type	Litho: Color	Au oz/st	Ag oz/st	Graphic	Structure: Attitudes	Structure: fault	Structure: breccia	Structure: vein	Structure: gouge	Comments	Alteration: Silic	Alteration: argillic	Alteration: clay	Alteration: prop	Alteration: Sericite	Alteration: Chlorite	Met.: FEOX	Met.: CO3	Met.: Sulfide	Mineralogy: Pyrite	Mineralogy: Marcasite	Mineralogy: Calc/Dolo	Mineralogy: Clay
400			T.C.S.	S.S.	Grey Brown									T.C.S. Sandstone	1	1	0	0	0	0	0	0	0	2	2	0	1
														siltstone mudstone	0												2
																											1
																											0
420															3	0									3		
															0	1									2		1
														430.5 -- Rose barite with dolomite crystals													
															3												
															1												
															0												
440																											0
460																											1
																											0
480															1	0											
500															0												
															1												1
															0												2
															1												0
															0												
520																1								1	1		
																										1	
																										0	
																2											
540																										1	1
																1										0	0
														562.5 - 567.2													
560																0											
														24" Fault	3					1							
									30						1					0							
																1											1
580															0												
600														TD 600													0

SP

SUBMITTAL FORM

American Assay Laboratories

Geochemical • Environmental • Metallurgical

Sparks Office
1500 Glendale Ave.
Nevada 89431
Box 11530
Reno, NV 89510
Telephone
(702) 356-0606
Fax
(702) 356-1413

Tucson Office
2775 E. Ganley
Tucson, AZ 85706
Telephone
(520) 294-8078
Fax
(520) 294-6352

Elko Office
2320 Last Chance Rd.
Nevada 89801
Box 2908
Elko, NV 89801
Telephone
(702) 738-9100
Fax
(702) 738-2594

Mazatlan Office
Telephone/Fax
011-52-69-170035

Other Offices
Lima, Peru
Santiago, Chile
Mendoza, Argentina

Company: Newmont Gold

Address: Winnemucca Office

City Winnemucca State NV Zip 89445

Telephone Number: ( ) Fax Number: ( )

Project Name: Rose bud Exploration Purchase Order Number:

Date Submitted: 5-25-99 Number of Samples: 90 +3 Pulps

RESULTS REPORTED IN: ppm [ ] ppb [ ] opt [ ]

SAMPLE IDENTIFICATION	TYPE	ELEMENTS REQUIRED
RS-D344-99	Core	* ROSE BUD MINE PROTOCOL
		Au, Ag
		AA 1-2 ICP + Se
		Composite as shown on attachment
STANDARDS: 101.5B, 163.0B	Pulp	No Ag Only
264.3		
RS-D344-99 G01-52 101.5 B		
RS-D344-99 G03-176 163.0 B		
RS-D344-99 G03-176 264.3 B		

PEEL HERE

COARSE REJECTS (Normally Discarded After 60 Days)

[ ] Return COD after analysis complete

PULPS (Normally Stored Free For One Month)

[ ] Discard after one month

[X] Return COD after one month

RESULTS AND INVOICES TO BE SENT TO:

Invoice to:

Charlotte Bullen
Winnemucca Office

Results to:

Hurt Allen Rose bud Min.
Winnemucca
Rusty Venne Newmont Winnemucca

Comments:

* USE ROSE BUD GOLD MINE SAMPLING PROTOCOL

CLIENT FILE COPY

RS-D344-99 **LAB COPY**

Depth From	To	Interval	Au	Ag	ICP	Composite Interval	Sample Number	Pulps
0	5	5	x	x			1	
5	9	4	x	x			2	
9	11.9	2.9	x	x			3	
11.9	13.9	2	x	x			4	
13.9	19	5.1	x	x	x	19	5	
19	21.5	2.5	x	x			6	
21.5	25	3.5	x	x			7	
25	29	4	x	x			8	
29	34	5	x	x			9	
34	39	5	x	x	x	20	10	
39	42.3	3.3	x	x			11	
42.3	45	2.7	x	x			12	
45	48	3	x	x			13	
48	53	5	x	x			14	
53	56.5	3.5	x	x			15	
56.5	60	3.5	x	x	x	21	16	
60	62.8	2.8	x	x			17	
62.8	64	1.2	x	x			18	
64	68	4	x	x			19	
68	69	1	x	x			20	
69	72	3	x	x			21	
72	76	4	x	x			22	
76	79	3	x	x			23	
79	80.4	1.4	x	x	x	20.4	24	
80.4	85	4.6	x	x			25	
85	89	4	x	x			26	
89	94	5	x	x			27	
94	99	5	x	x			28	
99	101.5	2.5	x	x	x	21.1	29	101.5B
101.5	105.7	4.2	x	x			30	
105.7	107	1.3	x	x	x	5.5	31	
107	111	4	x	x	x	4	32	
111	113.4	2.4	x	x			33	
113.4	116.4	3	x	x			34	
116.4	119	2.6	x	x			35	
119	122	3	x	x	x	11	36	
122	125.4	3.4	x	x			37	
125.4	128	2.6	x	x			38	
128	133.3	5.3	x	x			39	
133.3	137	3.7	x	x			40	
137	141	4	x	x	x	19	41	

141	144	3	x	x			41	
144	148.5	4.5	x	x			42	
148.5	152.5	4	x	x			43	
152.5	155.7	3.2	x	x			44	
155.7	159	3.3	x	x			45	
159	163	4	x	x	x	22	46	163.0B
163	165	2	x	x			47	
165	169	4	x	x			48	
169	171	2	x	x			49	
171	172	1	x	x			50	
172	175	3	x	x	x	12	51	
175	179	4	x	x			52	
179	181	2	x	x			53	
181	184	3	x	x			54	
184	186.8	2.8	x	x	x	11.8	55	
186.8	189	2.2	x	x			56	
189	193.5	4.5	x	x			57	
193.5	197.3	3.8	x	x			58	
197.3	200.4	3.1	x	x			59	
200.4	202.8	2.4	x	x			60	
202.8	206.1	3.3	x	x	x	19.3	61	
206.1	208.1	2	x	x			62	
208.1	212.5	4.4	x	x			63	
212.5	215.5	3	x	x			64	
215.5	217.5	2	x	x	x	11.4	65	
217.5	221	3.5	x	x			66	
221	224.5	3.5	x	x			67	
224.5	229	4.5	x	x			68	
229	234	5	x	x			69	
234	239	5	x	x	x	21.5	70	
239	244	5	x	x			71	
244	249	5	x	x			72	
249	253	4	x	x	x	14	73	
253	254.1	1.1	x	x			74	
254.1	258.5	4.4	x	x	x	5.5	75	
258.5	259.5	1	x	x			76	
259.5	260.7	1.2	x	x			77	
260.7	264.3	3.6	x	x	x	5.8	78	264.3B

264.3	267.7	3.4	x	x			79
267.7	269.5	1.8	x	x			80
269.5	272	2.5	x	x			81
272	275	3	x	x			82
275	279	4	x	x			83
279	284	5	x	x	x	19.7	84
284	289	5	x	x			85
289	292.4	3.4	x	x			86
292.4	296	3.6	x	x			87
296	299	3	x	x			88
299	302.5	3.5	x	x			89
302.5	305.5	3	x	x	x	21.5	90

SP

SUBMITTAL FORM

American Assay Laboratories

Geochemical • Environmental • Metallurgical

Sparks Office
1500 Glendale Ave.
Nevada 89431
Box 11530
Reno, NV 89510
Telephone
(702) 356-0606
Fax
(702) 356-1413

Tucson Office
2775 E. Ganley
Tucson, AZ 85706
Telephone
(520) 294-8078
Fax
(520) 294-6352

Elko Office
2320 Last Chance Rd.
Nevada 89801
Box 2908
Elko, NV 89801
Telephone
(702) 738-9100
Fax
(702) 738-2594

Mazatlan Office
Telephone/Fax
011-52-69-170035

Other Offices
Lima, Peru
Santiago, Chile
Mendoza, Argentina

Company: Newmont Gold

Address: Winnemucca Office

City Winnemucca State NV Zip 89445

Telephone Number: ( ) Fax Number: ( )

Project Name: Rosebud Exploration Purchase Order Number:

Date Submitted: 5-26-99 Number of Samples: 82 + 4 pulps

RESULTS REPORTED IN: ppm [ ] ppb [ ] opt [ ]

SAMPLE IDENTIFICATION	TYPE	ELEMENTS REQUIRED
RS-D344-99	Core	* Au Ag Rosebud Mine [redacted] Grade Control Protocol
		AA 1-2 ICP + Se
		composite as shown on attachment
Standard: 330.0B, 414.3B	Pulp	Au Ag only
509.1 B 567.2 B (No ICP)		
PEEL HERE RS-D344-99 G01-52 G01-52 414.3B	PEEL HERE RS-D344-99 G03-176 G03-176 567.2 B	PEEL HERE RS-D344-99 G03-176 G03-176 509.1 B PEEL HERE RS-D344-99 G01-52 G01-52 330.0 B

COARSE REJECTS (Normally Discarded After 60 Days)

[ ] Return COD after analysis complete

PULPS (Normally Stored Free For One Month)

[ ] Discard after one month

[X] Return COD after one month

RESULTS AND INVOICES TO BE SENT TO:

Invoice to:

Charlie Bill
Winnemucca Office

Results to:

Randy Vance Newmont Winnemucca
Kent Allen Rosebud Mine
Winnemucca

Comments:

* Use Rosebud Gold Mine Grade Control protocol [redacted]

CLIENT FILE COPY

RS-D344-99 **LAB COPY**

Depth From	Depth To	Interval	Au	Ag	ICP	Composite Interval	Sample Number	Pulps
305.5	307.7	2.2					1	
307.7	310	2.3	x	x			2	
310	311.9	1.9	x	x	x	6.4	3	
311.9	316.5	4.6	x	x			4	
316.5	319	2.5	x	x			5	
319	323	4	x	x			6	
323	325.4	2.4	x	x			7	
325.4	328	2.6	x	x			8	
328	330	2	x	x	x	18.1	9	330.0B
330	333	3	x	x			10	
333	336.5	3.5	x	x			11	
336.5	339	2.5	x	x			12	
339	343.9	4.9	x	x			13	
343.9	349	5.1	x	x			14	
349	352.2	3.2	x	x	x	22.2	15	
352.2	354.2	2	x	x			16	
354.2	359	4.8	x	x			17	
359	364	5	x	x			18	
364	369	5	x	x			19	
369	374	5	x	x	x	21.8	20	
374	379	5	x	x			21	
379	384.1	5.1	x	x			22	
384.1	389	4.9	x	x			23	
389	393.2	4.2	x	x			24	
393.2	396.3	3.1	x	x	x	22.3	25	
396.3	399	2.7	x	x			26	
399	401.5	2.5	x	x			27	
401.5	405.4	3.9	x	x			28	
405.4	409	3.6	x	x			29	
409	414.3	5.3	x	x	x	18	30	414.3B
414.3	416	1.7	x	x			31	
416	418	2	x	x			32	
418	422.7	4.7	x	x			33	
422.7	425.7	3	x	x			34	
425.7	426.8	1.1	x	x			35	
426.8	430.4	3.6	x	x			36	
430.4	431.5	1.1	x	x			37	
431.5	434	2.5	x	x	x	19.7	38	

434	439	5	x	x			39	
439	444	5	x	x			40	
444	449	5	x	x			41	
449	454	5	x	x	x	20	42	
454	459	5	x	x			43	
459	460.4	1.4	x	x			44	
460.4	464	3.6	x	x			45	
464	468.1	4.1	x	x			46	
468.1	472.3	4.2	x	x	x	18.3	47	
472.3	477.3	5	x	x			48	
477.3	480.8	3.5	x	x			49	
480.8	484	3.2	x	x			50	
484	488.9	4.9	x	x			51	
488.9	494	5.1	x	x	x	21.7	52	
494	495.3	1.3	x	x			53	
495.3	499	3.7	x	x			54	
499	504	5	x	x			55	
504	507.4	3.4	x	x			56	
507.4	509.1	1.7	x	x	x	15.1	57	509.1B
509.1	514	4.9	x	x			58	
514	516.7	2.7	x	x			59	
516.7	521.7	5	x	x	x	12.6	60	
521.7	526	4.3	x	x			61	
526	529.5	3.5	x	x			62	
529.5	534	4.5	x	x			63	
534	539	5	x	x			64	
539	544	5	x	x	x	22.3	65	
544	549	5	x	x			66	
549	554	5	x	x			67	
554	559	5	x	x			68	
559	562.5	3.5	x	x	x	18.5	69	
562.5	564	1.5	x	x			70	
564	565.4	1.4	x	x			71	
565.4	567.2	1.8	x	x	x	4.7	72	567.2B
567.2	571.2	4	x	x			73	
571.2	574	2.8	x	x			74	
574	576	2	x	x			75	
576	578.8	2.8	x	x			76	
578.8	580.5	1.7	x	x	x	13.3	77	
580.5	584	3.5	x	x			78	
584	589	5	x	x			79	
589	594	5	x	x			80	
594	597	3	x	x			81	
597	600	3	x	x	x	19.5	82	

American Assay Laboratories

INVOICE

Remit To: P.O. Box11530
Reno, Nevada 89510
Phone NO.: 702-356-0606
Fax No.: 702-356-1413

AMERICAN ASSAY LABORATORIES
1500 GLENDALE AVE.
SPARKS, NV 89431-5902

(702) 356-0606

INVOICE NO: SP 005357S-IN
INVOICE DATE: 06/17/99

INVOICE TO:
NEWMONT EXPLORATION LTD.
861 W. 6TH STREET
WINNEMUCCA NV 89445

NEWMONT EXPLORATION LTD.
861 W. 6TH STREET
WINNEMUCCA NV 89445

CUSTOMER P.O.	PROJECT	TERMS
RS-0344-99	ROSEBUD EXPLOR.	NET 30 - DUE IN U.S. DOLLARS

QUANTITY	DESCRIPTION	PRICE	AMOUNT
94	SAMPLES RECEIVED	.00	.00
3	NO PREPARATION REQUIRED	.00	.00
91	JAW CRUSHING CHARGE	2.60	236.60
91	COARSE MILLING CHARGE	6.00	546.00
91	SPLITTING CHARGE	2.40	218.40
91	FINE MILLING CHARGE	2.00	182.00
94	Au (1 A.T. FIRE ASSAY)	8.00	752.00
94	HYDROCHLORIC/NITRIC DIGESTION	2.00	188.00
94	Ag ANALYSES	1.00	94.00
24	Ag (ore grade) ANALYSES	5.00	120.00
90	COMPOSITE CHARGE	1.00	90.00
19	MULTI-ELEMENT ICP PACKAGE	9.80	186.20
19	Se ANALYSES	7.15	135.85

#192433

COPY

AMOUNT INVOICE	2,242.[illegible]
LESS DISCOUNT	324.[illegible]
FREIGHT	.00
INVOICE TOTAL	1,924.33

XAMERICAN ASSAY LABORATORIES

ANALYSIS REPORT SP053597

American Assay Laboratories

PO BOX 11530
RENO NV,USA
Ph.(775) 356-0606, Fax.(775) 356-1413

NEWMONT GOLD COMPANY

COPIES TO : C. BALLEW

: R. VANCE

:

:

CLIENT REFERENCE No: RS-D344-99 RECEIVED : 28 MAY 1999

No. SAMPLES : 86 REPORTED : 16 JUN 1999

MAIN SAMPLE TYPE : DRILL CORE

NEVADA LEGISLATIVE DISCLAIMER :-
The results of this assay were based solely upon the content of the sample submitted. Any decision to invest should be made only after the potential investment value of the claim or deposit has been determined based on the results of assays of multiple samples of geological materials collected by the prospective investor or by a qualified person selected by him and based on an evaluation of all engineering data which is available concerning any proposed project.

ANALYSIS	ANALYTICAL METHOD	QUALITY PARAMETER	UNIT	DETECTION
Au	FA30	15%	ppb	5
Au(R)	FA30	15%	ppb	5
Au(OZ)	FA30	15%	OPT	0.001
Au(RZ)	FA30	15%	OPT	0.001
Ag	D210	10%	ppm	0.5
Ag(OZ)	D210	10%	OPT	0.02

SIGNATORY : Leonard E. Mackedon B.S.

AMERICAN ASSAY LABORATORIES

ANALYSIS REPORT SP053597

American Assay Laboratories

CLIENT : NEWMONT GOLD COMPANY
PROJECT : ROSEBUD
REFERENCE : RS-D344-99

REPORTED : 16 JUN 1999

SAMPLES	Au FA30 ppb	Au(R) FA30 ppb	Au(OZ) FA30 OPT	Au(RZ) FA30 OPT	Ag D210 ppm	Ag(OZ) D210 OPT
RS-D344-99 305.5-307.7	1144		0.033		113.0	3.30
RS-D344-99 307.7-310.0	2668		0.078		75.9	2.21
RS-D344-99 310.0-311.9	1288		0.038		11.8	0.34
RS-D344-99 311.9-316.5	108		0.003		9.3	0.27
RS-D344-99 316.5-319.0	8365	8800	0.244	0.257	22.9	0.67
RS-D344-99 319-323	4048		0.118		16.9	0.49
RS-D344-99 323.0-325.4	6134		0.179		41.5	1.21
RS-D344-99 325.4-328.0	9420		0.275		19.1	0.56
RS-D344-99 328-330	14155		0.413		22.5	0.66
RS-D344-99 328-330B	12307		0.359		<0.5	<0.02
RS-D344-99 330-333	1994	2196	0.058	0.064	6.3	0.18
RS-D344-99 333.0-336.5	3612		0.105		13.6	0.40
RS-D344-99 336.5-339.0	1356		0.040		3.3	0.10
RS-D344-99 339.0-343.9	1720		0.050		5.6	0.16
RS-D344-99 343.9-349.0	542		0.016		3.6	0.11
RS-D344-99 349.0-352.2	572		0.017		3.5	0.10
RS-D344-99 352.2-354.2	3803		0.111		41.3	1.20
RS-D344-99 354.2-359.0	3050		0.089		4.3	0.13
RS-D344-99 359-364	150		0.004		2.2	0.06
RS-D344-99 364-369	334		0.010		3.3	0.10
RS-D344-99 369-374	58		0.002		2.0	0.06
RS-D344-99 374-379	108		0.003		4.6	0.13
RS-D344-99 379.0-384.1	2590		0.076		10.9	0.32
RS-D344-99 384.1-389.0	422		0.012		2.9	0.08
RS-D344-99 389.0-393.2	62		0.002		3.2	0.09

$16500

AMERICAN ASSAY LABORATORIES

ANALYSIS REPORT SP053597

American Assay Laboratories

CLIENT : NEWMONT GOLD COMPANY
PROJECT : ROSEBUD
REFERENCE : RS-D344-99

REPORTED : 16 JUN 1999

SAMPLES	Au FA30 ppb	Au(R) FA30 ppb	Au(OZ) FA30 OPT	Au(RZ) FA30 OPT	Ag D210 ppm	Ag(OZ) D210 OPT
RS-D344-99 393.2-396.3	442		0.013		100.6	2.93
RS-D344-99 396.3-399.0	186		0.005		3.8	0.11
RS-D344-99 399.0-401.5	214		0.006		4.0	0.12
RS-D344-99 401.5-405.4	2164		0.063		53.1	1.55
RS-D344-99 405.4-409.0	232		0.007		3.6	0.11
RS-D344-99 409.0-414.3	38		0.001		1.9	0.06
RS-D344-99 409.0-414.3B	12307	11700	0.359	0.341	<0.5	<0.02
RS-D344-99 414.3-416.0	4228		0.123		4.6	0.13
RS-D344-99 416-418	6380		0.186		41.1	1.20
RS-D344-99 418.0-422.7	3402		0.099		13.7	0.40
RS-D344-99 422.7-425.7	1546		0.045		2.2	0.06
RS-D344-99 425.7-426.8	6350		0.185		3.9	0.11
RS-D344-99 426.8-430.4	998		0.029		3.1	0.09
RS-D344-99 430.4-431.5	16112	15800	0.470	0.461	23.2	0.68
RS-D344-99 431.5-434.0	2058		0.060		2.1	0.06
RS-D344-99 434-439	132		0.004		1.5	0.04
RS-D344-99 439-444	476		0.014		1.1	0.03
RS-D344-99 444-449	130		0.004		1.2	0.04
RS-D344-99 449-454	538		0.016		1.0	0.03
RS-D344-99 454-459	345		0.010		0.8	0.02
RS-D344-99 459.0-460.4	268	286	0.008	0.008	1.5	0.04
RS-D344-99 460.4-464.0	360		0.011		1.4	0.04
RS-D344-99 464.0-468.1	119		0.003		2.6	0.08
RS-D344-99 468.1-472.3	162		0.005		2.0	0.06
RS-D344-99 472.3-477.3	<5		<0.001		1.7	0.05

AMERICAN ASSAY LABORATORIES

ANALYSIS REPORT SP053597

American Assay Laboratories

CLIENT : NEWMONT GOLD COMPANY
PROJECT : ROSEBUD
REFERENCE : RS-D344-99

REPORTED : 16 JUN 1999

SAMPLES	Au FA30 ppb	Au(R) FA30 ppb	Au(OZ) FA30 OPT	Au(RZ) FA30 OPT	Ag D210 ppm	Ag(OZ) D210 OPT
RS-D344-99 477.3-480.8	<5		<0.001		1.0	0.03
RS-D344-99 480.8-484.0	762		0.022		41.0	1.20
RS-D344-99 484.0-488.9	1226		0.036		24.7	0.72
RS-D344-99 488.9-494.0	640		0.019		56.2	1.64
RS-D344-99 494.0-495.3	980		0.029		2.2	0.06
RS-D344-99 495.3-499.0	2250		0.066		22.9	0.67
RS-D344-99 499-504	284		0.008		23.5	0.69
RS-D344-99 504.0-507.4	978		0.029		11.4	0.33
RS-D344-99 507.4-509.1	24		<0.001		9.7	0.28
RS-D344-99 507.4-509.1B	6750	7108	0.197	0.207	0.6	<0.02
RS-D344-99 509.1-514.0	138		0.004		2.7	0.08
RS-D344-99 514.0-516.7	54		0.002		2.4	0.07
RS-D344-99 516.7-521.7	52		0.002		2.0	0.06
RS-D344-99 521.7-526.0	<5		<0.001		1.1	0.03
RS-D344-99 526.0-529.5	50		0.001		2.9	0.08
RS-D344-99 529.5-534.0	<5		<0.001		0.9	0.03
RS-D344-99 534-539	28		<0.001		1.9	0.06
RS-D344-99 539-544	248		0.007		2.3	0.07
RS-D344-99 544-549	108		0.003		0.8	0.02
RS-D344-99 549-554	8		<0.001		1.4	0.04
RS-D344-99 554-559	430		0.013		2.8	0.08
RS-D344-99 559.0-562.5	1090		0.032		2.7	0.08
RS-D344-99 562.5-564.0	3202		0.093		2.4	0.07
RS-D344-99 564.0-565.4	520		0.015		20.4	0.60
RS-D344-99 565.4-567.2	94		0.003		1.8	0.05

AMERICAN ASSAY LABORATORIES

ANALYSIS REPORT SP053597

American Assay Laboratories

CLIENT : NEWMONT GOLD COMPANY
PROJECT : ROSEBUD
REFERENCE : RS-D344-99

REPORTED : 16 JUN 1999

SAMPLES	Au FA30 ppb	Au(R) FA30 ppb	Au(OZ) FA30 OPT	Au(RZ) FA30 OPT	Ag D210 ppm	Ag(OZ) D210 OPT
RS-D344-99 565.4-567.2B	7283		0.212		0.6	<0.02
RS-D344-99 567.2-571.2	6		<0.001		1.8	0.05
RS-D344-99 571.2-574.0	10		<0.001		1.5	0.04
RS-D344-99 574-576	932		0.027		1.9	0.06
RS-D344-99 576.0-578.8	2434		0.071		2.7	0.08
RS-D344-99 578.8-580.5	<5		<0.001		1.0	0.03
RS-D344-99 580.5-584.0	<5		<0.001		1.8	0.05
RS-D344-99 584-589	<5		<0.001		2.1	0.06
RS-D344-99 589-594	<5		<0.001		1.3	0.04
RS-D344-99 594-597	<5		<0.001		1.5	0.04
RS-D344-99 597-600	<5		<0.001		1.9	0.06

AMERICAN ASSAY LABORATORIES

AAL 01-2 ICP PACKAGE DETECTION LIMITS

ELEMENT	Ag	Al	As	B	Ba	Bi	Ca	Cd	Co	Cr	Cu	Fe	Hg	K	La	Mg	Mn	Mo	Na	Ni	P	Pb	Sb	Se	Sr	Th	Ti	U	V	W	Zn
SAMPLES	ppm	%	ppm	ppm	ppm	ppm	%	ppm	ppm	ppm	ppm	%	ppb	%	ppm	%	ppm	ppm	%	ppm	%	ppm	ppm	ppm	ppm	ppm	%	ppm	ppm	ppm	ppm
	0.3	0.01	2	3	1	3	0.01	0.2	1	1	1	0.01	10	0.01	1	0.01	2	1	0.01	1	0.001	3	3	0.1	1	2	0.01	8	1	2	1

0.500 GRAMS OF PULP IS DIGESTED WITH HYDROCHLORIC AND NITRIC ACID AT 95 DEGREE CENTIGRADE FOR ONE HOUR.
DIGEST IS PARTIAL FOR B, Ba, Ca, Cr, Fe, La, Mg, Mn, Sr, Ti AND W.
DIGEST IS LIMITED FOR Al, K AND Na.

CLIENT:	*NEWMONT GOLD COMPANY*
CLIENT REF:	ROSEBUD EXPLORATION
AAL REF:	SP053597
METHOD:	AAL 01-2 + Se

AMERICAN ASSAY LABORATORIES
1500 GLENDALE AVE.
SPARKS, NV 89431
PHONE: (775) 356-0606
FAX: (775) 356-1413

ELEMENT	Ag	Al	As	B	Ba	Bi	Ca	Cd	Co	Cr	Cu	Fe	Hg	K	La	Mg	Mn	Mo	Na	Ni	P	Pb	Sb	Se	Sr	Th	Ti	U	V	W	Zn
SAMPLES	ppm	%	ppm	ppm	ppm	ppm	%	ppm	ppm	ppm	ppm	%	ppb	%	ppm	%	ppm	ppm	%	ppm	%	ppm	ppm	ppm	ppm	ppm	%	ppm	ppm	ppm	ppm
RS-D344-99 305.5-311.9	68.5	0.42	286	< 3	79	3	0.21	0.4	10	69	54	3.48	46	0.2	3	0.04	156	9	0.01	48	0.042	12	52	42.4	21	< 2	< .01	< 8	8	< 2	87
RS-D344-99 311.9-330.0	24	0.53	210	< 3	60	4	0.35	0.4	12	19	35	3.41	75	0.21	4	0.04	411	3	0.01	49	0.052	12	42	38.2	35	2	< .01	< 8	8	2	76
RS-D344-99 330.0-352.2	4.7	0.61	105	< 3	59	3	0.47	0.3	18	15	32	4.04	70	0.21	6	0.04	300	4	0.02	62	0.079	17	32	22.5	47	3	< .01	< 8	11	3	88
RS-D344-99 352.2-374.0	9.9	0.59	118	< 3	62	5	0.42	0.2	13	19	35	4.28	57	0.21	5	0.04	389	3	0.01	48	0.065	15	26	27.3	43	3	< .01	< 8	11	2	80
RS-D344-99 374.0-396.3	24.7	0.6	122	< 3	68	4	0.42	< .2	14	12	44	3.1	105	0.22	6	0.05	111	4	0.02	52	0.061	15	40	24.9	44	3	< .01	< 8	9	3	80
RS-D344-99 396.3-414.3	15.1	0.79	76	< 3	79	4	0.47	0.3	15	15	36	3.37	56	0.24	5	0.1	245	4	0.02	61	0.065	15	23	20.8	50	3	< .01	< 8	13	2	91
RS-D344-99 414.3-434.0	12.4	0.54	155	< 3	62	4	0.35	0.2	11	18	40	3.6	92	0.18	4	0.07	140	4	0.01	36	0.05	15	24	23.4	41	3	< .01	< 8	9	2	74
RS-D344-99 434-454	1.2	1.23	40	< 3	57	< 3	0.65	0.5	14	9	38	3.39	28	0.19	6	0.42	693	4	0.02	44	0.073	11	6	4.3	59	3	< .01	< 8	25	< 2	92
RS-D344-99 454.0-472.3	1.6	0.99	64	< 3	77	< 3	0.47	0.4	13	12	38	3.44	46	0.24	5	0.21	408	4	0.02	44	0.063	11	11	11.9	52	3	< .01	< 8	20	2	91
RS-D344-99 472.3-494.0	21.6	1.23	49	< 3	54	4	0.89	0.4	14	17	36	3.98	30	0.2	6	0.41	664	3	0.02	57	0.086	12	16	14.9	70	3	< .01	< 8	35	< 2	69
RS-D344-99 494.0-509.1	15.6	1.08	97	< 3	55	3	0.39	0.3	18	23	36	3.82	34	0.18	7	0.32	302	5	0.01	109	0.071	13	20	15.8	43	2	< .01	< 8	29	< 2	69
RS-D344-99 509.1-521.7	2.1	0.8	69	< 3	60	5	0.44	0.3	15	13	35	3.65	38	0.2	6	0.16	293	4	0.02	74	0.068	13	18	13.5	52	3	< .01	< 8	22	< 2	82
RS-D344-99 521.7-544.0	1.6	1.12	98	< 3	64	3	1.21	0.6	19	11	47	4.88	43	0.2	5	0.31	741	4	0.02	65	0.07	16	16	5.7	98	2	< .01	< 8	31	< 2	98
RS-D344-99 544.0-562.5	2	1.06	149	< 3	53	3	1.36	0.3	21	19	31	2.8	26	0.19	7	0.3	694	7	0.02	145	0.082	12	21	8.3	104	3	< .01	< 8	24	< 2	94
RS-D344-99 562.5-567.2	12.6	0.46	62	< 3	38	< 3	0.19	< .2	8	28	61	2.51	84	0.18	2	0.06	110	4	0.01	35	0.028	9	13	9.2	25	< 2	< .01	< 8	10	2	35
RS-D344-99 567.2-580.5	1.7	1.17	65	< 3	80	< 3	0.42	0.4	19	30	51	4.02	21	0.2	9	0.34	460	4	0.01	73	0.09	10	14	8.9	48	2	< .01	< 8	38	2	91
RS-D344-99 580.5-600.0	1.6	2.14	69	< 3	67	4	0.63	0.9	34	32	54	5.31	61	0.26	11	0.69	683	9	0.02	151	0.137	19	26	4.5	76	3	< .01	< 8	55	< 2	128
STANDARD C3/DS2	5.3	1.72	56	18	143	20	0.53	22.2	11	174	62	3.37	207	0.15	19	0.61	781	26	0.03	37	0.089	29	15	2.8	27	19	0.08	18	82	18	165
STANDARD G-2	< .3	1.02	< 2	< 3	238	< 3	0.64	< .2	4	85	3	2.05	< 5	0.5	8	0.63	544	3	0.1	8	0.099	< 3	< 3	0.2	77	4	0.12	< 8	41	3	43

American Assay Laboratories

INVOICE

Remit To: P.O. Box11530
Reno, Nevada 89510
Phone NO.: 702-356-0606
Fax No.: 702-356-1413

AMERICAN ASSAY LABORATORIES
1500 GLENDALE AVE.
SPARKS, NV 89431-5902

(702) 356-0606

INVOICE NO: SP 0053597-IN
INVOICE DATE: 06/17/99

INVOICE TO:
NEWMONT EXPLORATION LTD.
861 W. 6TH STREET
WINNEMUCCA NV 89445

NEWMONT EXPLORATION LTD.
861 W. 6TH STREET
WINNEMUCCA NV 89445

CUSTOMER P.O.	PROJECT	TERMS
RS-0344-99	ROSEBUD EXPLOR.	NET 30 - DUE IN U.S. DOLLARS

QUANTITY	DESCRIPTION	PRICE	AMOUNT
86	SAMPLES RECEIVED	.00	.00
4	NO PREPARATION REQUIRED	.00	.00
82	JAW CRUSHING CHARGE	2.60	213.20
82	COARSE MILLING CHARGE	6.00	492.00
82	SPLITTING CHARGE	2.40	196.80
82	FINE MILLING CHARGE	2.00	164.00
86	Au (1 A.T. FIRE ASSAY)	8.00	688.00
86	HYDROCHLORIC/NITRIC DIGESTION	2.00	172.00
86	Ag ANALYSES	1.00	86.00
5	Ag (ore grade) ANALYSES	5.00	25.00
82	COMPOSITE CHARGE	1.00	82.00
17	MULTI-ELEMENT ICP PACKAGE	9.80	166.60
17	Se ANALYSES	7.15	121.55

$1685.00

NET INVOICE	2,407.15
LESS DISCOUNT	722.15
FREIGHT	.00
INVOICE TOTAL	1,685.00

COPY

RS-D344-99

Depth From	To	Interval	Au	Ag	ICP	Composite Interval	Sample Number	Pulps
0	5	5	x	x			1	
5	9	4	x	x			2	
9	11.9	2.9	x	x			3	
11.9	13.9	2	x	x			4	
13.9	19	5.1	x	x	x	19	5	
19	21.5	2.5	x	x			6	
21.5	25	3.5	x	x			7	
25	29	4	x	x			8	
29	34	5	x	x			9	
34	39	5	x	x	x	20	10	
39	42.3	3.3	x	x			11	
42.3	45	2.7	x	x			12	
45	48	3	x	x			13	
48	53	5	x	x			14	
53	56.5	3.5	x	x			15	
56.5	60	3.5	x	x	x	21	16	
60	62.8	2.8	x	x			17	
62.8	64	1.2	x	x			18	
64	68	4	x	x			19	
68	69	1	x	x			20	
69	72	3	x	x			21	
72	76	4	x	x			22	
76	79	3	x	x			23	
79	80.4	1.4	x	x	x	20.4	24	
80.4	85	4.6	x	x			25	
85	89	4	x	x			26	
89	94	5	x	x			27	
94	99	5	x	x			28	
99	101.5	2.5	x	x	x	21.1	29	101.5B
101.5	105.7	4.2	x	x			30	
105.7	107	1.3	x	x	x	5.5	31	
107	111	4	x	x	x	4	32	
111	113.4	2.4	x	x			33	
113.4	116.4	3	x	x			34	
116.4	119	2.6	x	x			35	
119	122	3	x	x	x	11	36	
122	125.4	3.4	x	x			37	
125.4	128	2.6	x	x			38	
128	133.3	5.3	x	x			39	
133.3	137	3.7	x	x			40	
137	141	4	x	x	x	19	41	

141	144	3	x	x			41	
144	148.5	4.5	x	x			42	
148.5	152.5	4	x	x			43	
152.5	155.7	3.2	x	x			44	
155.7	159	3.3	x	x			45	
159	163	4	x	x	x	22	46	163.0B
163	165	2	x	x			47	
165	169	4	x	x			48	
169	171	2	x	x			49	
171	172	1	x	x			50	
172	175	3	x	x	x	12	51	
175	179	4	x	x			52	
179	181	2	x	x			53	
181	184	3	x	x			54	
184	186.8	2.8	x	x	x	11.8	55	
186.8	189	2.2	x	x			56	
189	193.5	4.5	x	x			57	
193.5	197.3	3.8	x	x			58	
197.3	200.4	3.1	x	x			59	
200.4	202.8	2.4	x	x			60	
202.8	206.1	3.3	x	x	x	19.3	61	
206.1	208.1	2	x	x			62	
208.1	212.5	4.4	x	x			63	
212.5	215.5	3	x	x			64	
215.5	217.5	2	x	x	x	11.4	65	
217.5	221	3.5	x	x			66	
221	224.5	3.5	x	x			67	
224.5	229	4.5	x	x			68	
229	234	5	x	x			69	
234	239	5	x	x	x	21.5	70	
239	244	5	x	x			71	
244	249	5	x	x			72	
249	253	4	x	x	x	14	73	
253	254.1	1.1	x	x			74	
254.1	258.5	4.4	x	x	x	5.5	75	
258.5	259.5	1	x	x			76	
259.5	260.7	1.2	x	x			77	
260.7	264.3	3.6	x	x	x	5.8	78	264.3B
264.3	267.7	3.4	x	x			79	
267.7	269.5	1.8	x	x			80	
269.5	272	2.5	x	x			81	
272	275	3	x	x			82	
275	279	4	x	x			83	
279	284	5	x	x	x	19.7	84	

284	289	5	x	x			85	
289	292.4	3.4	x	x			86	
292.4	296	3.6	x	x			87	
296	299	3	x	x			88	
299	302.5	3.5	x	x			89	
302.5	305.5	3	x	x	x	21.5	90	
305.5	307.7	2.2					91	
307.7	310	2.3	x	x			92	
310	311.9	1.9	x	x	x	6.4	93	
311.9	316.5	4.6	x	x			94	
316.5	319	2.5	x	x			95	
319	323	4	x	x			96	
323	325.4	2.4	x	x			97	
325.4	328	2.6	x	x			98	
328	330	2	x	x	x	18.1	99	330.0B
330	333	3	x	x			100	
333	336.5	3.5	x	x			101	
336.5	339	2.5	x	x			102	
339	343.9	4.9	x	x			103	
343.9	349	5.1	x	x			104	
349	352.2	3.2	x	x	x	22.2	105	
352.2	354.2	2	x	x			106	
354.2	359	4.8	x	x			107	
359	364	5	x	x			108	
364	369	5	x	x			109	
369	374	5	x	x	x	21.8	110	
374	379	5	x	x			111	
379	384.1	5.1	x	x			112	
384.1	389	4.9	x	x			113	
389	393.2	4.2	x	x			114	
393.2	396.3	3.1	x	x	x	22.3	115	
396.3	399	2.7	x	x			116	
399	401.5	2.5	x	x			117	
401.5	405.4	3.9	x	x			118	
405.4	409	3.6	x	x			119	
409	414.3	5.3	x	x	x	18	120	414.3B
414.3	416	1.7	x	x			121	
416	418	2	x	x			122	
418	422.7	4.7	x	x			123	
422.7	425.7	3	x	x			124	
425.7	426.8	1.1	x	x			125	
426.8	430.4	3.6	x	x			126	
430.4	431.5	1.1	x	x			127	
431.5	434	2.5	x	x	x	19.7	128	

							129	
							130	
434	439	5	x	x			131	
439	444	5	x	x			132	
444	449	5	x	x			133	
449	454	5	x	x	x	20	134	
454	459	5	x	x			135	
459	460.4	1.4	x	x			136	
460.4	464	3.6	x	x			137	
464	468.1	4.1	x	x			138	
468.1	472.3	4.2	x	x	x	18.3	139	
472.3	477.3	5	x	x			140	
477.3	480.8	3.5	x	x			141	
480.8	484	3.2	x	x			142	
484	488.9	4.9	x	x			143	
488.9	494	5.1	x	x	x	21.7	144	
494	495.3	1.3	x	x			145	
495.3	499	3.7	x	x			146	
499	504	5	x	x			147	
504	507.4	3.4	x	x			148	
507.4	509.1	1.7	x	x	x	15.1	149	509.1B
509.1	514	4.9	x	x			150	
514	516.7	2.7	x	x			151	
516.7	521.7	5	x	x	x	12.6	152	
521.7	526	4.3	x	x			153	
526	529.5	3.5	x	x			154	
529.5	534	4.5	x	x			155	
534	539	5	x	x			156	
539	544	5	x	x	x	22.3	157	
544	549	5	x	x			158	
549	554	5	x	x			159	
554	559	5	x	x			160	
559	562.5	3.5	x	x	x	18.5	161	
562.5	564	1.5	x	x			162	
564	565.4	1.4	x	x			163	
565.4	567.2	1.8	x	x	x	4.7	164	567.2B
567.2	571.2	4	x	x			165	
571.2	574	2.8	x	x			166	
574	576	2	x	x			167	
576	578.8	2.8	x	x			168	
578.8	580.5	1.7	x	x	x	13.3	169	

580.5	584	3.5	x	x			78
584	589	5	x	x			79
589	594	5	x	x			80
594	597	3	x	x			81
597	600	3	x	x	x	19.5	82

xAMERICAN ASSAY LABORATORIES
ANALYSIS REPORT SP053575

American Assay Laboratories

PO BOX 11530
RENO NV,USA
Ph.(775) 356-0606, Fax.(775) 356-1413

NEWMONT GOLD COMPANY

COPIES TO : C. BALLEW
: R. VANCE
:
:

CLIENT REFERENCE No: RS-D344-99 RECEIVED : 27 MAY 1999
No. SAMPLES : 94 REPORTED : 16 JUN 1999
MAIN SAMPLE TYPE : DRILL CORE

NEVADA LEGISLATIVE DISCLAIMER :-
The results of this assay were based solely upon the content of the sample submitted. Any decision to invest should be made only after the potential investment value of the claim or deposit has been determined based on the results of assays of multiple samples of geological materials collected by the prospective investor or by a qualified person selected by him and based on an evaluation of all engineering data which is available concerning any proposed project.

ANALYSIS	ANALYTICAL METHOD	QUALITY PARAMETER	UNIT	DETECTION
Au	FA30	15%	ppb	5
Au(R)	FA30	15%	ppb	5
Au(OZ)	FA30	15%	OPT	0.001
Au(RZ)	FA30	15%	OPT	0.001
Ag	D210	10%	ppm	0.5
Ag(OZ)	D210	10%	OPT	0.02

AMERICAN ASSAY LABORATORIES

ANALYSIS REPORT SP053575

American Assay Laboratories

CLIENT : NEWMONT GOLD COMPANY
PROJECT : ROSEBUD
REFERENCE : RS-D344-99

REPORTED : 16 JUN 1999

SAMPLES	Au FA30 ppb	Au(R) FA30 ppb	Au(OZ) FA30 OPT	Au(RZ) FA30 OPT	Ag D210 ppm	Ag(OZ) D210 OPT
RS-D344-99 0-5	154		0.004		0.5	<0.02
RS-D344-99 5-9	8720		0.254		15.6	0.46
RS-D344-99 9.0-11.9	40		0.001		1.7	0.05
RS-D344-99 11.9-13.9	124		0.004		4.3	0.13
RS-D344-99 13.9-19.0	116		0.003		3.9	0.11
RS-D344-99 19.0-21.5	40		0.001		3.0	0.09
RS-D344-99 21.5-25.0	50		0.001		1.8	0.05
RS-D344-99 25-29	77	72	0.002	0.002	1.6	0.05
RS-D344-99 29-34	3256		0.095		2.2	0.06
RS-D344-99 34-39	32		<0.001		10.1	0.29
RS-D344-99 39.0-42.3	48		0.001		1.9	0.06
RS-D344-99 42.3-45.0	84		0.002		1.6	0.05
RS-D344-99 45-48	372		0.011		18.2	0.53
RS-D344-99 48-53	136		0.004		2.1	0.06
RS-D344-99 53.0-56.5	34	34	<0.001	<0.001	1.9	0.06
RS-D344-99 56.5-60.0	36		0.001		1.6	0.05
RS-D344-99 60.0-62.8	104		0.003		2.2	0.06
RS-D344-99 62.8-64.0	6760		0.197		10.4	0.30
RS-D344-99 64-68	7800		0.228		39.9	1.16
RS-D344-99 68-69	2806		0.082		16.2	0.47
RS-D344-99 69-72	8720	8296	0.254	0.242	88.6	2.58
RS-D344-99 72-76	4844	4960	0.141	0.145	73.4	2.14
RS-D344-99 76-79	738		0.022		138.6	4.04
RS-D344-99 79.0-80.4	2144		0.063		132.3	3.86
RS-D344-99 80.4-85.0	1120		0.033		48.3	1.41

AMERICAN ASSAY LABORATORIES

ANALYSIS REPORT SP053575

American Assay Laboratories

CLIENT : NEWMONT GOLD COMPANY
PROJECT : ROSEBUD
REFERENCE : RS-D344-99

REPORTED : 16 JUN 1999

SAMPLES	Au FA30 ppb	Au(R) FA30 ppb	Au(OZ) FA30 OPT	Au(RZ) FA30 OPT	Ag D210 ppm	Ag(OZ) D210 OPT
RS-D344-99 85-89	422		0.012		6.1	0.18
RS-D344-99 89-94	2118		0.062		4.1	0.12
RS-D344-99 94-99	1690		0.049		8.3	0.24
RS-D344-99 99.0-101.5	948		0.028		21.1	0.62
RS-D344-99 99.0-101.5B	12300		0.359		<0.5	<0.02
RS-D344-99 101.5-105.7	5808	5580	0.169	0.163	27.3	0.80
RS-D344-99 105.7-107.0	102		0.003		3.3	0.10
RS-D344-99 107-111	238		0.007		5.3	0.15
RS-D344-99 111.0-113.4	150	164	0.004	0.005	4.8	0.14
RS-D344-99 113.4-116.4	52		0.002		2.1	0.06
RS-D344-99 116.4-119.0	144		0.004		3.8	0.11
RS-D344-99 119-122	274		0.008		21.0	0.61
RS-D344-99 122.0-125.4	232		0.007		27.9	0.81
RS-D344-99 125.4-128.0	542		0.016		48.1	1.40
RS-D344-99 128.0-133.3	120		0.004		16.3	0.48
RS-D344-99 133.3-137.0	210		0.006		148.3	4.33
RS-D344-99 137-141	230		0.007		264.5	7.72
RS-D344-99 141-144	62		0.002		18.0	0.53
RS-D344-99 144.0-148.5	154		0.004		24.0	0.70
RS-D344-99 148.5-152.5	116		0.003		57.5	1.68
RS-D344-99 152.5-155.7	134		0.004		7.4	0.22
RS-D344-99 155.7-159.0	106		0.003		27.1	0.79
RS-D344-99 159-163	78		0.002		11.2	0.33
RS-D344-99 159-163B	7000		0.204		0.7	0.02
RS-D344-99 163-165	136		0.004		57.1	1.67

AMERICAN ASSAY LABORATORIES

ANALYSIS REPORT SP053575

American Assay Laboratories

CLIENT : NEWMONT GOLD COMPANY
PROJECT : ROSEBUD
REFERENCE : RS-D344-99

REPORTED : 16 JUN 1999

SAMPLES	Au FA30 ppb	Au(R) FA30 ppb	Au(OZ) FA30 OPT	Au(RZ) FA30 OPT	Ag D210 ppm	Ag(OZ) D210 OPT
RS-D344-99 165-169	176		0.005		14.8	0.43
RS-D344-99 169-171	232		0.007		75.1	2.19
RS-D344-99 171-172	992		0.029		392.1	11.44
RS-D344-99 172-175	276		0.008		68.6	2.00
RS-D344-99 175-179	220		0.006		23.2	0.68
RS-D344-99 179-181	130		0.004		31.5	0.92
RS-D344-99 181-184	856		0.025		152.7	4.45
RS-D344-99 184.0-186.8	148		0.004		45.5	1.33
RS-D344-99 186.8-189.0	136		0.004		137.3	4.01
RS-D344-99 189.0-193.5	356		0.010		46.2	1.35
RS-D344-99 193.5-197.3	848	860	0.025	0.025	25.4	0.74
RS-D344-99 197.3-200.4	694		0.020		45.3	1.32
RS-D344-99 200.4-202.8	408		0.012		113.2	3.30
RS-D344-99 202.8-206.1	394		0.011		29.3	0.85
RS-D344-99 206.1-208.1	1712	1798	0.050	0.052	204.6	5.97
RS-D344-99 208.1-212.5	216		0.006		6.3	0.18
RS-D344-99 212.5-215.5	812		0.024		1744.9	50.90
RS-D344-99 215.5-217.5	176		0.005		97.6	2.85
RS-D344-99 217.5-221.0	52		0.002		11.0	0.32
RS-D344-99 221.0-224.5	150		0.004		8.8	0.26
RS-D344-99 224.5-229.0	128		0.004		7.6	0.22
RS-D344-99 229-234	350		0.010		22.2	0.65
RS-D344-99 234-239	260	264	0.008	0.008	10.8	0.32
RS-D344-99 239-244	80		0.002		6.8	0.20
RS-D344-99 244-249	218		0.006		37.6	1.10

AMERICAN ASSAY LABORATORIES

ANALYSIS REPORT SP053575

American Assay Laboratories

CLIENT : NEWMONT GOLD COMPANY
PROJECT : ROSEBUD
REFERENCE : RS-D344-99

REPORTED : 16 JUN 1999

SAMPLES	Au FA30 ppb	Au(R) FA30 ppb	Au(OZ) FA30 OPT	Au(RZ) FA30 OPT	Ag D210 ppm	Ag(OZ) D210 OPT
RS-D344-99 249-253	428		0.012		47.2	1.38
RS-D344-99 253.0-254.1	234		0.007		7.5	0.22
RS-D344-99 254.1-258.5	7460		0.218		21.9	0.64
RS-D344-99 258.5-259.5	1680		0.049		40.2	1.17
RS-D344-99 259.5-260.7	2574		0.075		462.3	13.49
RS-D344-99 260.7-264.3	866		0.025		133.8	3.90
RS-D344-99 260.7-264.3B	6722		~~0.196~~		0.7	0.02
RS-D344-99 264.3-267.7	6322		0.184		237.8	6.94
RS-D344-99 267.7-269.5	1570		0.046		175.4	5.12
RS-D344-99 269.5-272.0	422		0.012		248.8	7.26
RS-D344-99 272-275	1220		0.036		8.0	0.23
RS-D344-99 275-279	310		0.009		14.3	0.42
RS-D344-99 279-284	202		0.006		13.4	0.39
RS-D344-99 284-289	4002		0.117		15.3	0.45
RS-D344-99 289.0-292.4	504		0.015		5.0	0.15
RS-D344-99 292.4-296.0	144		0.004		6.4	0.19
RS-D344-99 296-299	1868		0.054		639.7	18.66
RS-D344-99 299.0-302.5	3214	3040	0.094	0.089	16.0	0.47
RS-D344-99 302.5-305.5	4454	4146	0.130	0.121	103.2	3.01

xAMERICAN ASSAY LABORATORIES

ANALYSIS REPORT SP053597

American Assay Laboratories

PO BOX 11530
RENO NV,USA
Ph.(775) 356-0606, Fax.(775) 356-1413

NEWMONT GOLD COMPANY

COPIES TO : C. BALLEW

: R. VANCE

:

:

CLIENT REFERENCE No: RS-D344-99 RECEIVED : 28 MAY 1999

No. SAMPLES : 86 REPORTED : 16 JUN 1999

MAIN SAMPLE TYPE : DRILL CORE

NEVADA LEGISLATIVE DISCLAIMER :-
The results of this assay were based solely upon the content of the sample submitted. Any decision to invest should be made only after the potential investment value of the claim or deposit has been determined based on the results of assays of multiple samples of geological materials collected by the prospective investor or by a qualified person selected by him and based on an evaluation of all engineering data which is available concerning any proposed project.

ANALYSIS	ANALYTICAL METHOD	QUALITY PARAMETER	UNIT	DETECTION
Au	FA30	15%	ppb	5
Au(R)	FA30	15%	ppb	5
Au(OZ)	FA30	15%	OPT	0.001
Au(RZ)	FA30	15%	OPT	0.001
Ag	D210	10%	ppm	0.5
Ag(OZ)	D210	10%	OPT	0.02

SIGNATORY : Leonard E. Mackedon B.S.

AMERICAN ASSAY LABORATORIES

ANALYSIS REPORT SP053597

American Assay Laboratories

CLIENT : NEWMONT GOLD COMPANY
PROJECT : ROSEBUD
REFERENCE : RS-D344-99

REPORTED : 16 JUN 1999

SAMPLES	Au FA30 ppb	Au(R) FA30 ppb	Au(OZ) FA30 OPT	Au(RZ) FA30 OPT	Ag D210 ppm	Ag(OZ) D210 OPT
RS-D344-99 305.5-307.7	1144		0.033		113.0	3.30
RS-D344-99 307.7-310.0	2668		0.078		75.9	2.21
RS-D344-99 310.0-311.9	1288		0.038		11.8	0.34
RS-D344-99 311.9-316.5	108		0.003		9.3	0.27
RS-D344-99 316.5-319.0	8365	8800	0.244	0.257	22.9	0.67
RS-D344-99 319-323	4048		0.118		16.9	0.49
RS-D344-99 323.0-325.4	6134		0.179		41.5	1.21
RS-D344-99 325.4-328.0	9420		0.275		19.1	0.56
RS-D344-99 328-330	14155		0.413		22.5	0.66
RS-D344-99 328-330B	12307		0.359		<0.5	<0.02
RS-D344-99 330-333	1994	2196	0.058	0.064	6.3	0.18
RS-D344-99 333.0-336.5	3612		0.105		13.6	0.40
RS-D344-99 336.5-339.0	1356		0.040		3.3	0.10
RS-D344-99 339.0-343.9	1720		0.050		5.6	0.16
RS-D344-99 343.9-349.0	542		0.016		3.6	0.11
RS-D344-99 349.0-352.2	572		0.017		3.5	0.10
RS-D344-99 352.2-354.2	3803		0.111		41.3	1.20
RS-D344-99 354.2-359.0	3050		0.089		4.3	0.13
RS-D344-99 359-364	150		0.004		2.2	0.06
RS-D344-99 364-369	334		0.010		3.3	0.10
RS-D344-99 369-374	58		0.002		2.0	0.06
RS-D344-99 374-379	108		0.003		4.6	0.13
RS-D344-99 379.0-384.1	2590		0.076		10.9	0.32
RS-D344-99 384.1-389.0	422		0.012		2.9	0.08
RS-D344-99 389.0-393.2	62		0.002		3.2	0.09

AMERICAN ASSAY LABORATORIES

ANALYSIS REPORT SP053597

American Assay Laboratories

CLIENT : NEWMONT GOLD COMPANY
PROJECT : ROSEBUD
REFERENCE : RS-D344-99

REPORTED : 16 JUN 1999

SAMPLES	Au FA30 ppb	Au(R) FA30 ppb	Au(OZ) FA30 OPT	Au(RZ) FA30 OPT	Ag D210 ppm	Ag(OZ) D210 OPT
RS-D344-99 393.2-396.3	442		0.013		100.6	2.93
RS-D344-99 396.3-399.0	186		0.005		3.8	0.11
RS-D344-99 399.0-401.5	214		0.006		4.0	0.12
RS-D344-99 401.5-405.4	2164		0.063		53.1	1.55
RS-D344-99 405.4-409.0	232		0.007		3.6	0.11
RS-D344-99 409.0-414.3	38		0.001		1.9	0.06
RS-D344-99 409.0-414.3B	12307	11700	0.359	0.341	<0.5	<0.02
RS-D344-99 414.3-416.0	4228		0.123		4.6	0.13
RS-D344-99 416-418	6380		0.186		41.1	1.20
RS-D344-99 418.0-422.7	3402		0.099		13.7	0.40
RS-D344-99 422.7-425.7	1546		0.045		2.2	0.06
RS-D344-99 425.7-426.8	6350		0.185		3.9	0.11
RS-D344-99 426.8-430.4	998		0.029		3.1	0.09
RS-D344-99 430.4-431.5	16112	15800	0.470	0.461	23.2	0.68
RS-D344-99 431.5-434.0	2058		0.060		2.1	0.06
RS-D344-99 434-439	132		0.004		1.5	0.04
RS-D344-99 439-444	476		0.014		1.1	0.03
RS-D344-99 444-449	130		0.004		1.2	0.04
RS-D344-99 449-454	538		0.016		1.0	0.03
RS-D344-99 454-459	345		0.010		0.8	0.02
RS-D344-99 459.0-460.4	268	286	0.008	0.008	1.5	0.04
RS-D344-99 460.4-464.0	360		0.011		1.4	0.04
RS-D344-99 464.0-468.1	119		0.003		2.6	0.08
RS-D344-99 468.1-472.3	162		0.005		2.0	0.06
RS-D344-99 472.3-477.3	<5		<0.001		1.7	0.05

AMERICAN ASSAY LABORATORIES

ANALYSIS REPORT SP053597

American Assay Laboratories

CLIENT : NEWMONT GOLD COMPANY
PROJECT : ROSEBUD
REFERENCE : RS-D344-99

REPORTED : 16 JUN 1999

SAMPLES	Au FA30 ppb	Au(R) FA30 ppb	Au(OZ) FA30 OPT	Au(RZ) FA30 OPT	Ag D210 ppm	Ag(OZ) D210 OPT
RS-D344-99 477.3-480.8	<5		<0.001		1.0	0.03
RS-D344-99 480.8-484.0	762		0.022		41.0	1.20
RS-D344-99 484.0-488.9	1226		0.036		24.7	0.72
RS-D344-99 488.9-494.0	640		0.019		56.2	1.64
RS-D344-99 494.0-495.3	980		0.029		2.2	0.06
RS-D344-99 495.3-499.0	2250		0.066		22.9	0.67
RS-D344-99 499-504	284		0.008		23.5	0.69
RS-D344-99 504.0-507.4	978		0.029		11.4	0.33
RS-D344-99 507.4-509.1	24		<0.001		9.7	0.28
RS-D344-99 507.4-509.1B	6750	7108	0.197	0.207	0.6	<0.02
RS-D344-99 509.1-514.0	138		0.004		2.7	0.08
RS-D344-99 514.0-516.7	54		0.002		2.4	0.07
RS-D344-99 516.7-521.7	52		0.002		2.0	0.06
RS-D344-99 521.7-526.0	<5		<0.001		1.1	0.03
RS-D344-99 526.0-529.5	50		0.001		2.9	0.08
RS-D344-99 529.5-534.0	<5		<0.001		0.9	0.03
RS-D344-99 534-539	28		<0.001		1.9	0.06
RS-D344-99 539-544	248		0.007		2.3	0.07
RS-D344-99 544-549	108		0.003		0.8	0.02
RS-D344-99 549-554	8		<0.001		1.4	0.04
RS-D344-99 554-559	430		0.013		2.8	0.08
RS-D344-99 559.0-562.5	1090		0.032		2.7	0.08
RS-D344-99 562.5-564.0	3202		0.093		2.4	0.07
RS-D344-99 564.0-565.4	520		0.015		20.4	0.60
RS-D344-99 565.4-567.2	94		0.003		1.8	0.05

AMERICAN ASSAY LABORATORIES

ANALYSIS REPORT SP053597

American Assay Laboratories

CLIENT : NEWMONT GOLD COMPANY
PROJECT : ROSEBUD
REFERENCE : RS-D344-99

REPORTED : 16 JUN 1999

SAMPLES	Au FA30 ppb	Au(R) FA30 ppb	Au(OZ) FA30 OPT	Au(RZ) FA30 OPT	Ag D210 ppm	Ag(OZ) D210 OPT
RS-D344-99 565.4-567.2B	7283		0.212		0.6	<0.02
RS-D344-99 567.2-571.2	6		<0.001		1.8	0.05
RS-D344-99 571.2-574.0	10		<0.001		1.5	0.04
RS-D344-99 574-576	932		0.027		1.9	0.06
RS-D344-99 576.0-578.8	2434		0.071		2.7	0.08
RS-D344-99 578.8-580.5	<5		<0.001		1.0	0.03
RS-D344-99 580.5-584.0	<5		<0.001		1.8	0.05
RS-D344-99 584-589	<5		<0.001		2.1	0.06
RS-D344-99 589-594	<5		<0.001		1.3	0.04
RS-D344-99 594-597	<5		<0.001		1.5	0.04
RS-D344-99 597-600	<5		<0.001		1.9	0.06

AMERICAN ASSAY LABORATORIES

PROVISIONAL REPORT SP053597

PO BOX 11530
RENO NV,USA
Ph.(775) 356-0606, Fax.(775) 356-1413

NEWMONT GOLD COMPANY

REPORT TO : C. DALLEW
: R. VANCE
: K. ALLEN
:

CLIENT REFERENCE No: RS-D344-99 RECEIVED : 28 MAY 1999

No. SAMPLES : 86 REPORTED : 14 JUN 1999

MAIN SAMPLE TYPE : DRILL CORE

NEVADA LEGISLATIVE DISCLAIMER :-
The results of this assay were based solely upon the content of the sample submitted. Any decision to invest should be made only after the potential investment value of the claim or deposit has been determined based on the results of assays of multiple samples of geological materials collected by the prospective investor or by a qualified person selected by him and based on an evaluation of all engineering data which is available concerning any proposed project.

ANALYSIS	ANALYTICAL METHOD	QUALITY PARAMETER	UNIT	DETECTION
Au	FA30	15%	ppb	5
Au(R)	FA30	15%	ppb	5
Au(OZ)	FA30	15%	OPT	0.001
Au(RZ)	FA30	15%	OPT	0.001
Ag	D210	10%	ppm	0.5
Ag(OZ)	D210	10%	OPT	0.02

SIGNATORY : Leonard E. Mackedon B.S.

06/14/1999 09:26 7023561413 AMERICAN ASSAY LABS PAGE 01
7023561413

AMERICAN ASSAY LABORATORIES

PROVISIONAL REPORT SP053597

CLIENT : NEWMONT GOLD COMPANY
PROJECT : ROSEBUD
REFERENCE : RS-D344-99

REPORTED : 14 JUN 1999

SAMPLES	Au	Au(R)	Au(OZ)	Au(RZ)	Ag	Ag(OZ)
RS-D344-99 306.5 307.7	1144		0.033		113.0	3.30
RS-D344-99 307.7-310.0	2668		0.078		75.9	2.21
RS-D344-99 310.0-311.9	1288		0.038		11.8	0.34
RS-D344-99 311.9-316.5	108		0.003	316.5-330' = 13.5' @	9.3	0.27
RS-D344-99 316.5-319.0 2.5	8365	8800	0.244	0.257	22.9	0.67
RS-D344-99 319-323 4	4048		0.118		16.9	0.49
RS-D344-99 323.0-325.4 2.4	6134		[illegible]	0.226 Au	[illegible]	[illegible]
RS-D344-99 325.4-328.0 2.6	9420		0.275	0.65 Ag	19.1	0.56
RS-D344-99 328-330 2	14155		0.413		22.5	0.66
[illegible]	[illegible]		[illegible]		<0.5	<0.02
RS-D344-99 330-333	1994	2196	0.058	0.064	6.3	0.18
RS-D344-99 333.0-336.5	3612		0.105		13.6	0.40
RS-D344-99 336.5-339.0	1356		0.040		3.3	0.10
RS-D344-99 339.0-343.9	1720		0.050		5.6	0.16
RS-D344-99 343.9-349.0	542		0.016		3.6	0.11
RS-D344-99 349.0-352.2	572		0.017		3.5	0.10
RS-D344-99 352.2-354.2	3803		0.111		41.3	1.20
RS-D344-99 354.2-359.0	3050		0.089		4.3	0.13
RS-D344-99 359-364	150		0.004		2.2	0.06
RS-D344-99 364-369	334		0.010		3.3	0.10
RS-D344-99 369-374	58		0.002		2.0	0.06
RS-D344-99 374-379	108		0.003		4.6	0.13
RS-D344-99 379.0-384.1	2590		0.076		10.9	0.32
RS-D344-99 384.1-389.0	422		0.012		2.9	0.08
RS-D344-99 389.0-393.2	62		0.002		3.2	0.09

AMERICAN ASSAY LABORATORIES

PROVISIONAL REPORT SP053597

CLIENT : NEWMONT GOLD COMPANY
PROJECT : ROSEBUD
REFERENCE : RS-D344-99

REPORTED : 14 JUN 1999

SAMPLES	Au	Au(R)	Au(OZ)	Au(RZ)	Ag	Ag(OZ)
RS-D344-99 393.2-396.3	442		0.013		100.6	2.93
RS-D344-99 396.3-399.0	186		0.005		3.8	0.11
RS-D344-99 399.0-401.5	214		0.006		4.0	0.12
RS-D344-99 401.5-405.4	2164		0.063		53.1	1.55
RS-D344-99 405.4-409.0	232		0.007		3.6	0.11
RS-D344-99 409.0-414.3	38		0.001		1.9	0.06
RS-D344-99 409.0-414.3B	12307	11700	0.359	0.341	<0.5	<0.02
RS-D344-99 414.3-416.0	4228		0.123		4.6	0.13
RS-D344-99 416-418	6380		0.186		41.1	1.20
RS-D344-99 418.0-422.7	3402		0.099		13.7	0.40
RS-D344-99 422.7-425.7	1546		0.045		2.2	0.06
RS-D344-99 425.7-426.8	6350		0.185		3.9	0.11
RS-D344-99 426.8-430.4	998		0.029		3.1	0.09
RS-D344-99 430.4-431.5	16112	15800	0.470	0.461	23.2	0.68
RS-D344-99 431.5-434.0	2058		0.060		2.1	0.06
RS-D344-99 434-439	132		0.004		1.5	0.04
RS-D344-99 439-444	476		0.014		1.1	0.03
RS-D344-99 444-449	130		0.004		1.2	0.04
RS-D344-99 449-454	538		0.016		1.0	0.03
RS-D344-99 454-459	345		0.010		0.8	0.02
RS-D344-99 459.0-460.4	268	286	0.008	0.008	1.5	0.04
RS-D344-99 460.4-464.0	360		0.011		1.4	0.04
RS-D344-99 464.0-468.1	119		0.003		2.6	0.08
RS-D344-99 468.1-472.3	162		0.005		2.0	0.06
RS-D344-99 472.3-477.3	<5		<0.001		1.7	0.00

AMERICAN ASSAY LABORATORIES

PROVISIONAL REPORT SP053597

CLIENT : NEWMONT GOLD COMPANY
PROJECT : ROSEBUD
REFERENCE : RS-D344-99

REPORTED : 14 JUN 1999

SAMPLES	Au	Au(R)	Au(OZ)	Au(RZ)	Ag	Ag(OZ)
RS-D344-99 477.3-480.8	<5		<0.001		1.0	0.03
RS-D344-99 480.8-484.0	762		0.022		41.0	1.20
RS-D344-99 484.0-488.9	1226		0.036		24.7	0.72
RS-D344-99 488.9-494.0	640		0.019		56.2	1.64
RS-D344-99 494.0-495.3	[illegible]		0.070		[illegible]	[illegible]
RS-D344-99 495.3-499.0	2250		0.066		22.9	0.67
RS-D344-99 499-504	284		0.008		23.5	0.69
RS-D344-99 504.0-507.4	978		0.029		11.4	0.33
RS-D344-99 507.4-509.1	24		<0.001		9.7	0.28
RS-D344-99 507.4-509.1B	6750	7108	0.197	0.207	0.6	<0.02
RS-D344-99 509.1-514.0	138		0.004		2.7	0.08
RS-D344-99 514.0-516.7	54		0.002		2.4	0.07
RS-D344-99 516.7-521.7	52		0.002		2.0	0.06
RS-D344-99 521.7-526.0	<5		<0.001		1.1	0.03
RS-D344-99 526.0-529.5	50		0.001		2.9	0.08
RS-D344-99 529.5-534.0	<5		<0.001		0.9	0.03
RS-D344-99 534-539	28		<0.001		1.9	0.06
RS-D344-99 539-544	248		0.007		2.3	0.07
RS-D344-99 544-549	108		0.003		0.8	0.02
RS-D344-99 549-554	8		<0.001		1.4	0.04
RS-D344-99 554-559	430		0.013		2.8	0.08
RS-D344-99 559.0-562.5	1090		0.033		2.7	0.08
[illegible]	[illegible]		0.093		2.4	0.07
RS-D344-99 564.0-565.4	[illegible]		[illegible]		[illegible]	[illegible]
RS-D344-99 565.4-567.2	94		0.003		1.8	0.05

PROVISIONAL REPORT SP053597

CLIENT : NEWMONT GOLD COMPANY
PROJECT : ROSEBUD
REFERENCE : RS-D344-99

REPORTED : 14 JUN 1999

SAMPLES	Au	Au(R)	Au(OZ)	Au(RZ)	Ag	Ag(OZ)
RS-D344-99 565.4-567.2B	7283		0.212		0.6	<0.02
RS-D344-99 567.2-571.2	6		<0.001		1.8	0.05
RS-D344-99 571.2-574.0	10		<0.001		1.5	0.04
RS-D344-99 574-576	932		0.027		1.9	0.06
RS-D344-99 576.0-578.8	2434		0.071		2.7	0.08
RS-D344-99 578.8-580.5	<5		<0.001		1.0	0.03
RS-D344-99 580.5-584.0	<5		<0.001		1.8	0.05
RS-D344-99 584-589	<5		<0.001		2.1	0.06
RS-D344-99 589-594	<5		<0.001		1.3	0.04
RS-D344-99 594-597	<5		<0.001		1.5	0.04
RS-D344-99 597-600	<5		<0.001		1.9	0.06

AMERICAN ASSAY LABORATORIES

AAL 01-2 ICP PACKAGE DETECTION LIMITS

ELEMENT	Ag	Al	As	B	Ba	Bi	Ca	Cd	Co	Cr	Cu	Fe	Hg	K	La	Mg	Mn	Mo	Na	Ni	P	Pb	Sb	Se	Sr	Th	Ti	U	V	W	Zn
SAMPLES	ppm	%	ppm	ppm	ppm	ppm	%	ppm	ppm	ppm	ppm	%	ppb	%	ppm	%	ppm	ppm	%	ppm	%	ppm	ppm	ppm	ppm	ppm	%	ppm	ppm	ppm	ppm
	0.3	0.01	2	3	1	3	0.01	0.2	1	1	1	0.01	10	0.01	1	0.01	2	1	0.01	1	0.001	3	3	0.1	1	2	0.01	8	1	2	1

0.500 GRAMS OF PULP IS DIGESTED WITH HYDROCHLORIC AND NITRIC ACID AT 95 DEGREE CENTIGRADE FOR ONE HOUR.
DIGEST IS PARTIAL FOR B, Ba, Ca, Cr, Fe, La, Mg, Mn, Sr, Ti AND W.
DIGEST IS LIMITED FOR Al, K AND Na.

CLIENT:	*NEWMONT GOLD COMPANY*
CLIENT REF:	ROSEBUD EXPLORATION
AAL REF:	SP053597
METHOD:	AAL 01-2 + Se

AMERICAN ASSAY LABORATORIES
1500 GLENDALE AVE.
SPARKS, NV 89431
PHONE: (775) 356-0606
FAX: (775) 356-1413

ELEMENT SAMPLES	Ag ppm	Al %	As ppm	B ppm	Ba ppm	Bi ppm	Ca %	Cd ppm	Co ppm	Cr ppm	Cu ppm	Fe %	Hg ppb	K %	La ppm	Mg %	Mn ppm	Mo ppm	Na %	Ni ppm	P %	Pb ppm	Sb ppm	Se ppm	Sr ppm	Th ppm	Ti %	U ppm	V ppm	W ppm	Zn ppm
RS-D344-99 305.5-311.9	68.5	0.42	286	< 3	79	3	0.21	0.4	10	69	54	3.48	46	0.2	3	0.04	156	9	0.01	48	0.042	12	52	42.4	21	< 2	< .01	< 8	8	< 2	87
RS-D344-99 311.9-330.0	24	0.53	210	< 3	60	4	0.35	0.4	12	19	35	3.41	75	0.21	4	0.04	411	3	0.01	49	0.052	12	42	38.2	35	2	< .01	< 8	8	2	76
RS-D344-99 330.0-352.2	4.7	0.61	105	< 3	59	3	0.47	0.3	18	15	32	4.04	70	0.21	6	0.04	300	4	0.02	62	0.079	17	32	22.5	47	3	< .01	< 8	11	3	88
RS-D344-99 352.2-374.0	9.9	0.59	118	< 3	62	5	0.42	0.2	13	19	35	4.28	57	0.21	5	0.04	389	3	0.01	48	0.065	15	26	27.3	43	3	< .01	< 8	11	2	80
RS-D344-99 374.0-396.3	24.7	0.6	122	< 3	68	4	0.42	< .2	14	12	44	3.1	105	0.22	6	0.05	111	4	0.02	52	0.061	15	40	24.9	44	3	< .01	< 8	9	3	80
RS-D344-99 396.3-414.3	15.1	0.79	76	< 3	79	4	0.47	0.3	15	15	36	3.37	56	0.24	5	0.1	245	4	0.02	61	0.065	15	23	20.8	50	3	< .01	< 8	13	2	91
RS-D344-99 414.3-434.0	12.4	0.54	155	< 3	62	4	0.35	0.2	11	18	40	3.6	92	0.18	4	0.07	140	4	0.01	36	0.05	15	24	23.4	41	3	< .01	< 8	9	2	74
RS-D344-99 434-454	1.2	1.23	40	< 3	57	< 3	0.65	0.5	14	9	38	3.39	28	0.19	6	0.42	693	4	0.02	44	0.073	11	6	4.3	59	3	< .01	< 8	25	< 2	92
RS-D344-99 454.0-472.3	1.6	0.99	64	< 3	77	< 3	0.47	0.4	13	12	38	3.44	46	0.24	5	0.21	408	4	0.02	44	0.063	11	11	11.9	52	3	< .01	< 8	20	2	91
RS-D344-99 472.3-494.0	21.6	1.23	49	< 3	54	4	0.89	0.4	14	17	36	3.98	30	0.2	6	0.41	664	3	0.02	57	0.086	12	16	14.9	70	3	< .01	< 8	35	< 2	69
RS-D344-99 494.0-509.1	15.6	1.08	97	< 3	55	3	0.39	0.3	18	23	36	3.82	34	0.18	7	0.32	302	5	0.01	109	0.071	13	20	15.8	43	2	< .01	< 8	29	< 2	69
RS-D344-99 509.1-521.7	2.1	0.8	69	< 3	60	5	0.44	0.3	15	13	35	3.65	38	0.2	6	0.16	293	4	0.02	74	0.068	13	18	13.5	52	3	< .01	< 8	22	< 2	82
RS-D344-99 521.7-544.0	1.6	1.12	98	< 3	64	3	1.21	0.6	19	11	47	4.88	43	0.2	5	0.31	741	4	0.02	65	0.07	16	16	5.7	98	2	< .01	< 8	31	< 2	98
RS-D344-99 544.0-562.5	2	1.06	149	< 3	53	3	1.36	0.3	21	19	31	2.8	26	0.19	7	0.3	694	7	0.02	145	0.082	12	21	8.3	104	3	< .01	< 8	24	< 2	94
RS-D344-99 562.5-567.2	12.6	0.46	62	< 3	38	< 3	0.19	< .2	8	28	61	2.51	84	0.18	2	0.06	110	4	0.01	35	0.028	9	13	9.2	25	< 2	< .01	< 8	10	2	35
RS-D344-99 567.2-580.5	1.7	1.17	65	< 3	80	< 3	0.42	0.4	19	30	51	4.02	21	0.2	9	0.34	460	4	0.01	73	0.09	10	14	8.9	48	2	< .01	< 8	38	2	91
RS-D344-99 580.5-600.0	1.6	2.14	69	< 3	67	4	0.63	0.9	34	32	54	5.31	61	0.26	11	0.69	683	9	0.02	151	0.137	19	26	4.5	76	3	< .01	< 8	55	< 2	128
STANDARD C3/DS2	5.3	1.72	56	18	143	20	0.53	22.2	11	174	62	3.37	207	0.15	19	0.61	781	26	0.03	37	0.089	29	15	2.8	27	19	0.08	18	82	18	165
STANDARD G-2	< .3	1.02	< 2	< 3	238	< 3	0.64	< .2	4	85	3	2.05	< 5	0.5	8	0.63	544	3	0.1	8	0.099	< 3	< 3	0.2	77	4	0.12	< 8	41	3	43

CLIENT: *NEWMONT GOLD COMPANY*
CLIENT REF: ROSEBUD EXPLORATION
AAL REF: SP053575
METHOD: AAL 01-2 + Se

AMERICAN ASSAY LABORATORIES
1500 GLENDALE AVE
SPARKS, NV 89431
PHONE: (775) 356-0606
FAX: (775) 356-1413

ELEMENT / SAMPLES	Ag	Al	As	B	Ba	Bi	Ca	Cd	Co	Cr	Cu	Fe	Hg	K	La	Mg	Mn	Mo	Na	Ni	P	Pb	Sb	Se	Sr	Th	Ti	U	V	W	Zn
344	ppm	%	ppm	ppm	ppm	ppm	%	ppm	ppm	ppm	ppm	%	ppb	%	ppm	%	ppm	ppm	%	ppm	%	ppm	ppm	ppm	ppm	ppm	%	ppm	ppm	ppm	ppm
RS-[illegible]-99 00-19	2.2	0.72	44	3	43	< 3	0.66	0.4	4	19	10	2.34	6	0.27	12	0.06	228	3	0.01	4	0.053	8	7	10.3	77	2	< .01	< 8	3	< 2	59
RS-[illegible]-99 19-39	1.6	0.63	49	3	51	< 3	0.26	< .2	3	20	10	2.67	3	0.27	16	0.04	69	4	0.01	4	0.055	6	8	10.1	59	3	< .01	< 8	2	< 2	49
RS-[illegible]-99 39-60	1.4	0.53	52	< 3	42	< 3	0.16	< .2	3	13	5	3.01	7	0.25	12	0.03	42	2	0.01	4	0.025	6	10	11.7	126	3	< .01	< 8	2	< 2	72
RS-[illegible]-99 60.0-80.4	48.6	0.54	51	< 3	59	< 3	0.08	1.9	3	26	36	1.3	7	0.1	5	0.01	86	6	0.01	10	0.026	6	52	16.8	219	< 2	< .01	< 8	1	< 2	1734
RS-[illegible]-99 80.4-101.5	8.8	0.34	51	< 3	54	< 3	0.09	< .2	5	27	22	1.36	9	0.1	3	0.02	45	5	0.01	18	0.015	4	25	14.3	176	< 2	< .01	< 8	3	< 2	54
RS-[illegible]-99 101.5-107.0	3.7	0.23	58	< 3	56	< 3	0.05	0.4	5	34	22	1.32	5	0.08	2	0.01	47	4	< .01	21	0.005	5	12	13.3	155	< 2	< .01	< 8	4	< 2	60
RS-[illegible]-99 107-111	4.4	0.41	154	4	21	4	0.04	1.3	30	40	36	5.45	5	0.19	3	0.03	74	3	< .01	88	0.011	3	23	44.1	54	< 2	< .01	< 8	10	< 2	72
RS-[illegible]-99 111-122	4.2	0.39	101	< 3	28	< 3	0.03	4	13	35	44	2.71	3	0.17	4	0.02	47	1	< .01	54	0.005	3	18	28.3	43	< 2	< .01	< 8	12	< 2	393
RS-[illegible]-99 122-141	84.6	0.35	136	6	32	< 3	0.04	4.9	14	29	65	2.96	5	0.15	4	0.02	91	4	< .01	68	0.029	7	487	95.4	147	< 2	< .01	< 8	19	< 2	466
RS-[illegible]-99 141-163	20	0.4	101	3	82	< 3	0.08	4.5	9	31	52	2.29	3	0.18	6	0.03	63	7	0.01	61	0.025	7	95	26.9	58	2	< .01	< 8	21	< 2	374
RS-[illegible]-99 163-175	106.2	0.76	128	4	56	< 3	0.17	9.9	11	22	48	2.14	3	0.17	5	0.02	110	1	0.01	64	0.181	3	387	76.9	194	< 2	< .01	< 8	19	< 2	2302
RS-[illegible]-99 175.0-186.8	54.9	0.42	123	3	73	< 3	0.06	8.5	16	27	50	2.43	2	0.19	5	0.02	107	0	< .01	56	0.024	3	110	32.1	47	< 2	< .01	< 8	15	< 2	943
RS-[illegible]-99 186.8-206.1	57.9	0.46	176	< 3	341	< 3	0.18	0.6	2	19	7	0.8	3	0.16	8	0.03	37	4	0.01	8	0.005	3	87	19.4	27	2	< .01	< 8	1	< 2	76
RS-[illegible]-99 206.1-217.5	379.1	0.45	338	< 3	215	< 3	0.17	0.2	[illegible]	18	14	0.77	12	0.14	4	0.02	36	2	0.01	4	0.009	3	788	100.8	23	< 2	< .01	< 8	1	< 2	32
RS-[illegible]-99 217.5-239.0	10.2	0.39	133	4	112	< 3	0.08	3.5	4	24	26	1.94	3	0.19	4	0.03	39	4	< .01	50	0.029	8	46	19.3	19	2	< .01	< 8	11	< 2	370
RS-[illegible]-99 239-253	26.9	0.36	207	4	86	< 3	0.12	8.2	8	38	73	2.6	8	0.17	3	0.03	81	3	0.01	68	0.043	8	68	35.6	24	2	< .01	< 8	27	< 2	553
RS-[illegible]-99 253.0-258.5	13.6	0.64	705	4	79	< 3	0.25	0.6	24	61	54	3.92	8	0.21	4	0.07	92	5	0.01	98	0.09	3	49	36.4	31	< 2	< .01	< 8	13	< 2	72
RS-[illegible]-99 258.5-264.3	191.3	0.37	266	5	73	< 3	0.11	2.5	7	42	68	2.21	3	0.14	3	0.03	76	0	0.01	38	0.026	8	216	60.6	27	2	< .01	< 8	14	< 2	186
RS-[illegible]-99 264.3-284.0	108.7	0.63	281	3	64	< 3	0.32	0.4	15	21	30	3.3	[illegible]	0.19	3	0.05	31	6	0.01	41	0.046		147	50.5	74	3	< .01	< 8	10	2	247
RS-[illegible]-99 284.0-305.5	97.5	0.7	173	4	61	< 3	0.4	0.5	13	14	43	2.25	[illegible]	0.24	4	0.05	80	3	0.02	43	0.054		42	49.1	36	3	< .01	< 8	9	3	82
STANDARD C3/DS2	5.8	1.79	57	21	147	20	0.56	23.5	12	170	31	3.42	[illegible]	0.15	19	0.63	781	6	0.04	37	0.088		16	2.4	28	19	0.1	19	82	20	165
STANDARD G-2	< .3	1.08	< 2	3	230	< 3	0.67	< .2	4	79	3	2.02		0.49	7	0.61	526	1	0.14	8	0.093		< 3	0.2	82	4	0.14	< 8	40	3	40

CLIENT: *NEWMONT GOLD COMPANY*
CLIENT REF: ROSEBUD EXPLORATION
AAL REF: SP053597
METHOD: AAL 01-2 + Se

AMERICAN ASSAY LABORATORIES
1500 GLENDALE AVE.
SPARKS, NV 89431
PHONE: (775) 356-0606
FAX: (775) 356-1413

ELEMENT SAMPLES	Ag ppm	Al %	As ppm	B ppm	Ba ppm	Bi ppm	Ca %	Cd ppm	Co ppm	Cr ppm	Cu ppm	Fe %	Hg ppb	K %	La ppm	Mg %	Mn ppm	Mo ppm	Na %	Ni ppm	P %	Pb ppm	Sb ppm	Se ppm	Sr ppm	Th ppm	Ti %	U ppm	V ppm	W ppm	Zn ppm
RS-D344-99 305.5-311.9	68.5	0.42	28[illegible]	< 3	79	3	0.2[illegible]	[illegible]	10	69	54	3.48	46	0.2	3	0.04	156	9	0.01	48	0.042	12	52	42.4	21	< 2	< .01	< 8	8	< 2	87
RS-D344-99 311.9-330.0	24	0.53	21[illegible]	< 3	60	4	0.35	[illegible]	12	19	35	3.41	75	0.21	4	0.04	411	3	0.01	49	0.052	12	42	38.2	35	2	< .01	< 8	8	2	76
RS-D344-99 330.0-352.2	4.7	0.61	10[illegible]	< 3	59	3	0.4[illegible]	[illegible]	18	15	32	4.04	70	0.21	6	0.04	300	4	0.02	62	0.079	17	32	22.5	47	3	< .01	< 8	11	3	88
RS-D344-99 352.2-374.0	9.9	0.59	11[illegible]	< 3	62	5	0.42	[illegible]	13	19	35	4.28	57	0.21	5	0.04	389	3	0.01	48	0.065	15	26	27.3	43	3	< .01	< 8	11	2	80
RS-D344-99 374.0-396.3	24.7	0.6	12[illegible]	< 3	68	4	0.42	< [illegible]	14	12	44	3.1	105	0.22	6	0.05	111	4	0.02	52	0.061	15	40	24.9	44	3	< .01	< 8	9	3	80
RS-D344-99 396.3-414.3	15.1	0.79	7[illegible]	< 3	79	4	0.4[illegible]	[illegible]	15	15	36	3.37	56	0.24	5	0.1	245	4	0.02	61	0.065	15	23	20.8	50	3	< .01	< 8	13	2	91
RS-D344-99 414.3-434.0	12.4	0.54	15[illegible]	< 3	62	4	0.35	[illegible]	11	18	40	3.6	92	0.18	4	0.07	140	4	0.01	36	0.05	15	24	23.4	41	3	< .01	< 8	9	2	74
RS-D344-99 434-454	1.2	1.23	4[illegible]	< 3	57	< 3	0.65	[illegible]	14	9	38	3.39	28	0.19	6	0.42	693	4	0.02	44	0.073	11	6	4.3	59	3	< .01	< 8	25	< 2	92
RS-D344-99 454.0-472.3	1.6	0.99	6[illegible]	< 3	77	< 3	0.4[illegible]	[illegible]	13	12	38	3.44	46	0.24	5	0.21	408	4	0.02	44	0.063	11	11	11.9	52	3	< .01	< 8	20	2	91
RS-D344-99 472.3-494.0	21.6	1.23	4[illegible]	< 3	54	4	0.8[illegible]	[illegible]	14	17	36	3.98	30	0.2	6	0.41	664	3	0.02	57	0.086	12	16	14.9	70	3	< .01	< 8	35	< 2	69
RS-D344-99 494.0-509.1	16.6	1.08	9[illegible]	< 3	55	3	0.3[illegible]	[illegible]	18	23	36	3.82	34	0.18	7	0.32	302	5	0.01	109	0.071	13	20	15.8	43	2	< .01	< 8	29	< 2	69
RS-D344-99 509.1-521.7	2.1	0.8	6[illegible]	< 3	60	5	0.4[illegible]	[illegible]	15	13	35	3.65	38	0.2	6	0.16	293	4	0.02	74	0.068	13	18	13.5	52	3	< .01	< 8	22	< 2	82
RS-D344-99 521.7-544.0	1.6	1.12	9[illegible]	3	64	3	1.2	[illegible]	19	11	47	4.88	43	0.2	5	0.31	741	4	0.02	65	0.07	16	16	5.7	98	2	< .01	< 8	31	< 2	98
RS-D344-99 544.0-562.5	2	1.06	14[illegible]	3	53	3	1.3[illegible]	[illegible]	21	19	31	2.8	26	0.19	7	0.3	694	7	0.02	145	0.082	12	21	8.3	104	3	< .01	< 8	24	< 2	94
RS-D344-99 562.5-567.2	12.6	0.46	6[illegible]	3	38	< 3	0.1[illegible]	< [illegible]	8	28	61	2.51	84	0.18	2	0.06	110	4	0.01	35	0.028	9	13	9.2	25	< 2	< .01	< 8	10	2	35
RS-D344-99 567.2-580.5	1.7	1.17	6[illegible]	3	80	< 3	0.4[illegible]	[illegible]	19	30	51	4.02	21	0.2	9	0.34	460	4	0.01	73	0.09	10	14	8.9	48	2	< .01	< 8	38	2	91
RS-D344-99 580.5-600.0	1.6	2.14	6[illegible]	3	67	4	0.6[illegible]	[illegible]	34	32	54	5.31	61	0.26	11	0.69	683	9	0.02	151	0.137	19	26	4.5	76	3	< .01	< 8	56	< 2	128
STANDARD C3/DS2	5.3	1.72	56	[illegible]8	143	20	0.5[illegible]	22[illegible]	11	174	82	3.37	207	0.15	19	0.61	781	26	0.03	37	0.089	29	15	2.8	27	19	0.08	18	82	18	165
STANDARD G-2	< .3	1.02	< 2	3	238	< 3	0.6[illegible]	< [illegible]	4	85	3	2.05	< 5	0.5	8	0.63	544	3	0.1	8	0.099	< 3	< 3	0.2	77	4	0.12	< 8	41	3	43

AMERICAN ASSAY LABORATORIES

PROVISIONAL REPORT SP053575

PO BOX 11530
RENO NV,USA
Ph.(775) 356-0606, Fax.(775) 356-1413

NEWMONT GOLD COMPANY

COPIES TO : C. BALLEW
: R. VANCE
: K. ALLEN
:

CLIENT REFERENCE No: RS-D344-99 RECEIVED : 27 MAY 1999

NO. SAMPLES : 94 REPORTED : 7 JUN 1999

MAIN SAMPLE TYPE : DRILL CORE

NEVADA LEGISLATIVE DISCLAIMER :-
The results of this assay were based solely upon the content of the sample submitted. Any decision to invest should be made only after the potential investment value of the claim or deposit has been determined based on the results of assays of multiple samples of geological materials collected by the prospective investor or by a qualified person selected by him and based on an evaluation of all engineering data which is available concerning any proposed project.

ANALYSIS	ANALYTICAL METHOD	QUALITY PARAMETER	UNIT	DETECTION
Au	FA30	15%	ppb	5
Au(R)	FA30	15%	ppb	5
Au(OZ)	FA30	15%	OPT	0.001
Au(RZ)	FA30	15%	OPT	0.001
Ag	D210	10%	ppm	0.5
Ag(OZ)	D210	10%	OPT	0.02

SIGNATORY : Leonard E. Mackedon B.S.

AMERICAN ASSAY LABORATORIES

PROVISIONAL REPORT SP053575

CLIENT : NEWMONT GOLD COMPANY
PROJECT : ROSEBUD
REFERENCE : RS-D344-99

REPORTED : 7 JUN 1999

SAMPLES	Au	Au(R)	Au(OZ)	Au(RZ)	Ag	Ag(OZ)
RS-D344-99 0-5	154		0.004	NZ HW		
RS-D344-99 5-9	8720		0.254	4'		
RS-D344-99 9.0-11.9	40		0.001			
RS-D344-99 11.9-13.9	124		0.004			
RS-D344-99 13.9-19.0	116		0.003			
RS-D344-99 19.0-21.5	40		0.001			
RS-D344-99 21.5-25.0	50		0.001			
RS-D344-99 25-29	77	72	0.002	0.002		
RS-D344-99 29-34	3256		0.095			
RS-D344-99 34-39	32		<0.001			
RS-D344-99 39.0-42.3	48		0.001			
RS-D344-99 42.3-45.0	84		0.002			
RS-D344-99 45-48	372		0.011			
RS-D344-99 48-53	136		0.004			
RS-D344-99 53.0-56.5	34	34	<0.001	<0.001		
RS-D344-99 56.5-60.0	36		0.001			
RS-D344-99 60.0-62.8	104		0.003	62.8' - 72' 9.2'		
RS-D344-99 62.8-64.0 1.2'	6760		0.197			
RS-D344-99 64-68 4	7800		0.228	0.217 Au		
RS-D344-99 68-69 1	2806		0.082			
RS-D344-99 69-72 3	8720		0.254	SZF		
RS-D344-99 72-76	4844	4960	0.141	0.145		
RS-D344-99 76-79	738		0.022			
RS-D344-99 79.0-80.4	2144		0.063			
RS-D344-99 80.4-85.0	1120		0.033			

AMERICAN ASSAY LABORATORIES

PROVISIONAL REPORT SP053575

CLIENT : NEWMONT GOLD COMPANY
PROJECT : ROSEBUD
REFERENCE : RS-D344-99

REPORTED : 7 JUN 1999

SAMPLES	Au	Au(R)	Au(OZ)	Au(RZ)	Ag	Ag(OZ)
RS-D344-99 85-89	422		0.012			
RS-D344-99 89-94	2118		0.062			
RS-D344-99 94-99	1690		0.049			
RS-D344-99 99.0-101.5	948		0.028			
~~RS-D344-99 99.0-101.5B~~	~~12300~~		~~0.359~~			
RS-D344-99 101.5-105.7	5808	5580	0.169	0.163		
RS-D344-99 105.7-107.0	102		0.003			
RS-D344-99 107-111	238		0.007			
RS-D344-99 111.0-113.4	150	164	0.004	0.005		
RS-D344-99 113.4-116.4	52		0.002			
RS-D344-99 116.4-119.0	144		0.004			
RS-D344-99 119-122	274		0.008			
RS-D344-99 122.0-125.4	232		0.007			
RS-D344-99 125.4-128.0	542		0.016			
RS-D344-99 128.0-133.3	120		0.004			
RS-D344-99 133.3-137.0	210		0.006			
RS-D344-99 137-141	230		0.007			
RS-D344-99 141-144	62		0.002			
RS-D344-99 144.0-148.5	154		0.004			
RS-D344-99 148.5-152.5	116		0.003			
RS-D344-99 152.5-155.7	134		0.004			
RS-D344-99 155.7-159.0	106		0.003			
RS-D344-99 159-163	78		0.002			
~~RS-D344-99 159-163B~~	~~7000~~		~~0.204~~			
RS-D344-99 163-165	136		0.004			

TCS

4.2'

AMERICAN ASSAY LABORATORIES

PROVISIONAL REPORT SP053575

CLIENT : NEWMONT GOLD COMPANY
PROJECT : ROSEBUD
REFERENCE : RS-D344-99

REPORTED : 7 JUN 1999

SAMPLES	Au	Au(R)	Au(OZ)	Au(RZ)	Ag	Ag(OZ)
RS-D344-99 165-169	176		0.005			
RS-D344-99 169-171	232		0.007			
RS-D344-99 171-172	992		0.029			
RS-D344-99 172-175	276		0.008			
RS-D344-99 175-179	220		0.006			
RS-D344-99 179-181	130		0.004			
RS-D344-99 181-184	856		0.025			
RS-D344-99 184.0-186.8	148		0.004			
RS-D344-99 186.8-189.0	136		0.004			
RS-D344-99 189.0-193.5	356		0.010			
RS-D344-99 193.5-197.3	848	860	0.025	0.025		
RS-D344-99 197.3-200.4	694		0.020			
RS-D344-99 200.4-202.8	408		0.012			
RS-D344-99 202.8-206.1	394		0.011			
RS-D344-99 206.1-208.1	1712	1798	0.050	0.052		
RS-D344-99 208.1-212.5	216		0.006			
RS-D344-99 212.5-215.5	812		0.024			
RS-D344-99 215.5-217.5	176		0.005			
RS-D344-99 217.5-221.0	52		0.002			
RS-D344-99 221.0-224.5	150		0.004			
RS-D344-99 224.5-229.0	128		0.004			
RS-D344-99 229-234	350		0.010			
RS-D344-99 234-239	260	264	0.008	0.008		
RS-D344-99 239-244	80		0.002			
RS-D344-99 244-249	218		0.006			

AMERICAN ASSAY LABORATORIES

PROVISIONAL REPORT SP053575

CLIENT : NEWMONT GOLD COMPANY
PROJECT : ROSEBUD
REFERENCE : RS-D344-99

REPORTED : 7 JUN 1999

SAMPLES	Au	Au(R)	Au(OZ)	Au(RZ)	Ag	Ag(OZ)
RS-D344-99 249-253	428		0.012			
RS-D344-99 253.0-254.1	234		0.007			
RS-D344-99 254.1-258.5	7460		0.218	4.4'		
RS-D344-99 258.5-259.5	1680		0.049			
RS-D344-99 259.5-260.7	2574		0.075			
RS-D344-99 260.7-264.3	866		0.025			
~~RS-D344-99 260.7-264.3B~~	~~6722~~		~~0.196~~			
RS-D344-99 264.3-267.7	6322		0.184	3.4'		
RS-D344-99 267.7-269.5	1570		0.046			
RS-D344-99 269.5-272.0	422		0.012			
RS-D344-99 272-275	1220		0.036			
RS-D344-99 275-279	310		0.009			
RS-D344-99 279-284	202		0.006			
RS-D344-99 284-289	4002		0.117			
RS-D344-99 289.0-292.4	504		0.015			
RS-D344-99 292.4-296.0	144		0.004			
RS-D344-99 296-299	1868		0.054			
RS-D344-99 299.0-302.5	3214	3040	0.094	0.089		
RS-D344-99 302.5-305.5	4454	4146	0.130	0.121		

AMERICAN ASSAY LABORATORIES

PROVISIONAL REPORT SP053597

CLIENT : NEWMONT GOLD COMPANY
PROJECT : ROSEBUD
REFERENCE : RS-D344-99

REPORTED : 7 JUN 1999

SAMPLES	Au	Au(R)	Au(OZ)	Au(RZ)	Ag	Ag(OZ)
RS-D344-99 305.5-307.7	1144		0.033	11.5		
RS-D344-99 307.7-310.0	2668		0.078			
RS-D344-99 310.0-311.9	1288		0.038			
RS-D344-99 311.9-316.5	108		0.003	316.5' - 333' = 16.5'		
RS-D344-99 316.5-319.0 2.5	8365	8800	0.244	0.257		
RS-D344-99 319-323 4	4048		0.118		0.194 Au	
RS-D344-99 323.0-325.4 2.4	6134		0.179			
RS-D344-99 325.4-328.0 2.6	9420		0.275			
RS-D344-99 328-330 2	DTF		DTF			
~~RS-D344-99 328-330B~~	~~12307~~		~~0.359~~			
RS-D344-99 330-333	DTF		DTF			
RS-D344-99 333.0-336.5	3612		0.105			
RS-D344-99 336.5-339.0	1356		0.040			
RS-D344-99 339.0-343.9	1720		0.050			
RS-D344-99 343.9-349.0	542		0.016			
RS-D344-99 349.0-352.2	572		0.017			
RS-D344-99 352.2-354.2	3803		0.111			
RS-D344-99 354.2-359.0	3050		0.089			
RS-D344-99 359-364	150		0.004			
RS-D344-99 364-369	334		0.010			
RS-D344-99 369-374	58		0.002			
RS-D344-99 374-379	108		0.003			
RS-D344-99 379.0-384.1	2590		0.076			
RS-D344-99 384.1-389.0	422		0.012			
RS-D344-99 389.0-393.2	62		0.002			

AMERICAN ASSAY LABORATORIES

PROVISIONAL REPORT SP053597

CLIENT : NEWMONT GOLD COMPANY
PROJECT : ROSEBUD
REFERENCE : RS-D344-99

REPORTED : 7 JUN 1999

SAMPLES	Au	Au(R)	Au(OZ)	Au(RZ)	Ag	Ag(OZ)
RS-D344-99 393.2-396.3	442		0.013			
RS-D344-99 396.3-399.0	186		0.005			
RS-D344-99 399.0-401.5	214		0.006			
RS-D344-99 401.5-405.4	DTF		DTF			
RS-D344-99 405.4-409.0	232		0.007			
RS-D344-99 409.0-414.3	38		0.001			
~~RS-D344-99 409.0-414.3B~~	~~12307~~	~~11700~~	~~0.359~~	~~0.341~~		
RS-D344-99 414.3-416.0	4228		0.123			
RS-D344-99 416-418	6380		0.186	2'		
RS-D344-99 418.0-422.7	3402		0.099			
RS-D344-99 422.7-425.7	1546		0.045			
RS-D344-99 425.7-426.8	6350		0.185	1.1'		
RS-D344-99 426.8-430.4	998		0.029			
RS-D344-99 430.4-431.5	16112	15800	0.470	0.461	1.1'	
RS-D344-99 431.5-434.0	2058		0.060			
RS-D344-99 434-439	132		0.004			
RS-D344-99 439-444	476		0.014			
RS-D344-99 444-449	130		0.004			
RS-D344-99 449-454	538		0.016			
RS-D344-99 454-459	DTF		DTF			
RS-D344-99 459.0-460.4	268	286	0.008	0.008		
RS-D344-99 460.4-464.0	360		0.011			
RS-D344-99 464.0-468.1	119		0.003			
RS-D344-99 468.1-472.3	162		0.005			
RS-D344-99 472.3-477.3	<5		<0.001			

AMERICAN ASSAY LABORATORIES

PROVISIONAL REPORT SP053597

CLIENT : NEWMONT GOLD COMPANY
PROJECT : ROSEBUD
REFERENCE : RS-D344-99

REPORTED : 7 JUN 1999

SAMPLES	Au	Au(R)	Au(OZ)	Au(RZ)	Ag	Ag(OZ)
RS-D344-99 477.3-480.8	<5		<0.001			
RS-D344-99 480.8-484.0	762		0.022			
RS-D344-99 484.0-488.9	1226		0.036			
RS-D344-99 488.9-494.0	DTF		DTF			
RS-D344-99 494.0-495.3	980		0.029			
RS-D344-99 495.3-499.0	2250		0.066			
RS-D344-99 499-504	284		0.008			
RS-D344-99 504.0-507.4	978		0.029			
RS-D344-99 507.4-509.1	24		<0.001			
~~RS-D344-99 507.4-509.1B~~	~~6750~~	~~7108~~	~~0.197~~	~~0.207~~		
RS-D344-99 509.1-514.0	138		0.004			
RS-D344-99 514.0-516.7	54		0.002			
RS-D344-99 516.7-521.7	52		0.002			
RS-D344-99 521.7-526.0	<5		<0.001			
RS-D344-99 526.0-529.5	50		0.001			
RS-D344-99 529.5-534.0	<5		<0.001			
RS-D344-99 534-539	28		<0.001			
RS-D344-99 539-544	248		0.007			
RS-D344-99 544-549	108		0.003			
RS-D344-99 549-554	8		<0.001			
RS-D344-99 554-559	430		0.013			
RS-D344-99 559.0-562.5	1090		0.032			
RS-D344-99 562.5-564.0	3202		0.093			
RS-D344-99 564.0-565.4	520		0.015			
RS-D344-99 565.4-567.2	94		0.003			

AMERICAN ASSAY LABORATORIES

PROVISIONAL REPORT SP053597

CLIENT : NEWMONT GOLD COMPANY
PROJECT : ROSEBUD
REFERENCE : RS-D344-99

REPORTED : 7 JUN 1999

SAMPLES	Au	Au(R)	Au(OZ)	Au(RZ)	Ag	Ag(OZ)
~~RS-D344-99 565.4-567.2B~~	~~7283~~		~~0.212~~			
RS-D344-99 567.2-571.2	6		<0.001			
RS-D344-99 571.2-574.0	10		<0.001			
RS-D344-99 574-576	932		0.027			
RS-D344-99 576.0-578.8	2434		0.071			
RS-D344-99 578.8-580.5	<5		<0.001			
RS-D344-99 580.5-584.0	<5		<0.001			
RS-D344-99 584-589	<5		<0.001			
RS-D344-99 589-594	<5		<0.001			
RS-D344-99 594-597	<5		<0.001			
RS-D344-99 597-600	<5		<0.001			

AMERICAN ASSAY LABORATORIES

PROVISIONAL REPORT SP053575

PO BOX 11530
RENO NV.USA
Ph.(775) 356-0606. Fax.(775) 356-1413

NEWMONT GOLD COMPANY

COPIES TO : C. BALLEW
: R. VANCE
: K. ALLEN
:

CLIENT REFERENCE No: RS-D344-99 RECEIVED : 27 MAY 1999

No. SAMPLES : 94 REPORTED : 11 JUN 1999

MAIN SAMPLE TYPE : DRILL CORE

NEVADA LEGISLATIVE DISCLAIMER :-
The results of this assay were based solely upon the content of the sample submitted. Any decision to invest should be made only after the potential investment value of the claim or deposit has been determined based on the results of assays of multiple samples of geological materials collected by the prospective investor or by a qualified person selected by him and based on an evaluation of all engineering data which is available concerning any proposed project.

ANALYSIS	ANALYTICAL METHOD	QUALITY PARAMETER	UNIT	DETECTION
Au	FA30	15%	ppb	5
Au(R)	FA30	15%	ppb	5
Au(OZ)	FA30	15%	OPT	0.001
Au(RZ)	FA30	15%	OPT	0.001
Ag	D210	10%	ppm	0.5
Ag(OZ)	D210	10%	OPT	0.02

SIGNATORY : Leonard E. Mackedon B.S.

AMERICAN ASSAY LABORATORIES

PROVISIONAL REPORT SP053575

CLIENT : NEWMONT GOLD COMPANY
PROJECT : ROSEBUD
REFERENCE : RS-D344-99

REPORTED : 11 JUN 1999

SAMPLES	Au	Au(R)	Au(OZ)	Au(RZ)	Ag	Ag(OZ)
RS-D344-99 0-5	154		0.004		0.5	<0.02
RS-D344-99 5-9	8720		0.254		15.6	0.46
RS-D344-99 9.0-11.9	40		0.001		1.7	0.05
RS-D344-99 11.9-13.9	124		0.004		4.3	0.13
RS-D344-99 13.9-19.0	116		0.003		3.9	0.11
RS-D344-99 19.0-21.5	40		0.001		3.0	0.09
RS-D344-99 21.5-25.0	50		0.001		1.8	0.05
RS-D344-99 25-29	77	72	0.002	0.002	1.6	0.05
RS-D344-99 29-34	3256		0.095		2.2	0.06
RS-D344-99 34-39	32		<0.001		10.1	0.29
RS-D344-99 39.0-42.3	48		0.001		1.9	0.06
RS-D344-99 42.3-45.0	84		0.002		1.6	0.05
RS-D344-99 45-48	372		0.011		18.2	0.53
RS-D344-99 48-53	136		0.004		2.1	0.06
RS-D344-99 53.0-56.5	34	34	<0.001	<0.001	1.9	0.06
RS-D344-99 56.5-60.0	36		0.001	62.8-72'	1.6	0.05
RS-D344-99 60.0-62.8	104		0.003	-9.2'	2.2	0.06
RS-D344-99 62.8-64.0 1.2	6760		0.197		10.4	0.30
RS-D344-99 64-68 4	7800		0.228	0.217 Au	39.9	1.16
RS-D344-99 68-69 1	2806		0.082	1.44 Ag	16.2	0.47
RS-D344-99 69-72 3	8720	8296	0.254	0.242	88.6	2.58
RS-D344-99 72-76	4844	4960	0.141	0.145	73.4	2.14
RS-D344-99 76-79	738		0.022		138.6	4.04
RS-D344-99 79.0-80.4	2144		0.063		132.3	3.86
RS-D344-99 80.4-85.0	1120		0.033		48.3	1.41

AMERICAN ASSAY LABORATORIES

PROVISIONAL REPORT SP053575

CLIENT : NEWMONT GOLD COMPANY
PROJECT : ROSEBUD
REFERENCE : RS-D344-99

REPORTED : 11 JUN 1999

SAMPLES	Au	Au(R)	Au(OZ)	Au(RZ)	Ag	Ag(OZ)
RS-D344-99 85-89	422		0.012		6.1	0.18
RS-D344-99 89-94	2118		0.062		4.1	0.12
RS-D344-99 94-99	1690		0.049		8.3	0.24
RS-D344-99 99.0-101.5	948		0.028		21.1	0.62
RS-D344-99 99.0-101.5B	12300		0.359		<0.5	<0.02
RS-D344-99 101.5-105.7	5808	5580	0.169	0.163	27.3	0.80
RS-D344-99 105.7-107.0	102		0.003		3.3	0.10
RS-D344-99 107-111	238		0.007		5.3	0.15
RS-D344-99 111.0-113.4	150	164	0.004	0.005	4.8	0.14
RS-D344-99 113.4-116.4	52		0.002		2.1	0.06
RS-D344-99 116.4-119.0	144		0.004		3.8	0.11
RS-D344-99 119-122	274		0.008		21.0	0.61
RS-D344-99 122.0-125.4	232		0.007		27.9	0.81
RS-D344-99 125.4-128.0	542		0.016		48.1	1.40
RS-D344-99 128.0-133.3	120		0.004		16.3	0.48
RS-D344-99 133.3-137.0	210		0.006		148.3	4.33
RS-D344-99 137-141	230		0.007		264.5	7.72
RS-D344-99 141-144	62		0.002		18.0	0.53
RS-D344-99 144.0-148.5	154		0.004		24.0	0.70
RS-D344-99 148.5-152.5	116		0.003		57.5	1.68
RS-D344-99 152.5-155.7	134		0.004		7.4	0.22
RS-D344-99 155.7-159.0	106		0.003		27.1	0.79
RS-D344-99 159-163	78		0.002		11.2	0.33
RS-D344-99 159-163B	7000		0.204		0.7	0.02
RS-D344-99 163-165	136		0.004		57.1	1.67

AMERICAN ASSAY LABORATORIES

PROVISIONAL REPORT SP053575

CLIENT : NEWMONT GOLD COMPANY
PROJECT : ROSEBUD
REFERENCE : RS-D344-99

REPORTED : 11 JUN 1999

SAMPLES	Au	Au(R)	Au(OZ)	Au(RZ)	Ag	Ag(OZ)
RS-D344-99 165-169	176		0.005		14.8	0.43
RS-D344-99 169-171	232		0.007		75.1	2.19
RS-D344-99 171-172	992		0.029		392.1	11.44
RS-D344-99 172-175	276		0.008		68.6	2.00
RS-D344-99 175-179	220		0.006		23.2	0.68
RS-D344-99 179-181	130		0.004		31.5	0.92
RS-D344-99 181-184	856		0.025		152.7	4.45
RS-D344-99 184.0-186.8	148		0.004		45.5	1.33
RS-D344-99 186.8-189.0	136		0.004		137.3	4.01
RS-D344-99 189.0-193.5	356		0.010		46.2	1.35
RS-D344-99 193.5-197.3	848	860	0.025	0.025	25.4	0.74
RS-D344-99 197.3-200.4	694		0.020		45.3	1.32
RS-D344-99 200.4-202.8	408		0.012		113.2	3.30
RS-D344-99 202.8-206.1	394		0.011		29.3	0.85
RS-D344-99 206.1-208.1	1712	1798	0.050	0.052	204.6	5.97
RS-D344-99 208.1-212.5	216		0.006		6.3	0.18
RS-D344-99 212.5-215.5	812		0.024		1744.9	50.90
RS-D344-99 215.5-217.5	176		0.005		97.6	2.85
RS-D344-99 217.5-221.0	52		0.002		11.0	0.32
RS-D344-99 221.0-224.5	150		0.004		8.8	0.26
RS-D344-99 224.5-229.0	128		0.004		7.6	0.22
RS-D344-99 229-234	350		0.010		22.2	0.65
RS-D344-99 234-239	260	264	0.008	0.008	10.8	0.32
RS-D344-99 239-244	80		0.002		6.8	0.20
RS-D344-99 244-249	218		0.006		37.6	1.10

PROVISIONAL REPORT SP053575

CLIENT : NEWMONT GOLD COMPANY
PROJECT : ROSEBUD
REFERENCE : RS-D344-99

REPORTED : 11 JUN 1999

SAMPLES	Au	Au(R)	Au(OZ)	Au(RZ)	Ag	Ag(O
RS-D344-99 249-253	428		0.012		47.2	1.38
RS-D344-99 253.0-254.1	234		0.007		7.5	0.22
RS-D344-99 254.1-258.5	7460		0.218		21.9	0.64
RS-D344-99 258.5-259.5	1680		0.049		40.2	1.17
RS-D344-99 259.5-260.7	2574		0.075		462.3	13.49
RS-D344-99 260.7-264.3	866		0.025		133.8	3.90
RS-D344-99 260.7-264.3B	6722		0.196		0.7	0.02
RS-D344-99 264.3-267.7	6322		0.184		237.8	6.94
RS-D344-99 267.7-269.5	1570		0.046		175.4	5.12
RS-D344-99 269.5-272.0	422		0.012		248.8	7.26
RS-D344-99 272-275	1220		0.036		8.0	0.23
RS-D344-99 275-279	310		0.009		14.3	0.42
RS-D344-99 279-284	202		0.006		13.4	0.39
RS-D344-99 284-289	4002		0.117		15.3	0.45
RS-D344-99 289.0-292.4	504		0.015		5.0	0.15
RS-D344-99 292.4-296.0	144		0.004		6.4	0.19
RS-D344-99 296-299	1868		0.054		639.7	18.66
RS-D344-99 299.0-302.5	3214	3040	0.094	0.089	16.0	0.47
RS-D344-99 302.5-305.5	4454	4146	0.130	0.121	103.2	3.01

AMERICAN ASSAY LABORATORIES

AAL 01-2 ICP PACKAGE DETECTION LIMITS

ELEMENT	Ag	Al	As	B	Ba	Bi	Ca	Cd	Co	Cr	Cu	Fe	Hg	K	La	Mg	Mn	Mo	Na	Ni	P	Pb	Sb	Se	Sr	Th	Ti	U	V	W	Zn
SAMPLES	ppm	%	ppm	ppm	ppm	ppm	%	ppm	ppm	ppm	ppm	%	ppb	%	ppm	%	ppm	ppm	%	ppm	%	ppm	ppm	ppm	ppm	ppm	%	ppm	ppm	ppm	ppm
	0.3	0.01	2	3	1	3	0.01	0.2	1	1	1	0.01	10	0.01	1	0.01	2	1	0.01	1	0.001	3	3	0.1	1	2	0.01	8	1	2	1

0.500 GRAMS OF PULP IS DIGESTED WITH HYDROCHLORIC AND NITRIC ACID AT 95 DEGREE CENTIGRADE FOR ONE HOUR.
DIGEST IS PARTIAL FOR B, Ba, Ca, Cr, Fe, La, Mg, Mn, Sr, Ti AND W.
DIGEST IS LIMITED FOR Al, K AND Na.

CLIENT:	*NEWMONT GOLD COMPANY*
CLIENT REF:	ROSEBUD EXPLORATION
AAL REF:	SP053575
METHOD:	AAL 01-2 + Se

AMERICAN ASSAY LABORATORIES
1500 GLENDALE AVE.
SPARKS, NV 89431
PHONE: (775) 356-0606
FAX: (775) 356-1413

ELEMENT SAMPLES	Ag ppm	Al %	As ppm	B ppm	Ba ppm	Bi ppm	Ca %	Cd ppm	Co ppm	Cr ppm	Cu ppm	Fe %	Hg ppb	K %	La ppm	Mg %	Mn ppm	Mo ppm	Na %	Ni ppm	P %	Pb ppm	Sb ppm	Se ppm	Sr ppm	Th ppm	Ti %	U ppm	V ppm	W ppm	Zn ppm
RS-D344-99 00-19	2.2	0.72	44	3	43	< 3	0.66	0.4	4	19	10	2.34	166	0.27	12	0.06	228	3	0.01	4	0.053	18	7	10.3	77	2	< .01	< 8	3	< 2	59
RS-D344-99 19-39	1.6	0.63	49	3	51	< 3	0.26	< .2	3	20	10	2.57	93	0.27	16	0.04	69	4	0.01	4	0.055	16	8	10.1	59	3	< .01	< 8	2	< 2	49
RS-D344-99 39-60	1.4	0.53	52	< 3	42	< 3	0.16	< .2	3	13	5	3.01	87	0.25	12	0.03	42	2	0.01	4	0.025	16	10	11.7	126	3	< .01	< 8	2	< 2	72
RS-D344-99 60.0-80.4	48.6	0.54	51	< 3	59	< 3	0.08	1.9	3	26	36	1.3	677	0.1	5	0.01	86	6	0.01	10	0.026	6	52	16.8	219	< 2	< .01	< 8	1	< 2	1734
RS-D344-99 80.4-101.5	8.8	0.34	51	< 3	54	< 3	0.09	< .2	6	27	22	1.36	569	0.1	3	0.02	45	5	0.01	18	0.015	4	25	14.3	176	< 2	< .01	< 8	3	< 2	54
RS-D344-99 101.5-107.0	3.7	0.23	58	< 3	56	< 3	0.05	0.4	5	34	22	1.32	215	0.08	2	0.01	47	4	< .01	21	0.005	5	12	13.3	155	< 2	< .01	< 8	4	< 2	60
RS-D344-99 107-111	4.4	0.41	154	4	21	4	0.04	1.3	30	40	36	5.45	315	0.19	3	0.03	74	3	< .01	88	0.011	< 3	23	44.1	54	< 2	< .01	< 8	10	< 2	72
RS-D344-99 111-122	4.2	0.39	101	< 3	28	< 3	0.03	4	13	35	44	2.71	333	0.17	4	0.02	47	11	< .01	54	0.006	< 3	18	28.3	43	< 2	< .01	< 8	12	< 2	393
RS-D344-99 122-141	84.6	0.35	136	6	32	< 3	0.04	4.9	14	29	55	2.95	246	0.15	4	0.02	91	14	< .01	68	0.029	7	487	95.4	147	< 2	< .01	< 8	19	< 2	466
RS-D344-99 141-163	20	0.4	101	3	82	< 3	0.08	4.5	9	31	52	2.29	88	0.18	6	0.03	63	17	0.01	61	0.025	7	95	26.9	58	2	< .01	< 8	21	< 2	374
RS-D344-99 163-175	106.2	0.76	128	4	56	< 3	0.17	9.9	19	22	48	2.14	3540	0.17	5	0.02	110	21	0.01	64	0.181	8	387	76.9	194	< 2	< .01	< 8	19	< 2	2302
RS-D344-99 175.0-186.8	54.9	0.42	123	3	73	< 3	0.05	8.5	16	27	50	2.43	2195	0.19	5	0.02	107	20	< .01	56	0.024	9	110	32.1	47	< 2	< .01	< 8	15	< 2	943
RS-D344-99 186.8-206.1	57.9	0.46	176	< 3	341	< 3	0.18	0.6	2	19	7	0.6	253	0.16	8	0.03	37	4	0.01	8	0.005	16	87	19.4	27	2	< .01	< 8	1	< 2	76
RS-D344-99 206.1-217.5	379.1	0.45	338	< 3	215	< 3	0.17	0.2	1	18	14	0.77	1309	0.14	4	0.02	36	2	0.01	4	0.009	16	788	100.8	23	< 2	< .01	< 8	1	< 2	32
RS-D344-99 217.5-239.0	10.2	0.39	133	4	112	< 3	0.08	3.5	4	24	26	1.94	83	0.19	4	0.03	39	24	< .01	50	0.029	11	46	19.3	19	2	< .01	< 8	11	< 2	370
RS-D344-99 239-253	26.9	0.36	207	4	86	< 3	0.12	8.2	8	38	73	2.6	110	0.17	3	0.03	81	23	0.01	68	0.043	10	68	35.6	24	2	< .01	< 8	27	< 2	553
RS-D344-99 253.0-258.5	13.6	0.64	705	4	79	< 3	0.25	0.6	24	61	54	3.92	48	0.21	4	0.07	92	5	0.01	98	0.09	8	49	36.4	31	< 2	< .01	< 8	13	< 2	72
RS-D344-99 258.5-264.3	191.3	0.37	266	5	73	< 3	0.11	2.5	7	42	66	2.21	245	0.14	3	0.03	76	10	0.01	38	0.026	9	216	60.6	27	2	< .01	< 8	14	< 2	186
RS-D344-99 264.3-284.0	108.7	0.63	281	3	64	< 3	0.32	0.4	15	21	30	3.3	261	0.19	3	0.05	31	6	0.01	41	0.046	11	147	50.5	74	3	< .01	< 8	10	2	247
RS-D344-99 284.0-305.5	97.5	0.7	173	4	61	< 3	0.4	0.5	13	14	43	2.25	62	0.24	4	0.05	80	3	0.02	43	0.054	12	42	49.1	36	3	< .01	< 8	9	3	82
STANDARD C3/DS2	5.8	1.79	57	21	147	20	0.56	23.5	12	170	61	3.42	253	0.15	19	0.63	781	26	0.04	37	0.088	30	16	2.4	28	19	0.1	19	82	20	165
STANDARD G-2	< .3	1.08	< 2	3	230	< 3	0.67	< .2	4	79	3	2.02	9	0.49	7	0.61	526	1	0.14	8	0.093	< 3	< 3	0.2	82	4	0.14	< 8	40	3	40

SP

SUBMITTAL FORM

American Assay Laboratories

Geochemical • Environmental • Metallurgical

Sparks Office
1500 Glendale Ave.
Nevada 89431
Box 11530
Reno, NV 89510
Telephone
(702) 356-0606
Fax
(702) 356-1413

Tucson Office
2775 E. Ganley
Tucson, AZ 85706
Telephone
(520) 294-8078
Fax
(520) 294-6352

Elko Office
2320 Last Chance Rd.
Nevada 89801
Box 2908
Elko, NV 89801
Telephone
(702) 738-9100
Fax
(702) 738-2594

Mazatlan Office
Telephone/Fax
011-52-69-170035

Other Offices
Lima, Peru
Santiago, Chile
Mendoza, Argentina

Company: Newmont Gold

Address: Winnemucca Office

City Winnemucca State NV Zip 89445

Telephone Number: ( ) _____ Fax Number: ( ) _____

Project Name: Rose bud Exploration Purchase Order Number: _____

Date Submitted: 5-25-99 Number of Samples: 90 +3 Pulps

RESULTS REPORTED IN: ppm [ ] ppb [ ] opt [ ]

SAMPLE IDENTIFICATION	TYPE	ELEMENTS REQUIRED
RS-D344-99	core	* ROSE BUD MINE PROTOCOL
		Au, Ag
		AA 1-2 ICP + Se
		composite as shown on attachment
STANDARDS: 101.5B, 163.0B	Pulp	Au Ag Only
264.3		

PEEL HERE
RS-D344-99
G01 - 52
G01 - 52
101.5 B

PEEL HERE
RS-D344-99
G03 - 176
G03 - 176
163.0 B

PEEL HERE
RS-D344-99
G03 - 176
G03 - 176
264.3 B

COARSE REJECTS (Normally Discarded After 60 Days)

[ ] Return COD after analysis complete

PULPS (Normally Stored Free For One Month)

[ ] Discard after one month
[X] Return COD after one month

RESULTS AND INVOICES TO BE SENT TO:

Invoice to:

Charlotte Bullen
Winnemucca office

Results to:

Hurt Allen Rose bud Min.
Winnemucca
Rusty Venes - Newmont Winnemucca

Comments:

* USE ROSE BUD GOLD MINE SAMPLING PROTOCOL

CLIENT FILE COPY

RS-D344-99 **LAB COPY**

Depth From	To	Interval	Au	Ag	ICP	Composite Interval	Sample Number	Pulps
0	5	5	x	x			1	
5	9	4	x	x			2	
9	11.9	2.9	x	x			3	
11.9	13.9	2	x	x			4	
13.9	19	5.1	x	x	x	19	5	
19	21.5	2.5	x	x			6	
21.5	25	3.5	x	x			7	
25	29	4	x	x			8	
29	34	5	x	x			9	
34	39	5	x	x	x	20	10	
39	42.3	3.3	x	x			11	
42.3	45	2.7	x	x			12	
45	48	3	x	x			13	
48	53	5	x	x			14	
53	56.5	3.5	x	x			15	
56.5	60	3.5	x	x	x	21	16	
60	62.8	2.8	x	x			17	
62.8	64	1.2	x	x			18	
64	68	4	x	x			19	
68	69	1	x	x			20	
69	72	3	x	x			21	
72	76	4	x	x			22	
76	79	3	x	x			23	
79	80.4	1.4	x	x	x	20.4	24	
80.4	85	4.6	x	x			25	
85	89	4	x	x			26	
89	94	5	x	x			27	
94	99	5	x	x			28	
99	101.5	2.5	x	x	x	21.1	29	101.5B
101.5	105.7	4.2	x	x			30	
105.7	107	1.3	x	x	x	5.5	31	
107	111	4	x	x	x	4	32	
111	113.4	2.4	x	x			33	
113.4	116.4	3	x	x			34	
116.4	119	2.6	x	x			35	
119	122	3	x	x	x	11	36	
122	125.4	3.4	x	x			37	
125.4	128	2.6	x	x			38	
128	133.3	5.3	x	x			39	
133.3	137	3.7	x	x			40	
137	141	4	x	x	x	19	41	

141	144	3	x	x			41	
144	148.5	4.5	x	x			42	
148.5	152.5	4	x	x			43	
152.5	155.7	3.2	x	x			44	
155.7	159	3.3	x	x			45	
159	163	4	x	x	x	22	46	163.0B
163	165	2	x	x			47	
165	169	4	x	x			48	
169	171	2	x	x			49	
171	172	1	x	x			50	
172	175	3	x	x	x	12	51	
175	179	4	x	x			52	
179	181	2	x	x			53	
181	184	3	x	x			54	
184	186.8	2.8	x	x	x	11.8	55	
186.8	189	2.2	x	x			56	
189	193.5	4.5	x	x			57	
193.5	197.3	3.8	x	x			58	
197.3	200.4	3.1	x	x			59	
200.4	202.8	2.4	x	x			60	
202.8	206.1	3.3	x	x	x	19.3	61	
206.1	208.1	2	x	x			62	
208.1	212.5	4.4	x	x			63	
212.5	215.5	3	x	x			64	
215.5	217.5	2	x	x	x	11.4	65	
217.5	221	3.5	x	x			66	
221	224.5	3.5	x	x			67	
224.5	229	4.5	x	x			68	
229	234	5	x	x			69	
234	239	5	x	x	x	21.5	70	
239	244	5	x	x			71	
244	249	5	x	x			72	
249	253	4	x	x	x	14	73	
253	254.1	1.1	x	x			74	
254.1	258.5	4.4	x	x	x	5.5	75	
258.5	259.5	1	x	x			76	
259.5	260.7	1.2	x	x			77	
260.7	264.3	3.6	x	x	x	5.8	78	264.3B

264.3	267.7	3.4	x	x			79
267.7	269.5	1.8	x	x			80
269.5	272	2.5	x	x			81
272	275	3	x	x			82
275	279	4	x	x			83
279	284	5	x	x	x	19.7	84
284	289	5	x	x			85
289	292.4	3.4	x	x			86
292.4	296	3.6	x	x			87
296	299	3	x	x			88
299	302.5	3.5	x	x			89
302.5	305.5	3	x	x	x	21.5	90

SP

SUBMITTAL FORM

American Assay Laboratories

Geochemical • Environmental • Metallurgical

Sparks Office
1500 Glendale Ave.
Nevada 89431
Box 11530
Reno, NV 89510
Telephone
(702) 356-0606
Fax
(702) 356-1413

Tucson Office
2775 E. Ganley
Tucson, AZ 85706
Telephone
(520) 294-8078
Fax
(520) 294-6352

Elko Office
2320 Last Chance Rd.
Nevada 89801
Box 2908
Elko, NV 89801
Telephone
(702) 738-9100
Fax
(702) 738-2594

Mazatlan Office
Telephone/Fax
011-52-69-170035

Other Offices
Lima, Peru
Santiago, Chile
Mendoza, Argentina

Company: Newmont Gold

Address: Winnemucca Office

City Winnemucca State NV Zip 89445

Telephone Number: ( ) Fax Number: ( )

Project Name: Rosebud Exploration Purchase Order Number:

Date Submitted: 5-26-99 Number of Samples: 82 + 4 pulps

RESULTS REPORTED IN: ppm [ ] ppb [ ] opt [ ]

SAMPLE IDENTIFICATION	TYPE	ELEMENTS REQUIRED
RS-D344-99	Core	* Au Ag Rosebud Mine [redacted] Grade Control Protocol
		AA 1-2 ICP + Se
		composite as shown on attachment
Standards: 330.0B, 414.3B	Pulp	Au Ag only
509.1 B, 567.2 B (No ICP)		

PEEL HERE
RS-D344-99
G01 - 52
G01 - 52
414.3B

PEEL HERE
RS-D344-99
G03 - 176
G03 - 176
567.2 B

PEEL HERE
RS-D344-99
G03 - 176
G03 - 176
509.1 B

PEEL HERE
RS-D344-99
G01 - 52
G01 - 52
330.0 B

COARSE REJECTS (Normally Discarded After 60 Days)

[ ] Return COD after analysis complete

PULPS (Normally Stored Free For One Month)

[ ] Discard after one month
[X] Return COD after one month

RESULTS AND INVOICES TO BE SENT TO:

Invoice to:

Charlotte Bulle
Winnemucca Office

Results to:

Randy Vance Newmont Winnemucca
Kent Allen Rosebud Mine
Winnemucca

Comments:

* Use Rosebud Gold Mine Grade Control protocol
[redacted]

CLIENT FILE COPY

RS-D344-99 **LAB COPY**

Depth From	Depth To	Interval	Au	Ag	ICP	Composite Interval	Sample Number	Pulps
305.5	307.7	2.2					1	
307.7	310	2.3	x	x			2	
310	311.9	1.9	x	x	x	6.4	3	
311.9	316.5	4.6	x	x			4	
316.5	319	2.5	x	x			5	
319	323	4	x	x			6	
323	325.4	2.4	x	x			7	
325.4	328	2.6	x	x			8	
328	330	2	x	x	x	18.1	9	330.0B
330	333	3	x	x			10	
333	336.5	3.5	x	x			11	
336.5	339	2.5	x	x			12	
339	343.9	4.9	x	x			13	
343.9	349	5.1	x	x			14	
349	352.2	3.2	x	x	x	22.2	15	
352.2	354.2	2	x	x			16	
354.2	359	4.8	x	x			17	
359	364	5	x	x			18	
364	369	5	x	x			19	
369	374	5	x	x	x	21.8	20	
374	379	5	x	x			21	
379	384.1	5.1	x	x			22	
384.1	389	4.9	x	x			23	
389	393.2	4.2	x	x			24	
393.2	396.3	3.1	x	x	x	22.3	25	
396.3	399	2.7	x	x			26	
399	401.5	2.5	x	x			27	
401.5	405.4	3.9	x	x			28	
405.4	409	3.6	x	x			29	
409	414.3	5.3	x	x	x	18	30	414.3B
414.3	416	1.7	x	x			31	
416	418	2	x	x			32	
418	422.7	4.7	x	x			33	
422.7	425.7	3	x	x			34	
425.7	426.8	1.1	x	x			35	
426.8	430.4	3.6	x	x			36	
430.4	431.5	1.1	x	x			37	
431.5	434	2.5	x	x	x	19.7	38	

434	439	5	x	x			39	
439	444	5	x	x			40	
444	449	5	x	x			41	
449	454	5	x	x	x	20	42	
454	459	5	x	x			43	
459	460.4	1.4	x	x			44	
460.4	464	3.6	x	x			45	
464	468.1	4.1	x	x			46	
468.1	472.3	4.2	x	x	x	18.3	47	
472.3	477.3	5	x	x			48	
477.3	480.8	3.5	x	x			49	
480.8	484	3.2	x	x			50	
484	488.9	4.9	x	x			51	
488.9	494	5.1	x	x	x	21.7	52	
494	495.3	1.3	x	x			53	
495.3	499	3.7	x	x			54	
499	504	5	x	x			55	
504	507.4	3.4	x	x			56	
507.4	509.1	1.7	x	x	x	15.1	57	509.1B
509.1	514	4.9	x	x			58	
514	516.7	2.7	x	x			59	
516.7	521.7	5	x	x	x	12.6	60	
521.7	526	4.3	x	x			61	
526	529.5	3.5	x	x			62	
529.5	534	4.5	x	x			63	
534	539	5	x	x			64	
539	544	5	x	x	x	22.3	65	
544	549	5	x	x			66	
549	554	5	x	x			67	
554	559	5	x	x			68	
559	562.5	3.5	x	x	x	18.5	69	
562.5	564	1.5	x	x			70	
564	565.4	1.4	x	x			71	
565.4	567.2	1.8	x	x	x	4.7	72	567.2B
567.2	571.2	4	x	x			73	
571.2	574	2.8	x	x			74	
574	576	2	x	x			75	
576	578.8	2.8	x	x			76	
578.8	580.5	1.7	x	x	x	13.3	77	
580.5	584	3.5	x	x			78	
584	589	5	x	x			79	
589	594	5	x	x			80	
594	597	3	x	x			81	
597	600	3	x	x	x	19.5	82	

RS-D344-99

Depth From	To	Interval	Au	Ag	ICP	Composite Interval	Sample Number	Pulps
0	5	5	x	x			1	
5	9	4	x	x			2	
9	11.9	2.9	x	x			3	
11.9	13.9	2	x	x			4	
13.9	19	5.1	x	x	x	19	5	
19	21.5	2.5	x	x			6	
21.5	25	3.5	x	x			7	
25	29	4	x	x			8	
29	34	5	x	x			9	
34	39	5	x	x	x	20	10	
39	42.3	3.3	x	x			11	
42.3	45	2.7	x	x			12	
45	48	3	x	x			13	
48	53	5	x	x			14	
53	56.5	3.5	x	x			15	
56.5	60	3.5	x	x	x	21	16	
60	62.8	2.8	x	x			17	
62.8	64	1.2	x	x			18	
64	68	4	x	x			19	
68	69	1	x	x			20	
69	72	3	x	x			21	
72	76	4	x	x			22	
76	79	3	x	x			23	
79	80.4	1.4	x	x	x	20.4	24	
80.4	85	4.6	x	x			25	
85	89	4	x	x			26	
89	94	5	x	x			27	
94	99	5	x	x			28	
99	101.5	2.5	x	x	x	21.1	29	101.5B
101.5	105.7	4.2	x	x			30	
105.7	107	1.3	x	x	x	5.5	31	
107	111	4	x	x	x	4	32	
111	113.4	2.4	x	x			33	
113.4	116.4	3	x	x			34	
116.4	119	2.6	x	x			35	
119	122	3	x	x	x	11	36	
122	125.4	3.4	x	x			37	
125.4	128	2.6	x	x			38	
128	133.3	5.3	x	x			39	
133.3	137	3.7	x	x			40	
137	141	4	x	x	x	19	41	

141	144	3	x	x			41	
144	148.5	4.5	x	x			42	
148.5	152.5	4	x	x			43	
152.5	155.7	3.2	x	x			44	
155.7	159	3.3	x	x			45	
159	163	4	x	x	x	22	46	163.0B
163	165	2	x	x			47	
165	169	4	x	x			48	
169	171	2	x	x			49	
171	172	1	x	x			50	
172	175	3	x	x	x	12	51	
175	179	4	x	x			52	
179	181	2	x	x			53	
181	184	3	x	x			54	
184	186.8	2.8	x	x	x	11.8	55	
186.8	189	2.2	x	x			56	
189	193.5	4.5	x	x			57	
193.5	197.3	3.8	x	x			58	
197.3	200.4	3.1	x	x			59	
200.4	202.8	2.4	x	x			60	
202.8	206.1	3.3	x	x	x	19.3	61	
206.1	208.1	2	x	x			62	
208.1	212.5	4.4	x	x			63	
212.5	215.5	3	x	x			64	
215.5	217.5	2	x	x	x	11.4	65	
217.5	221	3.5	x	x			66	
221	224.5	3.5	x	x			67	
224.5	229	4.5	x	x			68	
229	234	5	x	x			69	
234	239	5	x	x	x	21.5	70	
239	244	5	x	x			71	
244	249	5	x	x			72	
249	253	4	x	x	x	14	73	
253	254.1	1.1	x	x			74	
254.1	258.5	4.4	x	x	x	5.5	75	
258.5	259.5	1	x	x			76	
259.5	260.7	1.2	x	x			77	
260.7	264.3	3.6	x	x	x	5.8	78	264.3B
264.3	267.7	3.4	x	x			79	
267.7	269.5	1.8	x	x			80	
269.5	272	2.5	x	x			81	
272	275	3	x	x			82	
275	279	4	x	x			83	
279	284	5	x	x	x	19.7	84	

284	289	5	x	x			85	
289	292.4	3.4	x	x			86	
292.4	296	3.6	x	x			87	
296	299	3	x	x			88	
299	302.5	3.5	x	x			89	
302.5	305.5	3	x	x	x	21.5	90	
305.5	307.7	2.2					91	
307.7	310	2.3	x	x			92	
310	311.9	1.9	x	x	x	6.4	93	
311.9	316.5	4.6	x	x			94	
316.5	319	2.5	x	x			95	
319	323	4	x	x			96	
323	325.4	2.4	x	x			97	
325.4	328	2.6	x	x			98	
328	330	2	x	x	x	18.1	99	330.0B
330	333	3	x	x			100	
333	336.5	3.5	x	x			101	
336.5	339	2.5	x	x			102	
339	343.9	4.9	x	x			103	
343.9	349	5.1	x	x			104	
349	352.2	3.2	x	x	x	22.2	105	
352.2	354.2	2	x	x			106	
354.2	359	4.8	x	x			107	
359	364	5	x	x			108	
364	369	5	x	x			109	
369	374	5	x	x	x	21.8	110	
374	379	5	x	x			111	
379	384.1	5.1	x	x			112	
384.1	389	4.9	x	x			113	
389	393.2	4.2	x	x			114	
393.2	396.3	3.1	x	x	x	22.3	115	
396.3	399	2.7	x	x			116	
399	401.5	2.5	x	x			117	
401.5	405.4	3.9	x	x			118	
405.4	409	3.6	x	x			119	
409	414.3	5.3	x	x	x	18	120	414.3B
414.3	416	1.7	x	x			121	
416	418	2	x	x			122	
418	422.7	4.7	x	x			123	
422.7	425.7	3	x	x			124	
425.7	426.8	1.1	x	x			125	
426.8	430.4	3.6	x	x			126	
430.4	431.5	1.1	x	x			127	
431.5	434	2.5	x	x	x	19.7	128	

							129	
							130	
434	439	5	x	x			131	
439	444	5	x	x			132	
444	449	5	x	x			133	
449	454	5	x	x	x	20	134	
454	459	5	x	x			135	
459	460.4	1.4	x	x			136	
460.4	464	3.6	x	x			137	
464	468.1	4.1	x	x			138	
468.1	472.3	4.2	x	x	x	18.3	139	
472.3	477.3	5	x	x			140	
477.3	480.8	3.5	x	x			141	
480.8	484	3.2	x	x			142	
484	488.9	4.9	x	x			143	
488.9	494	5.1	x	x	x	21.7	144	
494	495.3	1.3	x	x			145	
495.3	499	3.7	x	x			146	
499	504	5	x	x			147	
504	507.4	3.4	x	x			148	
507.4	509.1	1.7	x	x	x	15.1	149	509.1B
509.1	514	4.9	x	x			150	
514	516.7	2.7	x	x			151	
516.7	521.7	5	x	x	x	12.6	152	
521.7	526	4.3	x	x			153	
526	529.5	3.5	x	x			154	
529.5	534	4.5	x	x			155	
534	539	5	x	x			156	
539	544	5	x	x	x	22.3	157	
544	549	5	x	x			158	
549	554	5	x	x			159	
554	559	5	x	x			160	
559	562.5	3.5	x	x	x	18.5	161	
562.5	564	1.5	x	x			162	
564	565.4	1.4	x	x			163	
565.4	567.2	1.8	x	x	x	4.7	164	567.2B
567.2	571.2	4	x	x			165	
571.2	574	2.8	x	x			166	
574	576	2	x	x			167	
576	578.8	2.8	x	x			168	
578.8	580.5	1.7	x	x	x	13.3	169	

580.5	584	3.5	x	x			78
584	589	5	x	x			79
589	594	5	x	x			80
594	597	3	x	x			81
597	600	3	x	x	x	19.5	82

Down Hole Survey Data
RS-D344-99

Footage	Measured Bearing	Corrected Azimuth -15.66	Measured Inclination	Calculated Dip
50	73	122.7	96	6.0
200	75	120.7	96	6.0
400	76.5	119.2	95.8	5.8
600	76	119.7	95	5.0

NDHS7-6.CR5 07/07/99 13:43:38

Point	Northing	Easting	Elevation	Description
1	2,204,459.4030	482,047.8630	4,335.09	nbs2
2	2,204,447.8390	482,028.6020	4,336.95	
3	2,204,487.9690	482,082.8697	4,324.04	D358
4	2,204,533.9691	482,187.1994	4,324.18	D357
5	2,204,560.7399	482,231.2480	4,325.37	D344
6	2,204,561.3731	482,232.1784	4,325.90	D356

Down Hole Survey Data
RS-D344-99

Footage	Measured Bearing	Corrected Azimuth -15.66	Measured Inclination	Calculated Dip
50	73	122.7	96	6.0
200	75	120.7	96	6.0
400	76.5	119.2	95.8	5.8
600	76	119.7	95	5.0

NDHS7-6.CR5 07/07/99 13:43:38

Point	Northing	Easting	Elevation	Description
1	2,204,459.4030	482,047.8630	4,335.09	nbs2
2	2,204,447.8390	482,028.6020	4,336.95	
3	2,204,487.9690	482,082.8697	4,324.04	D358
4	2,204,533.9691	482,187.1994	4,324.18	D357
5	2,204,560.7399	482,231.2480	4,325.37	D344
6	2,204,561.3731	482,232.1784	4,325.90	D356

RSD-344-99
Box-38-is missing

Box 38 Missing

RS-D344-99
Thin Section

RS-D344-99
212.5

RS-D344-99
418
418

325.4
329'
D-10
RS-D344-99

316.5
319'
D-10
RS-D344-99

RS-D344-99
354.2

RS-D344-99
105.7
107
109
111

S-D344-99

99
RS-D344-99

19
.9
13.9

S-D344-99
111
109
114.5


S-D344-99
124
121

Thin Section
RS-D344-99
153.1
RS-D344-99
Thin section
152.5

134
RS-D344-99

RS-D344-99
172
174

Thin Section
484

Thin Section
193.5
199
RS-D344-99

RS-D344-99
Thin Section

RS-D344-99
430.4

431.5
RS-D344-99
430.4

RS-D344-99
109

RS-D344-99
209

171
175
RS-D344-99
172

RSD-344 -99 BOX 02
DEPTH 9.5 - 21.5
11.9
13.9
19

RSD-344 -99 BOX 01
DEPTH 0.0 - 9.5

RSD-344 -99 BOX 03
DEPTH 21.5 - 32.5
21.5
25
29


45
48.7
RSD-344 -99 BOX 05
DEPTH 42.5 - 53.0

34
39
42.3
RSD-344 -99 BOX 04
DEPTH 32.5 - 42.5


48.5
52
55
60
RSD-344 -99 BOX 06
DEPTH 53.0 - 61.5

RSD-344 -99 BOX08
DEPTH 72_5 - 80.5

RSD-344 -99 BOX07
DEPTH 61_5 - 72.0

RSD-344 -99 BOX09
DEPTH 80_5 - 89.0

RSD-344 -99 BOX11
DEPTH 99_0- 109.0
101.5
105.7
107
48.5

RSD-344 -99 BOX10
DEPTH 89_0- 99.0
94
99
48.5

RSD-344 -99 BOX12
DEPTH 109_0- 117.5
109
111
113.4
115.5
116.4
48.5

133.3
137
128
134
RSD-344 -99 BOX14
DEPTH 127.5 - 137.0

125.4
119
124
122
RSD-344 -99 BOX13
DEPTH 117.5 - 127.5


48.5
141
144
RSD-344 -99 BOX15
DEPTH 137.0 - 147.0


155.7
163
151
RSD-344 -99 BOX17
DEPTH 155.5 - 165.0

155
148.5
152.5
RSD-344 -99 BOX16
DEPTH 147.0 - 155.5

48.5
165
169
171
172
RSD-344 -99 BOX18
DEPTH 165.0 - 173.0


184
186.8
189
RSD-344 -99 BOX 20
DEPTH 182_0 - 192.0

175
179
181
RSD-344 -99 BOX19
DEPTH 173_0 - 182.0


193.5
197.3
198.4
200.4
RSD-344 -99 BOX 21
DEPTH 192_0 - 201.0

215.5
219
212.5
217.5
48.5
RSD-344 -99 BOX 23
DEPTH 210_0 - 219.0

208.1
209
202.8
206.2
48.5
RSD-344 -99 BOX 22
DEPTH 201_0 - 210.0

48.5
RSD-344 -99 BOX 24
DEPTH 219_0 - 229.0

RSD-344 -99 BOX 26
DEPTH 238.0 - 246.5


RSD-344 -99 BOX 25
DEPTH 229.0 - 238.0


RSD-344 -99 BOX 27
DEPTH 246.5 - 255.5

267.7
269
272
264.3
269.5
48.5
RSD-344 -99 BOX 29
DEPTH 265.0 - 273.5

259
258.5
260.7
259.5
48.5
RSD-344 -99 BOX 28
DEPTH 255.5 - 265.0

48.5
275
RSD-344 -99 BOX 30
DEPTH 273.5 - 283.0

302.5
290
297
RSD-344 -99 BOX 32
DEPTH 292.5 - 302.5

292.4
284
287
RSD-344 -99 BOX 31
DEPTH 283.0 - 292.5


305.5
307.7
310
311.9
308
RSD-344 -99 BOX 33
DEPTH 302.5 - 312.0


325.4
329
323
330
328
RSD-344-99 BOX 35
DEPTH 321_5 - 331.5

319
316.5
RSD-344-99 BOX 34
DEPTH 312_0 - 321.5

333
339.5
337
RSD-344-99 BOX 36
DEPTH 331_5 - 341.0

3523
3542
3557
48.5
RSD-344 -99 BOX 38
DEPTH 351_0 - 360.0

3523
3542
3557
48.5
RSD-344 -99 BOX 38
DEPTH 351_0 - 360.0

48.5
3664
3719
RSD-344 -99 BOX 39
DEPTH 360_0 - 369.0

RSD-344 -99 BOX 41
DEPTH 379_0 - 388_0
384


RSD-344 -99 BOX 40
DEPTH 369_0 - 379_0
374

RSD-344 -99 BOX 42
DEPTH 388_0 - 396_0
48.5

RS-D344 -99 BOX44
DEPTH 405_5- 415.0

401.5
405.4
399
396.3
RS-D344 -99 BOX43
DEPTH 396_0 - 405.5

48.5
414.3
416
418
419
422.7
RS-D344 -99 BOX 45
DEPTH 415_0 - 424.0

RS-D344 -99 BOX 47
DEPTH 432_5 - 441.0
439
434

RS-D344 -99 BOX 46
DEPTH 424_0 - 432.5
424
425.7
426.8
430.4
431.5

RS-D344 -99 BOX 48
DEPTH 441_0 - 450.0
441
449

RS-D344 -99 BOX 50
DEPTH 459.5 - 469.0

RS-D344 -99 BOX 49
DEPTH 450.0 - 459.5

RS-D344 -99 BOX 51
DEPTH 469.0 - 478.5

494
488.9
495.3
RS-D344 -99 BOX 53
DEPTH 488_0 - 497.5

484
480.8
RS-D344 -99 BOX 52
DEPTH 478_5 - 488.0


48.5
499
505
507.4
RS-D344 -99 BOX 54
DEPTH 497_5 - 507.5

526
524
521.7
48.5
RS-D344 -99 BOX 56
DEPTH 517_0 - 526.0

509.1
516.7
514
48.5
RS-D344 -99 BOX 55
DEPTH 507_5 - 517.0

48.5
529.5
534
RS-D344 -99 BOX 57
DEPTH 526_0 - 535.0

549
544
48.5
RS-D344 -99 BOX 59
DEPTH 544_0 - 553.0

539
48.5
RS-D344 -99 BOX 58
DEPTH 535_0 - 544.0

48.5
554
559
RS-D344 -99 BOX 60
DEPTH 553_0 - 562.0


RS-D344 -99 BOX 62
DEPTH 571.0 - 580.0


RS-D344 -99 BOX 61
DEPTH 562.0 - 571.0

RS-D344 -99 BOX 63
DEPTH 580.0 - 587.0

597
TD
600
RS-D344 -99 BOX 65
DEPTH 596_0 - 600.0TD

594
589
RS-D344 -99 BOX 64
DEPTH 587_0 - 596.0

WELL RSD 3-4

DEPTH 200

PICTURE NO.

INCLINATION 46

OBS. DIR.

COR. DIR.

TOOL FACE

RUN BY

DATE 5-11-99

CHECKED BY

sperry-sun

DRILLING SERVICES

WELL RSD 34.4

DEPTH 50

PICTURE NO.

INCLINATION 46

OBS. DIR.

COR. DIR.

TOOL FACE

RUN BY

DATE 5-17-99

CHECKED BY

sperry-sun

DRILLING SERVICES


90
SE
100
SE
110

WELL RSD 344

DEPTH 400'

PICTURE NO.

INCLINATION +6

OBS. DIR.

COR. DIR.

TOOL FACE

RUN BY

DATE 5-17-99

CHECKED BY

sperry-sun

DRILLING SERVICES

WELL RS-D344-99

DEPTH 1,00'

PICTURE NO.

INCLINATION

OBS. DIR.

COR. DIR.

TOOL FACE

RUN BY Magoon

DATE 5-16-99

CHECKED BY

sperry-sun

DRILLING SERVICES


90
100
SE
110
90
100
SE
110