60001140

Mining District File Summary Sheet

DISTRICT	Rosebud
DIST_NO	4010
COUNTY If different from written on document	Pershing
TITLE If not obvious	Rosebud Drill Hole File – Hole No RS-D343-99
AUTHOR	D. Mackerrow; C. Ballew; R Vance; K Allen; L. Mackedon
DATE OF DOC(S)	1999
MULTI_DIST Y / (N?) Additional Dist_Nos:	
QUAD_NAME	Sulphur 7.5'
P_M_C_NAME (mine, claim & company names)	Rosebud Mine; Rosebud Project; Rosebud Mining Co. LLC Hecla Mining Co.; Newmont Mining Co.
COMMODITY If not obvious	gold; silver
NOTES	Drill log; geology; assay; photographs; total depth 749' receipt; handwritten notes; downhole camera images downhole survey; geochemistry 104p. 5 down hole camera images

Keep docs at about 250 pages if no oversized maps attached (for every 1 oversized page (>11x17) with text reduce the amount of pages by ~25)

SS: DD 5/13/08
Initials Date

DB: mah
Initials Date

SCANNED: NB
Initials Date

Revised: 1/22/08

RS- D343-99

6000 1140 4010

343

6000 1140

- quartz, chalcedony, silicification
- faults, fractures
- FeOx
- sulfide
- calcite, carbonate
- argillization, white clays
- propylitization
- potassic alteration
- chlorite, chloritic clays
- Barite

Intensity →

Hecla MINING COMPANY

ROSEBUD PROJECT
DIAMOND DRILL LOG

HOLE NUMBER	RS-D343-99	LOCATION	North X cut section 1700
PAGE 1 OF 11		NORTHING	
DATE	3-25-99	EASTING	
LOGGED BY	D.G. Muckerrow	ELEVATION	
SCALE	1" = 10'	AZIMUTH	S 55 E
TOTAL DEPTH	749	INCLINATION	+ 13

REMARKS

LITH	OX/RE	LITHOLOGY	FT	GRAPHIC LOG	STRUCTURE	ALTERATION AND MINERALIZATION
		0 - 108.7 SLIGHTLY PLANAR LAMINAR ASH FALL TUFF Fine grained volcanic with vesicular texture that has a general foliation of 30° tca. Moderate Fracture Frequency with white clays (Kaolinite/Dickite) on surfaces. QTZ veins with marcasite and pyrite are Present through out, 37-60 vesicular texture increases Pimo 19.5	10 20 30 40 50		12-18.9 milled bxa with pink volcanic clay matrix. QTZ Veins cut bxa at 40° tca. 16-18' QTZ heals argillized Bxa fragments 21.5-21.8 QTZ vein and bladed Marcasite in open fractures. 28 vertical fracture 0° tca cutting 3" silica vein 18.9-30' Increase fracture, 46-55 Increased Fracture Frequency 30° tca qtz/marc Veins, Local mosaic Bxa texture	0-78 Variable Argillization through the core with spot silicification 0-65 Light green chlorite staining disseminates from ≈ 75% of fractures 12-15 2" qtz vein with marcasite on bxa hanging wall and a 4" qtz vein with marcasite on footwall 21.5 Beautiful bladded marcasite in open vugs in qtz/clay fracture 18.9-21.7 Heavy Marcasite concentrations 34 qtz/clay with marcasite 35-46 Decreased clay and marcasite 46-60 marcasite and clay with qtz vein increase

ANALYTICAL DATA

FROM	TO	W	Au	Ag	Au2	A
0	5					
5	10					
10	12					
12	15					
15	18.9					
18.9	21.7					
21.7	25					
25	28.8					
28.8	33					
33	35					
35	40					
40	43					
43	46					
46	50					

HOLE NUMBER RS-D343-99 PAGE 2 OF 11

LITH.	OX/RED.	LITHOLOGY	FT	GRAPHIC LOG	STRUCTURE	ALTERATION AND MINERALIZATION
		0-108.7 SLIGHTLY PLANAR LAMINAR ASH FALL TUFF Vesicular tuff continues. Vesicular texture increased 46-60, Pinx 62.5 Gin clay 60-65 Tuff is very fine grained but still with more texture than F.G.M. 70-75 3 FT of core loss a begining of breccia of SRF. Hanging wall. Marcasite begins increasing by 70' clay also forms on fractures 90-90.5 White clay healed Bxx with yellow (As sulfide?) coating internal to bxx Pinx 93 white clay 90.5-108.7 core becomes blues green in color from silica and chlorite	50 60 70 80 90 100 110 120	20 40 50 50 60 50 30 50 50 10 50 40	Fractures continue through out core with clay and pyrite coatings 50-55 Fracture moderately expanded by non hydros clay 70-75 60% core loss at SRF Hanging wall contact. 50° tca Fracture remonants but may not be fault plane related 75-108.7 SRF Hanging wall bxx Increasing silicification and expantion and rotation of fragments Heavy milling of clast. Some clast are completely silicified while others are not. 105.4 Rounded A.I.S. Fragment Non silicified 109 1" Footwall Silica vein 20° tca 117.2-122.2 Mixed Dozer and T.C.S. Bxx well Rounded secondary fill	Pyrite veinlets and Local aggregation Present with Marcasite and pyrite after marcasite First observed Barite on fracture at 47' 62-65 weak swarm of pyrite/marc. veinlets 30° tca 93-94 Matrix of Bxx is dark with fine sulfide 83' Barite begins on fracture. Large Crystal masses form in Bxx 90.5 Silica become all pervasive in breccia matrix to 108.7 87-90.5 white clay and qtz heal bxx 104-107.5 Large barite crystal formation 92.5 Barite is darkened possibly by stibnite but non observed

ANALYTICAL DATA						
FROM	TO	W	Au	Ag	Au2	
50	55					
55	60					
60	65					
65	70					
70	75					
75	80		0.043			
80	83.7		0.131			
83.7	86.7		0.050			
86.6	90.5		0.044			
90.5	95		0.186		0.168	
95	100		0.544		0.514	
100	102.3		0.926		0.882	
102.3	105		0.108			
105	108.7		0.074			
108.7	110					
110	115					
115	117.2					
117.2	120					

108.7-122.2 T.C.S.

Fine to medium grained sandstone. Footwall Breccia to silicification of SRF continues. Medium gray sandstone with dark heavy mineral deposition

HOLE NUMBER RS-D343-99 PAGE 3 OF 11

ITH.	OX/RED.	LITHOLOGY	FT	GRAPHIC LOG	STRUCTURE	ALTERATION AND MINERALIZATION	ANALYTICAL DATA FROM	TO	W	Au	Ag	Au2
		108.7 -122.2 T.C.S. 122.2 -166 DOZER Very fine grained volcanic flow. Faint foliation can be see in some areas out side of breccias. Barite fills all open spaces with clear crystals unless contaminated by Sb. Observed pyrargyrite was very fine and located on fracture. Identification was with microscope only Upper contact at was in fault with mixed Bxa first dozer was at 117.2	120 130 140 150 160		117.2-122.2 Mixed milled bxa of Dozer and T.C.S. 122.2-130 Breccia texture continue in Dozer 122.2-166 Rock is shattered and/or brecciated. 136.5-137 "Ghost" breccia texture in Dozer 139.7-166 Brecciated and healed Dozer Qtz healed breccia white clay healed crackle bxa 162.3-163.9 Highly expanded and rotated healed milled rubble Bxa 30° tca boundary to surrounding other Bxa 185.3-187.4 Mosaic and milled bxa	CLAY AND SILICA WITH BARITE PYRITE AND MARCASITE CONTINUE TO BE Present. 122.2-166 DOZER IS completely silicified to various magnitudes white clay veins up to 1" cut the Rock. Marcasite blades and fracture coating through out the zone. 130.4 First very Fine Pyrargyrite (Microscopic) 162 Pyrargyrite and stibnite on fracture with qtz and Marcasite 165.5 stibnite on fault plane 173-185 STIBNITE zone with local Pyrargyrite 174 stibnite darkens barites on highangle fracture 178-181.4 STIBNITE with barite in greatest observed amounts. Possible Fine pyrargyrite present also 182 pyrargyrite on core surface with marcasite	120 122.2 125 130 135 139.7 145 150 155 160 162.3 163.9 166 170 173 175 178 181.4 185 187.4	122.2 125 130 135 139.7 145 150 155 160 162.3 163.9 166 170 173 175 178 181.4 185 187.4 190				
		166 -239.8 T.C.S. Fine to medium grained epiclastic sediment derived from volcanics. Chloritization has tint rocks light green. Foliation is highly disrupted Silicification decrease below 167 and becomes spotty with argillization increasing. ALS. Clast to 3" 171-174	170 180									

HOLE NUMBER RS-D343-99 PAGE 4 OF 11

LITH.	OX/RED.	LITHOLOGY	FT	GRAPHIC LOG	STRUCTURE	ALTERATION AND MINERALIZATION
		166-239.8 TCS Epiclastic sediment continues 40° tca bedding foliation 200-203.8 High angle shear foliation dipping 40° tca 200-203.8 Chloritized epclastic sediment end in fault contact with dirty light gray brown Sand stone seen below S.R.F. 213 203.8-239.8 Dirty gray brown Sandstone fine grained. Laminations of heavy minerals Dipping at 40° tca. Calcedonic qtz in breccia zone 214.2-216.8 Bxx clast are silicified 220-231 Medium grained S.S 218: Barite weathers noticeably no long forming large crystals Depositional contact with Dozer	190 200 210 220 230 240 250 260	40 20 40 40 40 40 40 70 50 40	188.5-189 1" qtz heal breccia dipping 30° tca 203.8 - Fault contact between Volcanic SS and dirty SS 208.9-211.5 QTZ Healed Bxx Highly milled to 210 mosaic bxx 210-211 211.5-214.2 crackle Breccia and fractures 214.2-231 Crackle and Mosaic breccias healed by qtz and Calcedonic qtz 226.8-239.8 Bedding still is disrupted locally but qtz stockwork stops 239.8-245.8 Calcedonic qtz stockwork/Crackle bxx 245.8-250 QTZ Stockwork with Expansion to Crackle Bxx but no fault Plane evidence	Barite and white clay on fracture surface. Marcasite/Pyrite veins X cut bedding foliation 194.5 stibnite on 20° tca Fracture 206-230 Calcedonic qtz healed Breccia 208.9-210 Heavy Calcedonic qtz 216 - Pyrargyrite in open vug in Bxx matrix. 216.8 STIBNITE on Fracture 225.5-226.8 Calcedonic qtz flooded Bxx with white clay and marcasite with pyrargyrite in vugs 239.8-241.3 Super High grade silver 241.3-243.4 Calcedonic qtz stockwork with white clay and Py after marcasite 246.3 1" white qtz vein with marcasite 245.8-256 Silicification becomes spotty vein Relats

ANALYTICAL DATA					
FROM	TO	W	Au	Ag	Au2
190	195				
195	200				
200	203.8				
203.8	208.9				
208.9	210				
210	211.5				
211.5	214.2				
214.2	216.8				
216.8	220				
220	222.7				
222.7	225.5				
225.5	226.8				
226.8	230				
230	235				
235	239.8				
239.8	241.3				
241.3	243.4				
243.4	245.8				
245.8	250				
250	253.1				
253.1	256				
256	258.6				
258.6	260				

239.8-258.6 Dozer

Fine grained/aphanitic light gray Volcanic Flow.

240.5 - Pyrargyrite mass along Calcedonic qtz vein. Marcasite blades present with qtz

254-255 Heal old bxx in Volcanic 80° tca

Faulted lower contact 259.6

258.6-424.4 TCS

HOLE NUMBER RS-D343-99 PAGE 5 OF 11

ITH.	OX/RED.	LITHOLOGY	FT	GRAPHIC LOG	STRUCTURE	ALTERATION AND MINERALIZATION
		258.6 -424.4 T.C.S. weakly chloritized epiclastic Sediment derived from volcanics Sediments are in fault contact with Dacite. A.L.S. Fragments at 261.5, in fault Bxa 267.6-268.2 contact of chloritized Epiclastic and dirty fine to medium grained sandstone Contact is brecciated and qtz flooded 287.6 -289.7 Granule size sandstone 304-304.8 medium grain S.S. bed 310 - 317 Dark brown sandstone Clay matrix giving color. This zone is brecciated along bedding at 312-314	270 280 290 300 310 320 330		Fault contact at 258.6 with Hangwall and Footwall bxa from 258 - 263.8 267.6 - 268.2 Silica Healed Bxa with QTZ vein form contact 271 QTZ veins 40° to core axis are offset by 20° to a qtz vein 269 Bedding foliation 20° to. 275.5 - 276 Internal Adjustment crackle Bxa healed Bx silica 60° to. 273-283.5 crackle Bxa cross cutting bedding at 60° to. 288.5-290 silica heal rubble Bxa with Clay gouge at upper contact 293.4- 293.6 Barite heal rubble Bxa 297-299 QTZ Healed Bxa with Py after more veins 304.8 - 305.4 - silica healed Bxa	258.6 - 260 Dark Sulfide matrix silica healing Bxa 260-262.2 white qtz and clay vein and turgebarite crystals on fracture 263.8 Fault related Silicification ends 267.6 1" thick calcedonic qtz vein with Bxa 268.4 - 273 white clay Pyrite after more and QTZ veins in weak stockwork 277.8 -283.5 Increased Density of Pyrite after marcasite veins averaging 50° to. 290-295 Pyrite marcasite veins 16 to the 5' at ≈ 1/8" thick. QTZ forms rind around the veins 318-320 Pyrite after more vein with clay increase in density 325.5 Bleded marcasite in 3' fracture zone

ANALYTICAL DATA

FROM	TO	W	Au	Ag	Au2
262.2	262.2				
262.2	263.8				
263.8	266.8				
266.8	268.4				
268.4	273				
273	277.8				
277.8	282.3				
282.3	285				
285	288.5				
288.5	290				
290	293.5				
293.5	297				
297	299				
299	302.5				
302.5	304.7				
304.7	305.5				
305.5	310				
310	312				
312	315				
315	320				
320	325				
325	330				

HOLE NUMBER RS-D343-99 PAGE 6 OF 11

ITH.	OX/RED.	LITHOLOGY	FT	GRAPHIC LOG	STRUCTURE	ALTERATION AND MINERALIZATION
TCS	R	258.6 – 424.4 T.C.S 334.8 Contact with Epiclastic sediments and flows of the T.C.S. Sediments are fine volcanically derived sandstones. Flows are aphanitic textured, dark gray brown. 369 – 380 Sediments are mix volcanic and erosionally derived sources 360 – 376 Increased marcasite veining in elevated fracturing 341 – 367.5 Epiclastic contain plagioclase crystals 377 – 378.6 Interbedded medium tuff and epiclastic sediment 386.2 – 410 Pale Greenish White Porphyritic Flow IN TCS 382.5 – 384 medium grain tuff bed 384.5 – 385.2 Brecciated dark brown flow. qtz healed 395 – 399 Biotite phenocryst	340 350 360 370 380 390 400	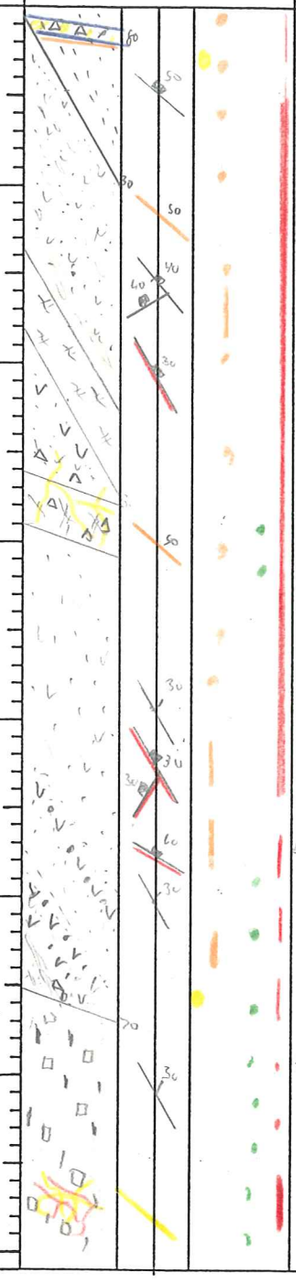	Fracturing continues with marcasite 331 – 332 QTZ healed mosaic BXX clast not silicified 348 – 3" crackle BXX healed by qtz 364 – 380 Fracture zone 38, 40°, 50° 60, tco fracture 354 – 359 WEAK CRACKLE BXX / stockwork of qtz veins 382 – 383 Foliation of clay rich epiclastic 30° tco 388 30° tco Foliation of flow	334.8 – 380 locally argillic alteration has taken place generally unaltered rock! Marcasite veins with traces of white clay continues Minor qtz veins present 364 – 377 Pyrite after marcasite veins up to ½" 370 – 375 Pyrite has disseminated up to ½" into wall rock around pyrite after marcasite veins 395.4 – 397 QTZ and dark marcasite stockwork

ANALYTICAL DATA					
FROM	TO	W	Au	Ag	Au2
330	335				
335	340				
340	345				
345	350				
350	354				
354	359				
359	361.8				
361.8	365				
365	370				
370	375				
375	378.6				
378.6	384				
384	386.2				
386.2	390				
390	395.4				
395.4	397				
397	400				

HOLE NUMBER RS-D343-91 PAGE 7 OF 11

ITH.	OX/RED.	LITHOLOGY	FT	GRAPHIC LOG	STRUCTURE	ALTERATION AND MINERALIZATION	ANALYTICAL DATA FROM	TO	W	Au	Ag	Au2
TCS		256.8 – 424.4 TCS 386.2 – 410 Porphyritic Flow Continues. Biotite crystals present and plagioclase Phenocrysts in fine matrix 410 – 424.4 INTERbedded Flows and chloritize epiclastic sediments 415 ALS clast in coarse S.S.	410 420 430 440 450 460 470	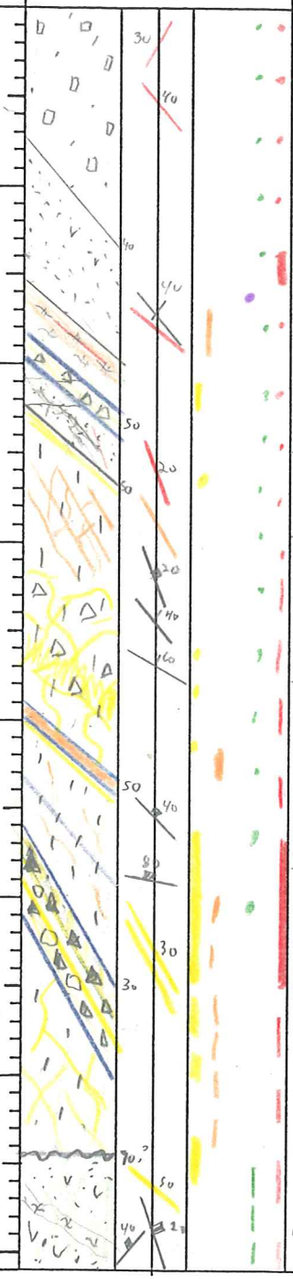	Fracture density is low through Flow. Foliation of Flow 40° tca 420.5 – 421.8 Silica healed Rubble bxx white clay Veins through Bxx 417–418 Autobxx texture of Flow 424.4 contact with Dozer dips 50° tca and is irregular 432.7 – 439.3 Autobxx with QTZ stockwork and increased sulfi 425.5 – 428 30° tca Fracture swarm with clay 441.2 – 442.2 Highly Argillic rich in Shear/Fault 450–452 Silica healed Milled bxx 465.4 Irregular brecciated contact with T.C.S. sediments	386.2 – 410 Low Frequency Pyrite often marcasite veins Very low to no white clay. 416 Barite Trace 415 Pyrargyrite in white clay vein 417 – 1" Pyrite after marcasite vein 421 Pyrargyrite on fracture with white clay 432.7 – 440 Increased QTZ veinlets 434.5 – 435 Heavy clay with marcasite 446–450 Silicified Hanging wall fracturing Marcasite masses in qtz veins 466 Pyrargyrite on fracture	400	405				
							405	410				
							410	415				
							415	416.9				
							416.9	420.5				
							420.5	421.8				
							421.8	424.4				
TV		424.4 – 465.4 DOZER Fine grained to aphanitic Rhyolite Flow light greenish gray to gray white in color (Pino 434.6) Fracture contain white clays (Kaolinite/Dickite). Marcasite is Present as vein and blebs associated with qtz veins Old autobreccia can be seen in the Flow. Silicification is not pervasive but local in nature (Pino 453) 450 – 454.5 Large fault Mosaic bxx healed by silica 452 – 454.5 Thick white qtz vein with marcasite dipping 30° tca Clast of TCS Epiclastics in fault					424.4	428				
							428	432.7				
							432.7	435				
							435	436.8				
							436.8	439.3				
							439.3	441.2				
							441.2	446				
							446	450				
							450	452				
							452	455				
							455	460				
							460	465.4				
		465.4 – 472.1 TCS. Epiclastic Sediments, medium grained chloritized S.S. ALS Frags					465.4	467.6				
							467.6	470				

HOLE NUMBER RS-D343-99 PAGE 8 OF 11

ITH.	OX/RED.	LITHOLOGY	FT	GRAPHIC LOG	STRUCTURE	ALTERATION AND MINERALIZATION	ANALYTICAL DATA FROM	TO	W	Au	Ag	Au2
		465.4-472.1 T.C.S 472.1-744 DOZER Fine grained light greenish white color flow. Local banding visible. Older Autobreccia seen. Marcasite veins and blebs present. Dozer is trace to weakly argillized 522 - Pink white clay in BXO	480 490 500 510 520 530 540		472.1 low angle 60-80° irregular contact contact is silicified 475-480 Autobxo 510-530 Silica healed fracture with local silicification 507-510 Broken ground water course 521.2-521.6 silica healed breccia	479 - Qtz/clay vein with marcasite 80° to 472.1 white clay has decrease in the Dozer but is on small fracture 483 - Pyrargyrite on fracture with marcasite 510-515 silicified volcanic with 4" silica vein with qtz. Druzy qtz vugs on fracture 521.2 silica halo around breccia for 1' 528-530 Argillized flow with Autobxo texture 535 Chlorite begins on fractures 533.5 Pyrargyrite on white clay fracture	470 472.1 475 480 485 490 495 500 505 510 515 520 525 530 535	472.1 475 480 485 490 495 500 505 510 515 520 525 530 535 540					

HOLE NUMBER RS-D343-97 PAGE 9 OF 11

LITH.	OX/RED.	LITHOLOGY	FT	GRAPHIC LOG	STRUCTURE	ALTERATION AND MINERALIZATION
		DOZER Fine grained to aphanitic flow. Older internal auto bxa. Chloritization has been increasing from 530. Rock now has a greenish white tint. From 555 – Core contains small chloritic phenocrysts(?). The phenos are elongated along specific local foliations in the flow 596.2 – 611 Auto bxa zone with local silicified matrix. matrix is slightly greener than surrounding rock	550 560 570 580 590 600 610	51 80 70 20 50 70	545-550 Silica and 566 50° to a fracture with 90° to a slip surface 584-587 Autobxa 592-595 Narrow fracture zone with dips of 50° to a 596-611 Auto bxa	545-550 SILICIFIED Dozer with drusy qtz vugs 569.5 Pyrargyrite on 30° to a clay/qtz vn Disseminated pyrite is only 1-2% of core, most is restricted to vein and vfg. marcasite. 608-610 Increased of disseminated pyrite to 3%

ANALYTICAL DATA

FROM	TO	W	Au	Ag	Au2
540	545				
545	550				
550	555				
555	560				
560	565				
565	570				
570	575				
575	580				
580	585				
585	590				
590	595				
595	600				
600	603.5				
603.5	606.8				
606.8	611				

HOLE NUMBER RS-D343-99 PAGE 10 OF 11

LITH.	OX/RED.	LITHOLOGY	FT	GRAPHIC LOG	STRUCTURE	ALTERATION AND MINERALIZATION	ANALYTICAL DATA FROM	TO	W	Au	Ag	Au2
		472.1-749 DOZER Light greenish white volcanic Small linear chloritic Phenocrysts	620 630 640 650 660 670 680	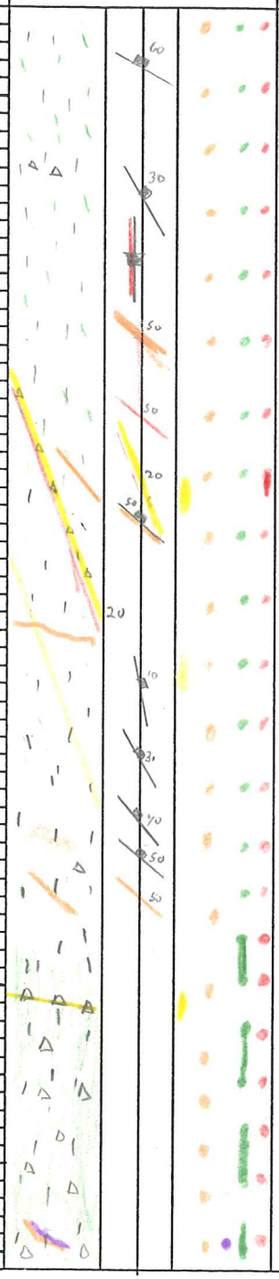	617-620 Autobxu chloritic volcanic clay matrix 621-623 0° sulfide healed fractures 637-637.4 silicified milled bxu dipping 20° tc 657-659 - Multi Fractured zone 665.2-675 Auto breccia	Continue weak argillization and chloritization 635.3 - pyrargyrite with white clay 637.6 - Pyrargyrite on fracture surface with white clay and QTL 645-650 white clay veins up to 1" thick with traces of pyrargyrite. 646.5 - Pyrargyrite on clay fracture 660 - Pyrargyrite traces with white clay. 664.2-664.6 white clay and marcasite 680 - Pyrargyrite on fracture with white clay	611 615 620 625 630 635 638 640 645 650 655 659 664 669 674	615 620 625 630 635 638 640 645 650 655 659 664 669 674 679					
		664-709 Chloritic alteration increases to moderate levels then decreases to former low levels 687-695 Argillization increases to moderate levels										

Pinx 646.5 white clay + Ag

Pinx white clay and Barite 679

HOLE NUMBER RS-D343-99 PAGE 11 OF 11

LITH.	OX/RED.	LITHOLOGY	FT	GRAPHIC LOG	STRUCTURE	ALTERATION AND MINERALIZATION
		472.1-749 DOZER Fine grained volcanic flow Variable chloritic and argillic alteration 719-749 chloritic porphyritic Phenocrysts return as before Dim @ 738.2 T.D. 749	690 700 710 720 730 740		702.4-709 Auto Bxa That may have been reactivated. 697.2-702.4 Sworn of marcasite veins at ≈ 70° tca 707 - 1" dark pyrite and silica vein dipping 50° tca.	686 Pyrargyrite on white clay filled fracture 70° tca 692 ½" wide pyrite crystal aggregation 697.2 - 702.4 Increased frequency of marcasite/qtz veins 707.5 Two 1" white clay with crystals of pyrargyrite 702 First trace of calcite on fracture 711.5 - Calcite and clay vein 722.4 1" Calcite marcasite vein 735-749 Pyrite after marcasite veins increase in frequency. 744 Pyrargyrite with white clay vein

ANALYTICAL DATA					
FROM	TO	W	Au	Ag	Au2
679	684				
684	689				
689	692				
692	695				
695	697.2				
697.2	702.4				
702.4	705.5				
705.5	707				
707	709				
709	714				
714	719				
719	724				
724	729				
729	734				
734	737.7				
737.7	739				
739	743.3				
743.3	745				
745	747				
747	749				

HECLA MINING COMPANY – ROSEBUD PROJECT
GEOTECHNICAL DRILL LOG

HOLE # RS-D343-99 DATE: 3-24-99 LOGGED BY: D.G. Mackerrow PAGE 1 OF 14

DRILL RUN		SOLID CORE RECOVERY (%)	TOTAL CORE RECOVERY (%)	RQD	ROCK STRENGTH		FRACTURE DATA				DENSITY DATA			
FROM	TO				DOWNHOLE DEPTH	POINT LOAD INDEX (psi)	FRACTURE DENSITY/FT.	AVG. ANGLE TO C.A.	ROUGHNESS	INFILL	DOWNHOLE DEPTH	SAMPLE WEIGHT (g)	DISPLACEMENT (cc)	DENSITY (g/cc)
0	5	64	100	8										
5	10	100	100	44										
10	15	100	100	26										
15	20	100	100	38										
20	25	44	100	0										
25	30	56	100	8										
30	35	100	98	0										
35	40	100	100	16										
40	45	100	100	58										
45	50	80	100	36										
50	55	78	100	22										

HECLA MINING COMPANY – ROSEBUD PROJECT
GEOTECHNICAL DRILL LOG

HOLE # RS-D342-99 DATE: 3-24-99 LOGGED BY: D.G. Mackerrow PAGE 2 OF 14

DRILL RUN		SOLID CORE RECOVERY (%)	TOTAL CORE RECOVERY (%)	RQD	ROCK STRENGTH		FRACTURE DATA				DENSITY DATA			
FROM	TO				DOWNHOLE DEPTH	POINT LOAD INDEX (psi)	FRACTURE DENSITY/FT.	AVG. ANGLE TO C.A.	ROUGHNESS	INFILL	DOWNHOLE DEPTH	SAMPLE WEIGHT (g)	DISPLACEMENT (cc)	DENSITY (g/cc)
55	60	66	100	44										
60	65	45	96	54										
65	70	100	100	32										
70	75	0	36	0										
75	80	84	100	16										
80	85	100	102	30										
85	90	100	102	80										
90	95	100	102	60										
95	100	94	100	42										
100	105	62	100	40										
105	110	60	100	68										

HECLA MINING COMPANY – ROSEBUD PROJECT
GEOTECHNICAL DRILL LOG

HOLE # RS-10343-99 DATE: 3/25-99 LOGGED BY: D.G. MacKerron PAGE 3 OF 14

DRILL RUN		SOLID CORE RECOVERY (%)	TOTAL CORE RECOVERY (%)	RQD	ROCK STRENGTH		FRACTURE DATA				DENSITY DATA			
FROM	TO				DOWNHOLE DEPTH	POINT LOAD INDEX (psi)	FRACTURE DENSITY/FT.	AVG. ANGLE TO C.A.	ROUGHNESS	INFILL	DOWNHOLE DEPTH	SAMPLE WEIGHT (g)	DISPLACEMENT (cc)	DENSITY (g/cc)
110	115	84	98	54										
115	120	94	98	76										
120	125	80	100	54										
125	130	100	104	80										
130	135	100	100	52										
135	140	100	98	78										
140	145	100	102	72										
145	150	64	100	46										
150	155	100	100	68										
155	160	100	100	40										
160	165	100	106	46										

HECLA MINING COMPANY – ROSEBUD PROJECT
GEOTECHNICAL DRILL LOG

HOLE # RS-D 343-99 DATE: 3-25-99 LOGGED BY: D.G. MacKerron PAGE 4 OF 14

DRILL RUN		SOLID CORE	TOTAL CORE	RQD	ROCK STRENGTH		FRACTURE DATA				DENSITY DATA			
FROM	TO	RECOVERY (%)	RECOVERY (%)		DOWNHOLE DEPTH	POINT LOAD INDEX (psi)	FRACTURE DENSITY/FT.	AVG. ANGLE TO C.A.	ROUGHNESS	INFILL	DOWNHOLE DEPTH	SAMPLE WEIGHT (g)	DISPLACEMENT (cc)	DENSITY (g/cc)
165	170	100	104	65										
170	175	100	100	68										
175	180	76	100	70										
180	185	96	100	60										
185	190	100	104	60										
190	195	72	100	48										
195	200	100	102	74										
200	205	90	100	52										
205	210	100	104	62										
210	215	100	100	64										
215	220	100	100	90										

HECLA MINING COMPANY – ROSEBUD PROJECT
GEOTECHNICAL DRILL LOG

HOLE # RS-D343-99 DATE: 3-25-99 LOGGED BY: D.G. Mackerrow PAGE 5 OF 14

DRILL RUN		SOLID CORE RECOVERY (%)	TOTAL CORE RECOVERY (%)	RQD	ROCK STRENGTH		FRACTURE DATA				DENSITY DATA			
FROM	TO				DOWNHOLE DEPTH	POINT LOAD INDEX (psi)	FRACTURE DENSITY/FT.	AVG. ANGLE TO C.A.	ROUGHNESS	INFILL	DOWNHOLE DEPTH	SAMPLE WEIGHT (g)	DISPLACEMENT (cc)	DENSITY (g/cc)
220	225	100	104	94										
225	230	100	100	88										
230	235	100	102	81										
235	240	100	100	80										
240	245	100	100	94										
245	250	100	100	94										
250	255	100	100	94										
255	260	100	102	94										
260	265	100	102	48										
265	270	100	100	86										
270	275	100	100	78										

HECLA MINING COMPANY – ROSEBUD PROJECT
GEOTECHNICAL DRILL LOG

HOLE # RS-D343-99 DATE: 3-26-99 LOGGED BY: D.G. McKerrow PAGE 6 OF 14

DRILL RUN		SOLID CORE RECOVERY (%)	TOTAL CORE RECOVERY (%)	RQD	ROCK STRENGTH		FRACTURE DATA				DENSITY DATA			
FROM	TO				DOWNHOLE DEPTH	POINT LOAD INDEX (psi)	FRACTURE DENSITY/FT.	AVG. ANGLE TO C.A.	ROUGHNESS	INFILL	DOWNHOLE DEPTH	SAMPLE WEIGHT (g)	DISPLACEMENT (cc)	DENSITY (g/cc)
275	280	100	100	96										
280	285	100	104	92										
285	290	94	100	64										
290	295	96	100	76										
295	300	100	100	92										
300	305	80	102	44										
305	310	100	92	79										
310	315	88	106	62										
315	320	94	100	42										
320	325	84	102	52										
325	330	94	102	26										

HECLA MINING COMPANY – ROSEBUD PROJECT
GEOTECHNICAL DRILL LOG

HOLE # RS-D343-99 DATE: 3-26-99 LOGGED BY: D.G. MacKerron PAGE 7 OF 14

DRILL RUN		SOLID CORE RECOVERY (%)	TOTAL CORE RECOVERY (%)	RQD	ROCK STRENGTH		FRACTURE DATA				DENSITY DATA			
FROM	TO				DOWNHOLE DEPTH	POINT LOAD INDEX (psi)	FRACTURE DENSITY/FT.	AVG. ANGLE TO C.A.	ROUGHNESS	INFILL	DOWNHOLE DEPTH	SAMPLE WEIGHT (g)	DISPLACEMENT (cc)	DENSITY (g/cc)
330	335	98	102	62										
335	340	100	100	40										
340	345	100	100	66										
345	350	64	100	61										
350	355	100	102	78										
355	360	100	98	90										
360	365	92	100	64										
365	370	56	100	12										
370	375	100	100	0										
375	380	100	100	5										
380	385	100	102	28										

HECLA MINING COMPANY – ROSEBUD PROJECT
GEOTECHNICAL DRILL LOG

HOLE # RS-0343-97 DATE: 3-21-97 LOGGED BY: D.G. Muckerrow PAGE 8 OF 14

DRILL RUN		SOLID CORE RECOVERY (%)	TOTAL CORE RECOVERY (%)	RQD	ROCK STRENGTH		FRACTURE DATA				DENSITY DATA			
FROM	TO				DOWNHOLE DEPTH	POINT LOAD INDEX (psi)	FRACTURE DENSITY/FT.	AVG. ANGLE TO C.A.	ROUGHNESS	INFILL	DOWNHOLE DEPTH	SAMPLE WEIGHT (g)	DISPLACEMENT (cc)	DENSITY (g/cc)
385	390	100	100	81										
390	395	100	100	94										
395	400	100	102	96										
400	405	100	100	86										
405	410	100	102	96										
410	415	100	102	80										
415	420	100	100	80										
420	425	100	98	76										
425	430	100	102	88										
430	435	90	98	60										
435	440	100	100	90										

HECLA MINING COMPANY – ROSEBUD PROJECT
GEOTECHNICAL DRILL LOG

HOLE # RS-D343-99 DATE: 3-27-99 LOGGED BY: D.G. MacKerron PAGE 9 OF 14

DRILL RUN		SOLID CORE RECOVERY (%)	TOTAL CORE RECOVERY (%)	RQD	ROCK STRENGTH		FRACTURE DATA				DENSITY DATA			
FROM	TO				DOWNHOLE DEPTH	POINT LOAD INDEX (psi)	FRACTURE DENSITY/FT.	AVG. ANGLE TO C.A.	ROUGHNESS	INFILL	DOWNHOLE DEPTH	SAMPLE WEIGHT (g)	DISPLACEMENT (cc)	DENSITY (g/cc)
440	445	74	94	70										
445	450	100	98	82										
450	455	100	104	80										
455	460	100	102	88										
460	465	100	98	74										
465	470	100	100	48										
470	475	100	100	96										
475	480	100	100	95										
480	485	84	99	56										
485	490	100	100	76										
490	495	100	100	72										

HECLA MINING COMPANY – ROSEBUD PROJECT
GEOTECHNICAL DRILL LOG

HOLE # RS-D343-99 DATE: 3-27-99 LOGGED BY: D.G. MacKerron PAGE 10 OF 14

DRILL RUN		SOLID CORE RECOVERY (%)	TOTAL CORE RECOVERY (%)	RQD	ROCK STRENGTH		FRACTURE DATA				DENSITY DATA			
FROM	TO				DOWNHOLE DEPTH	POINT LOAD INDEX (psi)	FRACTURE DENSITY/FT.	AVG. ANGLE TO C.A.	ROUGHNESS	INFILL	DOWNHOLE DEPTH	SAMPLE WEIGHT (g)	DISPLACEMENT (cc)	DENSITY (g/cc)
495	500	100	100	88										
500	505	100	100	98										
505	510	60	78	water course 52										
510	515	100	94	84										
515	520	98	100	60										
520	525	100	100	68										
530	535	88	100	80										
535	540	100	100	40										
540	545	100	100	92										
545	550	100	90	84										
550	555	100	102	100										

HECLA MINING COMPANY – ROSEBUD PROJECT
GEOTECHNICAL DRILL LOG

HOLE # RS-D343-97 DATE: 3-28-97 LOGGED BY: D.G. Mackerrow PAGE 11 OF 14

DRILL RUN FROM	DRILL RUN TO	SOLID CORE RECOVERY (%)	TOTAL CORE RECOVERY (%)	RQD	ROCK STRENGTH DOWNHOLE DEPTH	ROCK STRENGTH POINT LOAD INDEX (psi)	FRACTURE DATA FRACTURE DENSITY/FT.	FRACTURE DATA AVG. ANGLE TO C.A.	FRACTURE DATA ROUGHNESS	FRACTURE DATA INFILL	DENSITY DATA DOWNHOLE DEPTH	DENSITY DATA SAMPLE WEIGHT (g)	DENSITY DATA DISPLACEMENT (cc)	DENSITY DATA DENSITY (g/cc)
555	560	100	98	82										
560	565	94	98	68										
565	570	100	102	62										
570	575	100	100	74										
575	580	100	98	100										
580	585	100	100	92										
585	590	96	98	78										
590	595	64	100	24										
595	600	96	102	68										
600	605	80	100	78										
605	610	100	104	98										

HECLA MINING COMPANY – ROSEBUD PROJECT
GEOTECHNICAL DRILL LOG

HOLE # RS-D343-99 DATE: 3-28-99 LOGGED BY: D.G. Mackerrow PAGE 12 OF 14

DRILL RUN		SOLID CORE RECOVERY (%)	TOTAL CORE RECOVERY (%)	RQD	ROCK STRENGTH		FRACTURE DATA				DENSITY DATA			
FROM	TO				DOWNHOLE DEPTH	POINT LOAD INDEX (psi)	FRACTURE DENSITY/FT.	AVG. ANGLE TO C.A.	ROUGHNESS	INFILL	DOWNHOLE DEPTH	SAMPLE WEIGHT (g)	DISPLACEMENT (cc)	DENSITY (g/cc)
610	615	100	100	98										
615	620	90	100	72										
620	625	86	100	78										
625	630	100	100	94										
630	635	92	100	74										
635	640	100	98	72										
640	645	100	102	76										
645	650	100	100	76										
650	655	100	94	78										
655	659	0	100	0										
659	664	86	100	56										

HECLA MINING COMPANY – ROSEBUD PROJECT
GEOTECHNICAL DRILL LOG

HOLE # RS-D343-99 DATE: 3-29-99 LOGGED BY: D.G. MacHarrow PAGE 13 OF 14

DRILL RUN		SOLID CORE RECOVERY (%)	TOTAL CORE RECOVERY (%)	RQD	ROCK STRENGTH		FRACTURE DATA				DENSITY DATA			
FROM	TO				DOWNHOLE DEPTH	POINT LOAD INDEX (psi)	FRACTURE DENSITY/FT.	AVG. ANGLE TO C.A.	ROUGHNESS	INFILL	DOWNHOLE DEPTH	SAMPLE WEIGHT (g)	DISPLACEMENT (cc)	DENSITY (g/cc)
664	669	82	100	30										
669	674	100	106	72										
674	679	74	104	64										
679	684	100	100	76										
684	689	100	102	78										
689	694	96	104	80										
694	699	100	102	98										
699	704	100	102	100										
704	709	100	100	76										
709	714	100	102	100										
714	719	100	100	100										

HECLA MINING COMPANY – ROSEBUD PROJECT
GEOTECHNICAL DRILL LOG

HOLE # RS-D343-99 DATE: 3-29-99 LOGGED BY: D.G. MacKerrow PAGE 14 OF 14

DRILL RUN		SOLID CORE RECOVERY (%)	TOTAL CORE RECOVERY (%)	RQD	ROCK STRENGTH		FRACTURE DATA				DENSITY DATA			
FROM	TO				DOWNHOLE DEPTH	POINT LOAD INDEX (psi)	FRACTURE DENSITY/FT.	AVG. ANGLE TO C.A.	ROUGHNESS	INFILL	DOWNHOLE DEPTH	SAMPLE WEIGHT (g)	DISPLACEMENT (cc)	DENSITY (g/cc)
719	724	100	94	86										
724	729	100	100	76										
729	734	100	100	72										
734	739	100	100	94										
739	744	100	100	94										
744	749	100	100	92										

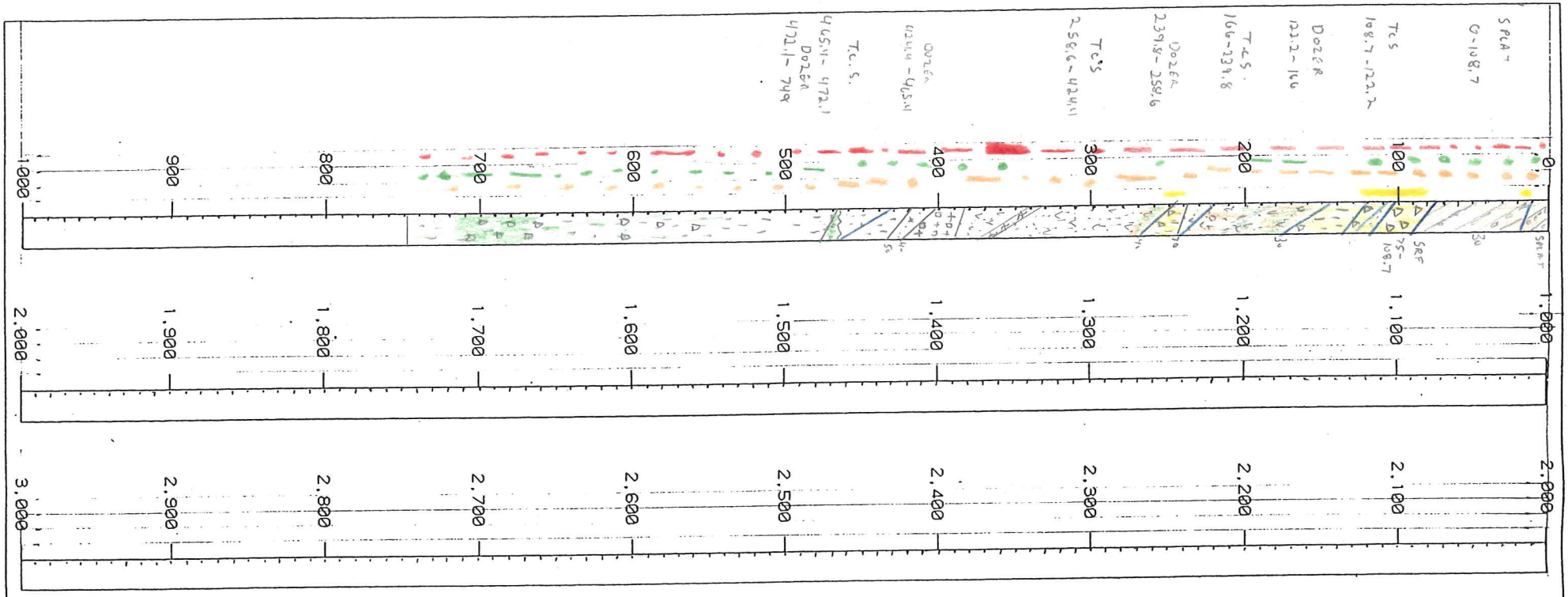

LITHOLOGY

- PLAT/FLOW
- MASSIVE AT/FLOW
- LST-
- PMBX -
- TOS/BUD Epiclastics
- BMB - Rhyolitic Porphyry
- RHYOLITE - DOZER
- ALS - PHYLLITES

TEXTURES

- LITHIC FRAGMENTS
- CRYSTALS
- LAPILLI
- AMYGDULES
- SPHERULITE
- SHARDS

STRUCTURES

- BRECCIA
- FAULT
- CLAY OR GOUGE
- FRACTURE ZONE
- VEINS Qtz
- VEINLETS
- VEINS CALC

CONTACTS

- LOST, GRADATIONAL OR INFERRED
- 80 SHARP (WITH ANGLE TO CORE)
- WAVY
- ROUGH OR JAGGED

PYRITIZATION
CHLORITIZATION
ARGILLIZATION
SILICIFICATION
GRAPHIC LOG

LOCATION ON GRID: North Zone X-cut Section 1500	FINAL COLLAR COORDINATES	START 3-14-99	FINISH 3-23-99	LOGGED BY DGM
LAB	NORTH	HOLE TYPE H_{a_2} Core		SURVEYED TO 550
JOB #	EAST	BEARING N 55°W	ANGLE +14	T. D. 749
DRILLING COMPANY Longyear	ELEV			
	DRILLER Pat Burchfield			

The Rosebud Mining Company LLC

PAGE 1 OF 1

HOLE # RS-D343-99

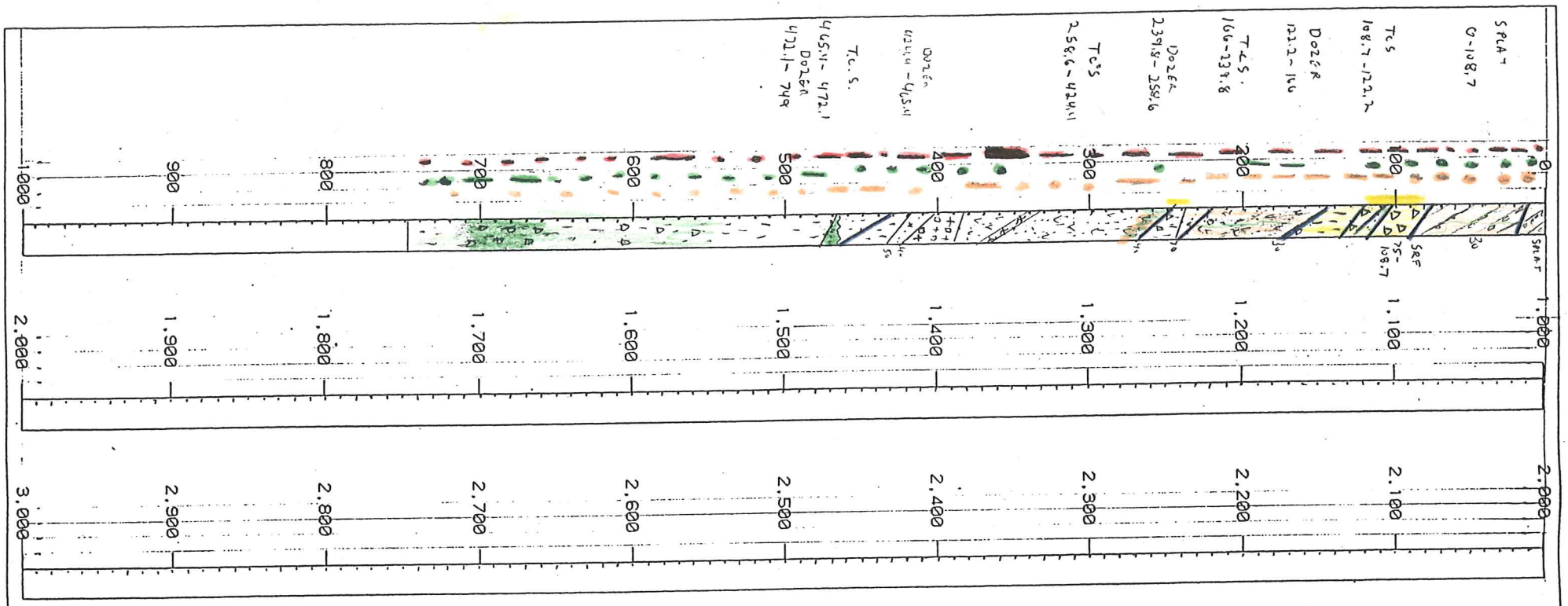

LITHOLOGY

- PLAT/FLOW
- MASSIVE AT/FLOW
- LST-
- PMBX -
- TOS/Bud Epiclastics
- BMB - Rhyolitic Porphyry
- RHYOLITE - DOZER
- ALS - PHYLLITES

TEXTURES

- LITHIC FRAGMENTS
- CRYSTALS
- LAPILLI
- AMYGDULES
- SPHERULITE
- SHARDS

STRUCTURES

- BRECCIA
- FAULT
- CLAY OR GOUGE
- FRACTURE ZONE
- VEINS Qtz
- VEINLETS
- VEINS CALC

CONTACTS

- LOST, GRADATIONAL OR INFERRED
- 80 SHARP (WITH ANGLE TO CORE)
- WAVY
- ROUGH OR JAGGED

PYRITIZATION
CHLORITIZATION
ARGILLIZATION
SILICIFICATION
GRAPHIC LOG

LOCATION ON GRID:	FINAL COLLAR COORDINATES	START 3-14-99	FINISH 3-23-99	LOGGED BY DGM
North Zone X-cut Section 1500	NORTH	HOLE TYPE HQ2 Core		SURVEYED TO SS.0
LAB	EAST			
JOB #	ELEV	BEARING N 55°W	ANGLE +14	T. D. 749
DRILLING COMPANY Longyear	DRILLER Pat Bus Cord			

The Rosebud Mining Company LLC

PAGE 1 OF 1

HOLE # RS-D343-99

Newmont Gold Core Form

Hole# RS-D343-99
Logged by D.G. Mockerron
Date 3-26-99
Area
Coords
Az/Incl SSSW +14
Total Depth 749
Contractor Longyear

Footage	% Rec	RQD	Litho: Formation	Litho: Rock type	Litho: Color	Au oz/st	Ag oz/st	Graphic	Structure: Attitudes	Structure: fault	Structure: breccia	Structure: vein	Structure: gouge	Comments	Alteration: Silic	Alteration: argillic	Alteration: clay	Alteration: prop	Alteration: Sericite	Alteration: Chlorite	Met.: FeOx/Hem	Met.: CO3	Sulfide	Mineralogy: Pyrite	Mineralogy: Marcasite	Mineralogy: Calc/Dolo	Mineralogy: Clay/Wht	Mineralogy: BaSO4
				SPLIT										Slightly Planar Laminar AT 0-108.7	0	1	0	0	0	1		1		1	1	1	1	0
																						0						
															1													
20																									2			
															0										1			
40																												
																												1
																												0
60																												
														75-108.7 SRF	1					0							2	
80									80																			
															2													2
															3	0				1								
100																												
									50					108.7 TCS	1					0							3	
120																												
									60					122.2-166 DOZER													2	
140																												
160																												
														166- TCS	0	1				1							1	
									30																			
180																												
																												0
200																												

Newmont Gold Core Form

Hole# RS-D343-99 **Area** _____ **Az/Incl** _____ **Page** 2 of 4

Logged by _____ **Total Depth** _____

Date _____ **Coords** _____ **Contractor** _____

Footage	% Rec	RQD	Litho: Formation	Litho: Rock type	Litho: Color	Au oz/st	Ag oz/st	Graphic	Structure: Attitudes	Structure: fault	Structure: breccia	Structure: vein	Structure: gouge	Comments	Alteration: Silic	Alteration: argillic	Alteration: clay	Alteration: prop	Alteration: Sericite	Alteration: Chlorite	Met.: FEOX	Met.: CO3	Met.: Sulfide	Mineralogy: Pyrite	Mineralogy: Marcasite	Mineralogy: Calc/Dolo	Mineralogy: Clay	Mineralogy: Buscu
			TCS	SS										166 – T.C.S.	0	1	0	0	0	1	0	0		1	1	0	1	0
														239.8 – Fine grain SS medium gray	2	0				0							2	
															1													
															3												1	
220															2													
															1													
															0													
240								Ag	70					239.8 – 258.6 DOZER	1													
														240.5 large pyrrhotite mass in qtz vn	0													
															2													
260														258.6 – 424.4 T.C.S	3													
									40					Chloritized Epiclastic S.S. from volcanic	0					1								
																				0								
														268 – Fine grained S.S. medium gray in fault contact with epiclastic S.S.														
280																												
300																												
320																												
																1												
																0												
340																												
360																1				1								
														386.2 – 410		0				0								
														Porphyritic Flow														
														minor biotite 395-398		1				1								
380																												
															1	0				0								
															0													
400																												

Newmont Gold Core Form

Hole# RS-D343-99 **Area** _____ **Az/Incl** _____

Logged by _____ **Total Depth** _____

Date _____ **Coords** _____ **Contractor** _____

Footage	% Rec	RQD	Litho: Formation	Litho: Rock type	Litho: Color	Au oz/st	Ag oz/st	Graphic	Structure: Attitudes	Structure: fault	Structure: breccia	Structure: vein	Structure: gouge	Comments	Alteration: Silic	Alteration: argillic	Alteration: clay	Alteration: prop	Alteration: Sericite	Alteration: Chlorite	Met.: FEOX	Met.: CO3	Met.: Sulfide	Mineralogy: Pyrite	Mineralogy: Marcasite	Mineralogy: Calc/Dolo	Mineralogy: Clay	Mineralogy: Bn-Sph
400														258.6 – 424.4 TCS	0	0	0	0	0	1	0	0	0	1	1	0	1	
																				0								
																				1								
								Ag												0								
420																1												
															1	0												
									50					424.4 – DOZER	0													
														465.4														
															1													
440															0													
																2												
																0												
															2													
															1													
															0													
460									30																			
									30																			
														465.4 – T.C.S	1													
								Ag						472.1	0													
														472.1 – DOZER	1													
														749	0													
480								Ag																				
500																												
															1													
															0													
520															1													
																1												
															0						1							
								Ag																				
540																												
															1													
															0													
560																												
								Ag																				
580																												
															1													
															0													
600																												

Newmont Gold Core Form

Hole# RS-D343-99 **Logged by** _____ **Date** _____

Area _____ **Coords** _____

Az/Incl _____ **Total Depth** _____ **Contractor** _____

Footage	% Rec	RQD	Litho: Formation	Litho: Rock type	Litho: Color	Au oz/st	Ag oz/st	Graphic	Structure: Attitudes	Structure: fault	Structure: breccia	Structure: vein	Structure: gouge	Comments	Alteration: Silic	Alteration: argillic	Alteration: clay	Alteration: prop	Alteration: Sericite	Alteration: Chlorite	Met.: FEOX	Met.: CO3	Met.: Sulfide	Mineralogy: Pyrite	Mineralogy: Marcasite	Mineralogy: Calc/Dolo	Mineralogy: Clay
600														DOZER	0	1	0	0	0	1	0	0		1	1	0	1
														472.1-749													
620																											
															1/0												
640								Ag																			
660																											
680																2											
								Ag																2/1			
700																1										1/0	
								Ag																3			
																										1/0	
720																											
740								Ag																			
														TD749													
760																											
780																											
800																											

AMERICAN ASSAY LABORATORIES

ANALYSIS REPORT SP052927

American Assay Laboratories

PO BOX 11530
RENO NV,USA
Ph.(775) 356-0606, Fax.(775) 356-1413

NEWMONT GOLD COMPANY

COPIES TO : C. BALLEW

: R. VANCE

:

:

CLIENT REFERENCE No: RS-D343-99 RECEIVED : 29 MAR 1999

No. SAMPLES : 93 REPORTED : 29 MAR 1999

MAIN SAMPLE TYPE : DRILL CORE

NEVADA LEGISLATIVE DISCLAIMER :-
The results of this assay were based solely upon the content of the sample submitted. Any decision to invest should be made only after the potential investment value of the claim or deposit has been determined based on the results of assays of multiple samples of geological materials collected by the prospective investor or by a qualified person selected by him and based on an evaluation of all engineering data which is available concerning any proposed project.

ANALYSIS	ANALYTICAL METHOD	QUALITY PARAMETER	UNIT	DETECTION
Au	FA30	15%	ppb	5
Au(R)	FA30	15%	ppb	5
Au(OZ)	FA30	15%	OPT	0.001
Au(RZ)	FA30	15%	OPT	0.001
Ag	D210	10%	ppm	0.5
Ag(OZ)	D210	10%	OPT	0.02
Ag(R)	D210	10%	ppm	0.5
Ag(RZ)	D210	10%	OPT	0.02

SIGNATORY : Leonard E. Mackedon B.S.

AMERICAN ASSAY LABORATORIES

ANALYSIS REPORT SP052927

American Assay Laboratories

CLIENT : NEWMONT GOLD COMPANY
PROJECT : ROSEBUD
REFERENCE : RS-D343-99

REPORTED : 29 MAR 1999

SAMPLES	Au FA30 ppb	Au(R) FA30 ppb	Au(OZ) FA30 OPT	Au(RZ) FA30 OPT	Ag D210 ppm	Ag(OZ) D210 OPT
RS-D343-99 00-05	40		0.001		<0.5	<0.02
RS-D343-99 05-10	673	602	0.020	0.018	2.7	0.08
RS-D343-99 10-12	30482	28351	0.889	0.827	35.7	1.04
RS-D343-99 12-15	93		0.003		1.8	0.05
RS-D343-99 15.0-18.9	96		0.003		2.9	0.08
RS-D343-99 18.9-21.7	88		0.003		2.8	0.08
RS-D343-99 21.7-25.0	145		0.004		4.9	0.14
RS-D343-99 25.0-28.8	134		0.004		4.6	0.13
RS-D343-99 28.8-33.0	34		<0.001		1.4	0.04
RS-D343-99 33-35	1270	1398	0.037	0.041	3.2	0.09
RS-D343-99 35-40	45		0.001		0.8	0.02
RS-D343-99 40-43	61		0.002		<0.5	<0.02
RS-D343-99 43-46	68		0.002		1.3	0.04
RS-D343-99 46-50	6140	6033	0.179	0.176	5.5	0.16
RS-D343-99 50-55	102		0.003		1.9	0.06
RS-D343-99 55-60	57		0.002		1.9	0.06
RS-D343-99 60-65	261		0.008		1.7	0.05
RS-D343-99 65-70	111		0.003		1.3	0.04
RS-D343-99 70-75 SMF 75	1490		0.043		10.7	0.31
RS-D343-99 75-80	2916		0.085		3.6	0.11
RS-D343-99 80.0-83.7	4506		0.131		3.5	0.10
RS-D343-99 83.7-86.7	1714		0.050		3.9	0.11
RS-D343-99 86.7-90.5	1508		0.044		9.7	0.28
RS-D343-99 90.5-95.0	6376	5750	0.186	0.168	49.9	1.46
RS-D343-99 95-100	18640	17621	0.544	0.514	48.0	1.40

AMERICAN ASSAY LABORATORIES

ANALYSIS REPORT SP052927

American Assay Laboratories

CLIENT : NEWMONT GOLD COMPANY
PROJECT : ROSEBUD
REFERENCE : RS-D343-99

REPORTED : 29 MAR 1999

SAMPLES	Au FA30 ppb	Au(R) FA30 ppb	Au(OZ) FA30 OPT	Au(RZ) FA30 OPT	Ag D210 ppm	Ag(OZ) D210 OPT
RS-D343-99 100.0-102.3	31751	30237	0.926	0.882	73.7	2.15
RS-D343-99 102.3-105.0	3711		0.108		32.5	0.95
RS-D343-99 105.0-108.7	2542		0.074		24.5	0.71
RS-D343-99 108.7-110.0	3176		0.093		34.5	1.01
RS-D343-99 110-115	2154	1900	0.063	0.055	13.3	0.39
RS-D343-99 115.0-117.2	1024		0.030		13.2	0.39
RS-D343-99 117.2-120.0	2957		0.086		17.5	0.51
RS-D343-99 120.0-122.2	4314		0.126		11.8	0.34
RS-D343-99 122.2-125.0	178		0.005		2.8	0.08
RS-D343-99 125-130	179		0.005		283.8	8.28
RS-D343-99 130-135	56		0.002		1.3	0.04
RS-D343-99 135.0-139.7	78		0.002		3.2	0.09
RS-D343-99 139.7-145.0	70		0.002		2.1	0.06
RS-D343-99 145-150	64		0.002		1.0	0.03
RS-D343-99 150-155	70		0.002		1.9	0.06
RS-D343-99 155-160	216		0.006		2.8	0.08
RS-D343-99 160.0-162.3	88		0.003		2.2	0.06
RS-D343-99 162.3-163.9	263		0.008		2.0	0.06
RS-D343-99 163.9-166.0	124		0.004		6.9	0.20
RS-D343-99 166-170	242	266	0.007	0.008	48.8	1.42
RS-D343-99 170-173	322		0.009		47.8	1.39
RS-D343-99 173-175	1360		0.040		24.9	0.73
RS-D343-99 175-178	616		0.018		14.9	0.43
RS-D343-99 178.0-181.4	182400	183819	5.321	5.362	5270.1	153.73
RS-D343-99 181.4-185.0	1482		0.043		536.2	15.64

AMERICAN ASSAY LABORATORIES

ANALYSIS REPORT SP052927

American Assay Laboratories

CLIENT : NEWMONT GOLD COMPANY
PROJECT : ROSEBUD
REFERENCE : RS-D343-99

REPORTED : 29 MAR 1999

SAMPLES	Au FA30 ppb	Au(R) FA30 ppb	Au(OZ) FA30 OPT	Au(RZ) FA30 OPT	Ag D210 ppm	Ag(OZ) D210 OPT
RS-D343-99 185.0-187.4	1086		0.032		314.0	9.16
RS-D343-99 187.4-190.0	1962		0.057		175.5	5.12
RS-D343-99 190-195	2616		0.076		39.4	1.15
RS-D343-99 195-200	4316		0.126		33.1	0.97
RS-D343-99 200.0-203.8	3748		0.109		1069.2	31.19
RS-D343-99 203.8-208.9	4502		0.131		13.2	0.39
RS-D343-99 208.9-210.0	2622		0.076		849.8	24.79
RS-D343-99 210.0-211.5	9160		0.267		1897.5	55.35
RS-D343-99 211.5-214.2	2142		0.062		253.7	7.40
RS-D343-99 214.2-216.8	6628		0.193		1631.1	47.58
RS-D343-99 216.8-220.0	6700		0.195		663.7	19.36
RS-D343-99 220.0-222.7	9740	9256	0.284	0.270	28.0	0.82
RS-D343-99 222.7-225.5	5946		0.173		162.8	4.75
RS-D343-99 225.5-226.8	3272		0.095		79.4	2.32
RS-D343-99 226.8-230.0	1900		0.055		11.3	0.33
RS-D343-99 230-235	268		0.008		15.1	0.44
RS-D343-99 235.0-239.8	448		0.013		8.4	0.25
RS-D343-99 235.0-239.8B	1190	1230	0.035	0.036	0.6	<0.02
RS-D343-99 239.8-241.3	2776	2416	0.081	0.070	1953.7	56.99
RS-D343-99 241.3-243.4	636		0.019		22.9	0.67
RS-D343-99 243.4-245.8	122		0.004		24.7	0.72
RS-D343-99 245.8-250.0	840		0.025		4.2	0.12
RS-D343-99 250.0-253.1	834		0.024		28.9	0.84
RS-D343-99 253.1-256.0	744		0.022		2.2	0.06
RS-D343-99 256.0-258.6	2140		0.062		16.5	0.48

AMERICAN ASSAY LABORATORIES

ANALYSIS REPORT SP052927

American Assay Laboratories

CLIENT : NEWMONT GOLD COMPANY
PROJECT : ROSEBUD
REFERENCE : RS-D343-99

REPORTED : 29 MAR 1999

SAMPLES	Au FA30 ppb	Au(R) FA30 ppb	Au(OZ) FA30 OPT	Au(RZ) FA30 OPT	Ag D210 ppm	Ag(OZ) D210 OPT
RS-D343-99 258.6-260.0	210		0.006		5.8	0.17
RS-D343-99 260.0-262.2	164		0.005		4.3	0.13
RS-D343-99 262.2-263.8	598		0.017		9.9	0.29
RS-D343-99 263.8-266.8	774		0.023		61.4	1.79
RS-D343-99 266.8-268.4	952		0.028		27.8	0.81
RS-D343-99 268.4-273.0	986		0.029		16.8	0.49
RS-D343-99 273.0-277.8	2088	2006	0.061	0.059	149.4	4.36
RS-D343-99 277.8-282.3	422		0.012		12.1	0.35
RS-D343-99 282.3-285.0	268		0.008		20.9	0.61
RS-D343-99 285.0-288.5	608		0.018		137.9	4.02
RS-D343-99 288.5-290.0	780	714	0.023	0.021	355.8	10.38
RS-D343-99 290.0-293.5	406		0.012		20.7	0.60
RS-D343-99 293.5-297.0	346		0.010		7.7	0.22
RS-D343-99 297-299	9667		0.282		269.8	7.87
RS-D343-99 299.0-302.5	350		0.010		6.7	0.20
RS-D343-99 302.5-304.7	11553	10920	0.337	0.319	50.8	1.48
RS-D343-99 304.7-305.5	6940	6284	0.202	0.183	37.8	1.10
RS-D343-99 305.5-310.0	1800		0.053		20.9	0.61

AMERICAN ASSAY LABORATORIES

ANALYSIS REPORT SP052927

American Assay Laboratories

CLIENT : NEWMONT GOLD COMPANY
PROJECT : ROSEBUD
REFERENCE : RS-D343-99

REPORTED : 29 MAR 1999

SAMPLES	Ag(R) D210 ppm	Ag(RZ) D210 OPT
RS-D343-99 00-05		
RS-D343-99 05-10		
RS-D343-99 10-12	32.7	0.95
RS-D343-99 12-15		
RS-D343-99 15.0-18.9		
RS-D343-99 18.9-21.7		
RS-D343-99 21.7-25.0		
RS-D343-99 25.0-28.8		
RS-D343-99 28.8-33.0		
RS-D343-99 33-35		
RS-D343-99 35-40		
RS-D343-99 40-43		
RS-D343-99 43-46		
RS-D343-99 46-50		
RS-D343-99 50-55		
RS-D343-99 55-60		
RS-D343-99 60-65		
RS-D343-99 65-70		
RS-D343-99 70-75		
RS-D343-99 75-80		
RS-D343-99 80.0-83.7		
RS-D343-99 83.7-86.7		
RS-D343-99 86.7-90.5		
RS-D343-99 90.5-95.0		
RS-D343-99 95-100		

AMERICAN ASSAY LABORATORIES

ANALYSIS REPORT SP052927

American Assay Laboratories

CLIENT : NEWMONT GOLD COMPANY
PROJECT : ROSEBUD
REFERENCE : RS-D343-99

REPORTED : 29 MAR 1999

SAMPLES	Ag(R) D210 ppm	Ag(RZ) D210 OPT
RS-D343-99 100.0-102.3	80.6	2.35
RS-D343-99 102.3-105.0		
RS-D343-99 105.0-108.7		
RS-D343-99 108.7-110.0		
RS-D343-99 110-115		
RS-D343-99 115.0-117.2		
RS-D343-99 117.2-120.0		
RS-D343-99 120.0-122.2		
RS-D343-99 122.2-125.0		
RS-D343-99 125-130		
RS-D343-99 130-135		
RS-D343-99 135.0-139.7		
RS-D343-99 139.7-145.0		
RS-D343-99 145-150		
RS-D343-99 150-155		
RS-D343-99 155-160		
RS-D343-99 160.0-162.3		
RS-D343-99 162.3-163.9		
RS-D343-99 163.9-166.0		
RS-D343-99 166-170		
RS-D343-99 170-173		
RS-D343-99 173-175		
RS-D343-99 175-178		
RS-D343-99 178.0-181.4	5102.0	148.83
RS-D343-99 181.4-185.0		

AMERICAN ASSAY LABORATORIES

ANALYSIS REPORT SP052927

American Assay Laboratories

CLIENT : NEWMONT GOLD COMPANY
PROJECT : ROSEBUD
REFERENCE : RS-D343-99

REPORTED : 29 MAR 1999

SAMPLES	Ag(R) D210 ppm	Ag(RZ) D210 OPT
RS-D343-99 185.0-187.4		
RS-D343-99 187.4-190.0		
RS-D343-99 190-195		
RS-D343-99 195-200		
RS-D343-99 200.0-203.8		
RS-D343-99 203.8-208.9		
RS-D343-99 208.9-210.0		
RS-D343-99 210.0-211.5		
RS-D343-99 211.5-214.2		
RS-D343-99 214.2-216.8		
RS-D343-99 216.8-220.0		
RS-D343-99 220.0-222.7		
RS-D343-99 222.7-225.5		
RS-D343-99 225.5-226.8		
RS-D343-99 226.8-230.0		
RS-D343-99 230-235		
RS-D343-99 235.0-239.8		
RS-D343-99 235.0-239.8B		
RS-D343-99 239.8-241.3		
RS-D343-99 241.3-243.4		
RS-D343-99 243.4-245.8		
RS-D343-99 245.8-250.0		
RS-D343-99 250.0-253.1		
RS-D343-99 253.1-256.0		
RS-D343-99 256.0-258.6		

AMERICAN ASSAY LABORATORIES

ANALYSIS REPORT SP052927

American Assay Laboratories

CLIENT : NEWMONT GOLD COMPANY
PROJECT : ROSEBUD
REFERENCE : RS-D343-99

REPORTED : 29 MAR 1999

SAMPLES	Ag(R) D210 ppm	Ag(RZ) D210 OPT
RS-D343-99 258.6-260.0		
RS-D343-99 260.0-262.2		
RS-D343-99 262.2-263.8		
RS-D343-99 263.8-266.8		
RS-D343-99 266.8-268.4		
RS-D343-99 268.4-273.0		
RS-D343-99 273.0-277.8		
RS-D343-99 277.8-282.3		
RS-D343-99 282.3-285.0		
RS-D343-99 285.0-288.5		
RS-D343-99 288.5-290.0		
RS-D343-99 290.0-293.5		
RS-D343-99 293.5-297.0		
RS-D343-99 297-299		
RS-D343-99 299.0-302.5		
RS-D343-99 302.5-304.7		
RS-D343-99 304.7-305.5		
RS-D343-99 305.5-310.0		

AMERICAN ASSAY LABORATORIES

AAL 01-2 ICP PACKAGE DETECTION LIMITS

ELEMENT	Ag	Al	As	B	Ba	Bi	Ca	Cd	Co	Cr	Cu	Fe	Hg	K	La	Mg	Mn	Mo	Na	Ni	P	Pb	Sb	Se	Sr	Th	Ti	U	V	W	Zn
SAMPLES	ppm	%	ppm	ppm	ppm	ppm	%	ppm	ppm	ppm	ppm	%	ppb	%	ppm	%	ppm	ppm	%	ppm	%	ppm	ppm	ppm	ppm	ppm	%	ppm	ppm	ppm	ppm
	0.3	0.01	2	3	1	3	0.01	0.2	1	1	1	0.01	10	0.01	1	0.01	2	1	0.01	1	0.001	3	3	0.1	1	2	0.01	8	1	2	1

0.500 GRAMS OF PULP IS DIGESTED WITH HYDROCHLORIC AND NITRIC ACID AT 95 DEGREE CENTIGRADE FOR ONE HOUR.
DIGEST IS PARTIAL FOR B, Ba, Ca, Cr, Fe, La, Mg, Mn, Sr, Ti AND W.
DIGEST IS LIMITED FOR Al, K AND Na.

CLIENT:	*NEWMONT GOLD COMPANY*
CLIENT REF:	ROSEBUD EXPLORATION
AAL REF:	SP052927
METHOD:	AAL 01-2 + Se

AMERICAN ASSAY LABORATORIES
1500 GLENDALE AVE.
SPARKS, NV 89431
PHONE: (775) 356-0606
FAX: (775) 356-1413

ELEMENT SAMPLES	Ag ppm	Al %	As ppm	B ppm	Ba ppm	Bi ppm	Ca %	Cd ppm	Co ppm	Cr ppm	Cu ppm	Fe %	Hg ppb	K %	La ppm	Mg %	Mn ppm	Mo ppm	Na %	Ni ppm	P %	Pb ppm	Sb ppm	Se ppm	Sr ppm	Th ppm	Ti %	U ppm	V ppm	W ppm	Zn ppm
RS-D343-99 00-12	13.2	0.72	39	3	44	< 3	0.79	0.2	3	5	24	2.71	30	0.34	14	0.08	334	2	0.02	3	0.059	24	7	6.1	66	4	< .01	< 8	3	< 2	32
RS-D343-99 12.0-28.8	2.7	0.56	57	< 3	73	< 3	0.26	0.5	6	6	10	2.34	215	0.23	13	0.04	108	3	0.01	3	0.046	19	12	12.2	65	3	< .01	< 8	3	< 2	72
RS-D343-99 28.8-46.0	1.7	0.83	36	3	64	< 3	0.31	< .2	3	2	8	2.54	30	0.39	17	0.04	89	3	0.01	2	0.066	23	10	8.6	51	5	< .01	< 8	2	< 2	47
RS-D343-99 46-60	3.5	0.73	47	3	73	< 3	0.22	0.4	3	2	7	1.87	105	0.33	15	0.04	109	2	0.01	2	0.051	20	9	9.6	154	4	< .01	< 8	2	< 2	49
RS-D343-99 60-75	2	0.48	39	< 3	43	< 3	0.14	0.3	4	1	9	2.49	185	0.25	12	0.03	71	2	0.01	6	0.023	17	16	10.2	109	3	< .01	< 8	1	< 2	115
RS-D343-99 75.0-90.5	4.2	0.44	35	< 3	47	< 3	0.12	1.1	6	4	12	1.74	340	0.14	7	0.02	116	2	0.01	7	0.027	12	13	10.5	152	2	< .01	< 8	1	< 2	474
RS-D343-99 90.5-108.7	29.3	0.28	69	< 3	96	< 3	0.05	< .2	2	12	136	1.68	310	0.09	4	0.01	146	3	0.01	8	0.008	5	27	12.8	125	< 2	< .01	< 8	2	< 2	82
RS-D343-99 108.7-122.2	15.8	0.37	83	< 3	26	< 3	0.08	< .2	7	8	38	2.49	190	0.14	3	0.02	103	3	0.01	26	0.007	3	31	21.2	102	< 2	< .01	< 8	5	2	54
RS-D343-99 122.2-135.0	86.2	0.38	49	< 3	146	< 3	0.04	0.3	2	7	33	1.03	80	0.14	21	0.01	112	3	< .01	5	0.003	7	78	14.3	99	5	< .01	< 8	1	< 2	72
RS-D343-99 135-155	2.1	0.59	59	< 3	104	< 3	0.06	< .2	3	5	84	1.15	230	0.19	29	0.02	132	3	0.01	6	0.006	7	14	8.2	69	7	< .01	< 8	1	< 2	57
RS-D343-99 155-166	3	0.46	76	< 3	86	< 3	0.08	0.2	2	6	60	1.08	240	0.17	27	0.02	128	3	0.01	5	0.007	11	19	27.2	66	6	< .01	< 8	1	< 2	59
RS-D343-99 166-173	52.4	0.57	91	< 3	19	< 3	0.11	0.2	10	12	104	2.91	10	0.23	4	0.04	103	3	0.01	40	0.006	10	308	46.5	48	< 2	< .01	< 8	9	< 2	82
RS-D343-99 173.0-181.4	258.5	0.55	115	< 3	20	3	0.12	0.5	8	13	358	2.84	20	0.21	5	0.04	126	3	0.01	37	0.005	11	3360	427.2	51	< 2	< .01	< 8	8	< 2	125
RS-D343-99 181.4-203.8	285.8	0.63	234	< 3	18	< 3	0.15	0.5	11	11	80	2.96	470	0.25	3	0.05	86	2	0.01	46	0.014	10	636	113.7	101	< 2	< .01	< 8	11	2	255
RS-D343-99 203.8-214.2	297	0.35	153	< 3	42	< 3	0.11	0.3	9	9	38	2.12	230	0.13	2	0.02	136	3	0.01	19	0.01	6	721	111.7	59	< 2	< .01	< 8	5	< 2	143
RS-D343-99 214.2-226.8	253.7	0.37	197	< 3	44	< 3	0.11	0.3	7	15	34	2.01	170	0.12	2	0.02	162	11	0.01	17	0.017	8	802	85.7	71	< 2	< .01	< 8	5	< 2	99
RS-D343-99 226.8-239.8	10.4	0.52	73	4	73	< 3	0.18	0.2	10	8	64	2.28	65	0.18	4	0.04	101	3	0.01	19	0.024	10	66	19.2	81	2	< .01	< 8	7	2	66
RS-D343-99 239.8-250.0	266.2	0.5	48	4	273	< 3	0.13	< .2	2	14	19	1.37	360	0.21	29	0.04	178	2	0.01	6	0.007	8	405	102.5	32	7	< .01	< 8	2	< 2	33
RS-D343-99 250.0-258.6	13	0.48	87	< 3	93	< 3	0.13	0.3	2	8	13	1.44	115	0.21	36	0.03	128	2	0.01	4	0.007	11	25	12.1	30	8	< .01	< 8	2	< 2	45
RS-D343-99 258.6-273.0	16.5	0.62	137	< 3	30	< 3	0.12	0.9	9	11	107	1.98	165	0.22	6	0.04	102	3	0.01	38	0.025	8	98	21.1	159	< 2	< .01	< 8	8	< 2	584
RS-D343-99 273.0-293.5	97.3	1.07	293	< 3	35	< 3	0.22	0.5	13	8	41	2.93	80	0.39	5	0.07	72	3	0.01	69	0.036	12	99	46.9	99	2	< .01	< 8	14	< 2	62
RS-D343-99 293.5-310.0	60.6	0.83	242	< 3	31	< 3	0.28	0.2	10	7	32	2.42	80	0.32	5	0.06	99	2	0.01	57	0.033	14	51	37.5	46	2	< .01	< 8	11	< 2	52
STANDARD C3	5.6	1.8	56	18	144	18	0.58	23.4	12	168	66	3.49	930	0.16	17	0.64	866	23	0.04	36	0.086	35	17	1.4	28	23	0.08	19	78	15	158
STANDARD G-2	< .3	0.92	< 2	< 3	220	< 3	0.64	< .2	4	72	6	1.98	< 10	0.46	8	0.6	585	1	0.08	7	0.09	4	< 3	< .1	70	4	0.13	< 8	38	3	37

American Assay Laboratories

PO BOX 11530
RENO NV,USA
Ph.(775) 356-0606, Fax.(775) 356-1413

NEWMONT GOLD COMPANY

COPIES TO : C. BALLEW
: R. VANCE
: K. ALLEN
:

CLIENT REFERENCE No: RS-D343-99 RECEIVED : 8 APR 1999

No. SAMPLES : 109 REPORTED : 23 APR 1999

MAIN SAMPLE TYPE : DRILL CORE

NEVADA LEGISLATIVE DISCLAIMER :-
The results of this assay were based solely upon the content of the sample submitted. Any decision to invest should be made only after the potential investment value of the claim or deposit has been determined based on the results of assays of multiple samples of geological materials collected by the prospective investor or by a qualified person selected by him and based on an evaluation of all engineering data which is available concerning any proposed project.

ANALYSIS	ANALYTICAL METHOD	QUALITY PARAMETER	UNIT	DETECTION
Au	FA30	15%	ppb	5
Au(R)	FA30	15%	ppb	5
Au(OZ)	FA30	15%	OPT	0.001
Au(RZ)	FA30	15%	OPT	0.001
Ag	D210	10%	ppm	0.5
Ag(OZ)	D210	10%	OPT	0.02

SIGNATORY : Leonard E. Mackedon B.S.

AMERICAN ASSAY LABORATORIES

ANALYSIS REPORT SP053024

American Assay Laboratories

CLIENT : NEWMONT GOLD COMPANY
PROJECT : ROSEBUD
REFERENCE : RS-D343-99

REPORTED : 23 APR 1999

SAMPLES	Au FA30 ppb	Au(R) FA30 ppb	Au(OZ) FA30 OPT	Au(RZ) FA30 OPT	Ag D210 ppm	Ag(OZ) D210 OPT
RS-D343-99 310-312	48		0.001		8.6	0.25
RS-D343-99 312-315	890		0.026		114.7	3.35
RS-D343-99 315-320	438		0.013		10.9	0.32
RS-D343-99 320-325	3546	5134	0.103	0.150	21.6	0.63
RS-D343-99 325-330	514		0.015		7.6	0.22
RS-D343-99 330-335	264		0.008		5.1	0.15
RS-D343-99 335-340	2618		0.076		6.8	0.20
RS-D343-99 340-345	954		0.028		8.1	0.24
RS-D343-99 345-350	330		0.010		5.0	0.15
RS-D343-99 350-354	1298		0.038		8.0	0.23
RS-D343-99 354-359	2966	3364	0.087	0.098	7.3	0.21
RS-D343-99 359.0-361.8	9320		0.272		9.0	0.26
RS-D343-99 361.8-365.0	492		0.014		6.9	0.20
RS-D343-99 365-370	354		0.010		4.8	0.14
RS-D343-99 370-375	40		0.001		3.1	0.09
RS-D343-99 375.0-378.6	10		<0.001		1.5	0.04
RS-D343-99 378.6-384.0	406		0.012		1.5	0.04
RS-D343-99 384.0-386.2	16352		0.477		16.9	0.49
RS-D343-99 386.2-390.0	3203		0.093		4.5	0.13
RS-D343-99 390.0-395.4	1746		0.051		3.2	0.09
RS-D343-99 395.4-397.0	7320		0.214		16.6	0.48
RS-D343-99 397-400	2486		0.073		3.0	0.09
RS-D343-99 400-405	882		0.026		15.3	0.45
RS-D343-99 405-410	270		0.008		22.9	0.67
RS-D343-99 410-415	224		0.007		2.2	0.06

AMERICAN ASSAY LABORATORIES

ANALYSIS REPORT SP053024

American Assay Laboratories

CLIENT : NEWMONT GOLD COMPANY
PROJECT : ROSEBUD
REFERENCE : RS-D343-99

REPORTED : 23 APR 1999

SAMPLES	Au FA30 ppb	Au(R) FA30 ppb	Au(OZ) FA30 OPT	Au(RZ) FA30 OPT	Ag D210 ppm	Ag(OZ) D210 OPT
RS-D343-99 415.0-416.9	312		0.009		464.8	13.56
RS-D343-99 416.9-420.5	1472		0.043		4.2	0.12
RS-D343-99 420.5-421.8	11160		0.326		432.0	12.60
RS-D343-99 421.8-424.4	990		0.029		138.3	4.03
RS-D343-99 424.4-428.0	812		0.024		3.3	0.10
RS-D343-99 428.0-432.7	142	152	0.004	0.004	1.9	0.06
RS-D343-99 432.7-435.0	522		0.015		13.6	0.40
RS-D343-99 435.0-436.8	1624		0.047		3.1	0.09
RS-D343-99 436.8-439.3	3948		0.115		8.4	0.25
RS-D343-99 439.3-441.2	3098		0.090		3.4	0.10
RS-D343-99 441.2-446.0	756		0.022		6.0	0.18
RS-D343-99 446-450	2050		0.060		4.9	0.14
RS-D343-99 450-452	386	408	0.011	0.012	2.7	0.08
RS-D343-99 452-455	19610		0.572		75.9	2.21
RS-D343-99 455-460	706		0.021		6.9	0.20
RS-D343-99 460.0-465.4	318		0.009		14.0	0.41
RS-D343-99 465.4-467.6	994		0.029		137.9	4.02
RS-D343-99 467.6-470.0	1302		0.038		1761.4	51.38
RS-D343-99 470.0-472.1	1254		0.037		59.0	1.72
RS-D343-99 472.1-475.0	226		0.007		6.7	0.20
RS-D343-99 475-480	903		0.026		2.8	0.08
RS-D343-99 480-485	546		0.016		31.8	0.93
RS-D343-99 485-490	96		0.003		6.9	0.20
RS-D343-99 490-495	50		0.001		3.6	0.11
RS-D343-99 495-500	113		0.003		34.0	0.99

AMERICAN ASSAY LABORATORIES

ANALYSIS REPORT SP053024

American Assay Laboratories

CLIENT : NEWMONT GOLD COMPANY
PROJECT : ROSEBUD
REFERENCE : RS-D343-99

REPORTED : 23 APR 1999

SAMPLES	Au FA30 ppb	Au(R) FA30 ppb	Au(OZ) FA30 OPT	Au(RZ) FA30 OPT	Ag D210 ppm	Ag(OZ) D210 OPT
RS-D343-99 500-505	92		0.003		1.3	0.04
RS-D343-99 505-510	998		0.029		1.4	0.04
RS-D343-99 510-515	3327	2952	0.097	0.086	3.6	0.11
RS-D343-99 515-520	88		0.003		1.3	0.04
RS-D343-99 520-525	2051		0.060		1.7	0.05
RS-D343-99 525-530	805		0.023		1.6	0.05
RS-D343-99 530-535	358		0.010		180.5	5.27
RS-D343-99 535-540	43		0.001		6.7	0.20
RS-D343-99 540-545	174		0.005		1.4	0.04
RS-D343-99 545-550	299		0.009		1.3	0.04
RS-D343-99 550-555	76		0.002		1.0	0.03
RS-D343-99 555-560	62		0.002		1.0	0.03
RS-D343-99 560-565	82		0.002		20.2	0.59
RS-D343-99 565-570	609		0.018		35.8	1.04
RS-D343-99 570-575	80		0.002		1.4	0.04
RS-D343-99 575-580	484	611	0.014	0.018	26.2	0.76
RS-D343-99 580-585	50		0.001		1.2	0.04
RS-D343-99 585-590	49		0.001		1.4	0.04
RS-D343-99 590-595	83		0.002		22.1	0.64
RS-D343-99 595-600	44		0.001		0.9	0.03
RS-D343-99 600.0-603.5	235		0.007		1.4	0.04
RS-D343-99 603.5-606.8	159		0.005		1.1	0.03
RS-D343-99 606.8-611.0	1811		0.053		2.5	0.07
RS-D343-99 611-615	69		0.002		0.9	0.03
RS-D343-99 615-620	863		0.025		3.1	0.09

AMERICAN ASSAY LABORATORIES

ANALYSIS REPORT SP053024

American Assay Laboratories

CLIENT : NEWMONT GOLD COMPANY
PROJECT : ROSEBUD
REFERENCE : RS-D343-99

REPORTED : 23 APR 1999

SAMPLES	Au FA30 ppb	Au(R) FA30 ppb	Au(OZ) FA30 OPT	Au(RZ) FA30 OPT	Ag D210 ppm	Ag(OZ) D210 OPT
RS-D343-99 620-625	101		0.003		0.7	0.02
RS-D343-99 625-630	51		0.001		0.9	0.03
RS-D343-99 630-635	133		0.004		2.4	0.07
RS-D343-99 630-635B	110		0.003		<0.5	<0.02
RS-D343-99 635-638	1019	560	0.030	0.016	17.6	0.51
RS-D343-99 638-640	202		0.006		6.0	0.18
RS-D343-99 640-645	278		0.008		1.7	0.05
RS-D343-99 645-650	252	288	0.007	0.008	29.0	0.85
RS-D343-99 650-655	1215		0.035		6.1	0.18
RS-D343-99 655-659	248		0.007		2.9	0.08
RS-D343-99 659-664	2772		0.081		16.2	0.47
RS-D343-99 664-669	1116		0.033		120.3	3.51
RS-D343-99 669-674	719		0.021		3.6	0.11
RS-D343-99 674-679	266		0.008		1.9	0.06
RS-D343-99 679-684	166		0.005		26.4	0.77
RS-D343-99 684-689	118		0.003		40.2	1.17
RS-D343-99 689-692	57		0.002		2.5	0.07
RS-D343-99 692-695	17		<0.001		1.9	0.06
RS-D343-99 695.0-697.2	30		<0.001		1.0	0.03
RS-D343-99 697.2-702.4	3482	3996	0.102	0.117	6.1	0.18
RS-D343-99 702.4-705.5	159		0.005		2.8	0.08
RS-D343-99 705.5-707.0	1790		0.052		4.4	0.13
RS-D343-99 707-709	421	374	0.012	0.011	1318.5	38.46
RS-D343-99 709-714	1371		0.040		92.6	2.70
RS-D343-99 714-719	59		0.002		3.0	0.09

AMERICAN ASSAY LABORATORIES

ANALYSIS REPORT SP053024

American Assay Laboratories

CLIENT : NEWMONT GOLD COMPANY
PROJECT : ROSEBUD
REFERENCE : RS-D343-99

REPORTED : 23 APR 1999

SAMPLES	Au FA30 ppb	Au(R) FA30 ppb	Au(OZ) FA30 OPT	Au(RZ) FA30 OPT	Ag D210 ppm	Ag(OZ) D210 OPT
RS-D343-99 719-724	281		0.008		2.7	0.08
RS-D343-99 724-729	161		0.005		2.7	0.08
RS-D343-99 729-734	<5	<5	<0.001	<0.001	0.5	<0.02
RS-D343-99 734.0-737.7	84		0.002		1.8	0.05
RS-D343-99 737.7-739.0	3464		0.101		40.0	1.17
RS-D343-99 739.0-743.3	40		0.001		2.1	0.06
RS-D343-99 743.3-745.0	31		<0.001		4371.0	127.50
RS-D343-99 745-747	439		0.013		65.8	1.92
RS-D343-99 747-749	758		0.022		73.4	2.14

AMERICAN ASSAY LABORATORIES

AAL 01-2 ICP PACKAGE DETECTION LIMITS

ELEMENT	Ag	Al	As	B	Ba	Bi	Ca	Cd	Co	Cr	Cu	Fe	Hg	K	La	Mg	Mn	Mo	Na	Ni	P	Pb	Sb	Se	Sr	Th	Ti	U	V	W	Zn
SAMPLES	ppm	%	ppm	ppm	ppm	ppm	%	ppm	ppm	ppm	ppm	%	ppb	%	ppm	%	ppm	ppm	%	ppm	%	ppm	ppm	ppm	ppm	ppm	%	ppm	ppm	ppm	ppm
	0.3	0.01	2	3	1	3	0.01	0.2	1	1	1	0.01	10	0.01	1	0.01	2	1	0.01	1	0.001	3	3	0.1	1	2	0.01	8	1	2	1

0.500 GRAMS OF PULP IS DIGESTED WITH HYDROCHLORIC AND NITRIC ACID AT 95 DEGREE CENTIGRADE FOR ONE HOUR.
DIGEST IS PARTIAL FOR B, Ba, Ca, Cr, Fe, La, Mg, Mn, Sr, Ti AND W.
DIGEST IS LIMITED FOR Al, K AND Na.

CLIENT:	*NEWMONT GOLD COMPANY*
CLIENT REF:	ROSEBUD EXPLORATION
AAL REF:	SP053024
METHOD:	AAL 01-2 + Se

AMERICAN ASSAY LABORATORIES
1500 GLENDALE AVE.
SPARKS, NV 89431
PHONE: (775) 356-0606
FAX: (775) 356-1413

ELEMENT SAMPLES	Ag ppm	Al %	As ppm	B ppm	Ba ppm	Bi ppm	Ca %	Cd ppm	Co ppm	Cr ppm	Cu ppm	Fe %	Hg ppb	K %	La ppm	Mg %	Mn ppm	Mo ppm	Na %	Ni ppm	P %	Pb ppm	Sb ppm	Se ppm	Sr ppm	Th ppm	Ti %	U ppm	V ppm	W ppm	Zn ppm
RS-D343-99 310-330	30.4	0.87	171	4	66	< 3	0.33	< .2	14	8	34	2.67	95	0.33	7	0.05	43	8	0.01	55	0.051	13	28	24	40	< 2	< .01	< 8	14	< 2	62
RS-D343-99 330-350	6.1	0.98	113	< 3	61	< 3	0.29	< .2	15	12	63	2.32	75	0.37	9	0.06	55	3	0.01	48	0.043	15	48	21.5	42	< 2	< .01	< 8	20	2	77
RS-D343-99 350-370	9.3	1.26	139	< 3	48	< 3	0.38	1	19	20	49	3.74	100	0.44	11	0.08	49	3	0.01	82	0.071	6	67	27.6	52	2	< .01	< 8	25	3	81
RS-D343-99 370.0-386.2	4.9	1.11	83	4	71	< 3	0.45	0.8	21	21	49	3.83	145	0.41	13	0.07	49	3	0.01	98	0.101	10	61	14.6	55	2	< .01	< 8	26	2	86
RS-D343-99 386.2-410.0	6.6	0.85	63	< 3	111	< 3	0.3	< .2	4	5	13	1.54	130	0.35	20	0.06	37	3	0.01	15	0.044	13	55	13.6	51	4	< .01	< 8	5	< 2	39
RS-D343-99 424.4-441.2	2.3	0.64	40	< 3	201	< 3	0.14	< .2	1	5	43	1.12	140	0.27	40	0.04	46	1	< .01	1	0.006	16	13	7.2	37	6	< .01	< 8	1	< 2	49
RS-D343-99 441.2-465.4	13.3	0.64	55	5	126	< 3	0.13	0.5	< 1	5	41	1.51	130	0.26	35	0.04	50	3	< .01	7	0.006	15	22	14.5	44	6	< .01	< 8	1	< 2	86
RS-D343-99 465.4-472.1	369.5	0.65	43	3	174	< 3	0.16	< .2	3	5	35	1.2	210	0.31	8	0.05	46	1	0.01	5	0.009	14	445	67.6	40	2	< .01	< 8	3	< 2	56
RS-D343-99 472.1-495.0	9.8	0.44	56	< 3	96	4	0.15	< .2	< 1	3	10	1.58	100	0.25	27	0.03	43	1	< .01	5	0.006	24	25	10.2	38	6	< .01	< 8	1	< 2	102
RS-343-99 495-515	11.3	0.57	83	< 3	134	< 3	0.14	< .2	< 1	3	20	1.23	95	0.28	40	0.03	45	2	0.01	7	0.005	17	20	10.4	36	7	< .01	< 8	1	< 2	62
RS-343-99 515-535	58.2	0.65	50	3	34	< 3	0.14	0.3	< 1	3	10	1.27	40	0.32	61	0.03	50	5	0.01	4	0.007	22	50	17.3	37	10	< .01	< 8	< 1	< 2	47
RS-343-99 535-555	2.2	0.75	39	< 3	122	3	0.15	< .2	< 1	1	15	1.38	80	0.36	58	0.04	47	< 1	< .01	3	0.008	21	10	9.5	41	9	< .01	< 8	1	< 2	48
RS-343-99 555-575	13	0.67	34	< 3	76	< 3	0.37	< .2	< 1	2	12	1.38	40	0.33	56	0.04	230	1	< .01	2	0.007	23	12	6.6	48	10	< .01	< 8	1	< 2	49
RS-343-99 575-595	9.9	0.63	33	< 3	60	< 3	0.64	< .2	< 1	2	5	1.69	95	0.36	53	0.04	421	< 1	0.01	6	0.008	19	10	7.2	55	10	< .01	< 8	< 1	< 2	51
RS-343-99 595-615	2	0.62	26	< 3	11	< 3	0.33	0.3	< 1	2	5	1.16	160	0.34	57	0.04	191	1	0.01	3	0.008	19	7	7.1	39	9	< .01	< 8	< 1	< 2	81
RS-343-99 615-635	1.4	0.86	24	< 3	33	< 3	0.42	< .2	< 1	1	10	1.25	60	0.43	62	0.05	191	< 1	0.01	1	0.01	22	8	6.2	44	11	< .01	< 8	< 1	< 2	58
RS-343-99 635-655	11.3	0.63	80	< 3	175	< 3	0.52	< .2	< 1	5	9	1.24	120	0.33	50	0.04	215	1	< .01	< 1	0.008	21	13	9.8	42	8	< .01	< 8	1	< 2	55
RS-343-99 655-674	35.7	0.63	83	< 3	188	< 3	0.13	0.4	1	3	5	0.96	85	0.35	64	0.04	52	1	0.01	3	0.007	23	34	12.9	34	11	< .01	< 8	1	< 2	50
RS-343-99 674-692	17.4	0.73	75	< 3	46	7	0.3	< .2	2	3	8	2.55	60	0.38	42	0.04	87	< 1	0.01	3	0.018	24	15	18.5	39	6	< .01	< 8	2	< 2	42
RS-343-99 692-709	176.9	0.69	81	< 3	60	< 3	0.7	0.4	2	4	10	2.44	150	0.4	36	0.05	190	1	0.02	10	0.035	20	112	35.2	51	5	< .01	< 8	5	< 2	60
RS-343-99 709-729	29	0.8	95	< 3	96	< 3	0.86	< .2	5	5	12	2.35	40	0.34	42	0.09	368	1	0.02	3	0.033	20	22	14.8	62	5	< .01	< 8	6	< 2	84
RS-343-99 729-749	364.6	0.72	85	< 3	86	3	0.62	< .2	3	5	27	1.88	170	0.33	49	0.06	229	1	0.02	3	0.031	19	186	61.8	56	7	< .01	< 8	4	< 2	81
STANDARD C3	5	1.8	50	18	141	23	0.52	21.6	11	160	62	3.13	925	0.15	17	0.55	725	23	0.03	37	0.079	40	15	1.1	27	18	0.08	18	73	14	152
STANDARD G-2	< .3	0.98	< 2	< 3	219	< 3	0.64	< .2	5	75	6	1.97	< 10	0.46	8	0.58	515	1	0.07	4	0.083	< 3	< 3	< .1	70	4	0.12	< 8	39	2	40

AMERICAN ASSAY LABORATORIES

PROVISIONAL REPORT SP053024

PO BOX 11530
RENO NV,USA
Ph.(775) 356-0606, Fax.(775) 356-1413

NEWMONT GOLD COMPANY

COPIES TO : C. BALLEW

: R. VANCE

:

:

CLIENT REFERENCE No: RS-D343-99 RECEIVED : 8 APR 1999

No. SAMPLES : 109 REPORTED : 8 APR 1999

MAIN SAMPLE TYPE : DRILL CORE

NEVADA LEGISLATIVE DISCLAIMER :-
The results of this assay were based solely upon the content of the sample submitted. Any decision to invest should be made only after the potential investment value of the claim or deposit has been determined based on the results of assays of multiple samples of geological materials collected by the prospective investor or by a qualified person selected by him and based on an evaluation of all engineering data which is available concerning any proposed project.

ANALYSIS	ANALYTICAL METHOD	QUALITY PARAMETER	UNIT	DETECTION
Au	FA30	15%	ppb	5
Au(R)	FA30	15%	ppb	5
Au(OZ)	FA30	15%	OPT	0.001
Au(RZ)	FA30	15%	OPT	0.001
Ag	D210	10%	ppm	0.5
Ag(OZ)	D210	10%	OPT	0.02

SIGNATORY : Leonard E. Mackedon B.S.

04/15/1999 14:03 7023561413 AMERICAN ASSAY LABS PAGE 01
7023561413

AMERICAN ASSAY LABORATORIES

PROVISIONAL REPORT SP053024

CLIENT : NEWMONT GOLD COMPANY
PROJECT : ROSEBUD
REFERENCE : RS-D343-99

REPORTED : 8 APR 1999

SAMPLES		Au	Au(R)	Au(OZ)	Au(RZ)	Ag	Ag(OZ)
RS-D343-99 310-312		48		0.001			
RS-D343-99 312-315		890		0.026			
RS-D343-99 315-320		438		0.013			
RS-D343-99 320-325		3546		0.103			
RS-D343-99 325-330		514		0.015			
RS-D343-99 330-335		264		0.008			
RS-D343-99 335-340		2618		0.076			
RS-D343-99 340-345		954		0.028			
RS-D343-99 345-350		330	TCS	0.010			
RS-D343-99 350-354		1298		0.038			
RS-D343-99 354-359		2966	3364	0.087	0.098		
RS-D343-99 359.0-361.8	2.8	9320		0.272			
RS-D343-99 361.8-365.0		492		0.014			
RS-D343-99 365-370		354		0.010			
RS-D343-99 370-375		40		0.001			
RS-D343-99 375.0-378.6	TCS BRECCIA w/ sul	10		<0.001			
RS-D343-99 378.6-384.0	/ HEAL	406		0.012			
RS-D343-99 384.0-386.2	2.2	16352		0.477			
RS-D343-99 386.2-390.0	Qtz + MARC stockwork	3203		0.093			
RS-D343-99 390.0-395.4	/	1746		0.051	BMB Porphyry		
RS-D343-99 395.4-397.0	1.6	7320		0.214			
RS-D343-99 397-400		2486		0.073			
RS-D343-99 400-405		882		0.026			
RS-D343-99 405-410		270		0.008			
RS-D343-99 410-415		224		0.007			

AMERICAN ASSAY LABORATORIES

PROVISIONAL REPORT SP053024

CLIENT : NEWMONT GOLD COMPANY
PROJECT : ROSEBUD
REFERENCE : RS-D343-99

REPORTED : 8 APR 1999

SAMPLES		Au	Au(R)	Au(OZ)	Au(RZ)	Ag	Ag(OZ)
RS-D343-99 415.0-416.9	SiO2 Healed Rubble BX w/ white clay	312		0.009	BMB Porph		
RS-D343-99 416.9-420.5		1472		0.043			
RS-D343-99 420.5-421.8	0.7	11160		0.326			
RS-D343-99 421.8-424.4		990		0.029			
RS-D343-99 424.4-428.0		812		0.024			
RS-D343-99 428.0-432.7		142	152	0.004	0.004		
RS-D343-99 432.7-435.0		522		0.015			
RS-D343-99 435.0-436.8		1624		0.047			
RS-D343-99 436.8-439.3		3948		0.115			
RS-D343-99 439.3-441.2		3098		0.090			
RS-D343-99 441.2-446.0		756		0.022			
RS-D343-99 446-450	Qtz w/ clay	2050		0.060			
RS-D343-99 450-452		386	408	0.011	0.012		
RS-D343-99 452-455	3	19610		0.572			
RS-D343-99 455-460		706		0.021			
RS-D343-99 460.0-465.4		318		0.009			
RS-D343-99 465.4-467.6		994		0.029			
RS-D343-99 467.6-470.0		1302		0.038			
RS-D343-99 470.0-472.1		1254		0.037			
RS-D343-99 472.1-475.0		226		0.007			
RS-D343-99 475-480		903		0.026			
RS-D343-99 480-485		546		0.016			
RS-D343-99 485-490		96		0.003			
RS-D343-99 490-495		50		0.001			
RS-D343-99 495-500		113		0.003			

AMERICAN ASSAY LABORATORIES

PROVISIONAL REPORT SP053024

CLIENT : NEWMONT GOLD COMPANY
PROJECT : ROSEBUD
REFERENCE : RS-D343-99

REPORTED : 8 APR 1999

SAMPLES	Au	Au(R)	Au(OZ)	Au(RZ)	Ag	Ag(OZ)
RS-D343-99 500-505	92		0.003			
RS-D343-99 505-510	998		0.029			
RS-D343-99 510-515	3327	2952	0.097	0.086		
RS-D343-99 515-520	88		0.003			
RS-D343-99 520-525	2051		0.060			
RS-D343-99 525-530	805		0.023			
RS-D343-99 530-535	358		0.010			
RS-D343-99 535-540	43		0.001			
RS-D343-99 540-545	174		0.005			
RS-D343-99 545-550	299		0.009			
RS-D343-99 550-555	76		0.002			
RS-D343-99 555-560	62		0.002			
RS-D343-99 560-565	82		0.002			
RS-D343-99 565-570	609		0.018			
RS-D343-99 570-575	80		0.002			
RS-D343-99 575-580	484		0.014			
RS-D343-99 580-585	50		0.001			
RS-D343-99 585-590	49		0.001			
RS-D343-99 590-595	83		0.002			
RS-D343-99 595-600	44		0.001			
RS-D343-99 600.0-603.5	235		0.007			
RS-D343-99 603.5-606.8	159		0.005			
RS-D343-99 606.8-611.0	1811		0.053			
RS-D343-99 611-615	69		0.002			
RS-D343-99 615-620	863		0.025			

AMERICAN ASSAY LABORATORIES

PROVISIONAL REPORT SP053024

CLIENT : NEWMONT GOLD COMPANY
PROJECT : ROSEBUD
REFERENCE : RS-D343-99

REPORTED : 8 APR 1999

SAMPLES	Au	Au(R)	Au(OZ)	Au(RZ)	Ag	Ag(OZ)
RS-D343-99 620-625	101		0.003			
RS-D343-99 625-630	51		0.001			
RS-D343-99 630-635	133		0.004			
RS-D343-99 630-635B	110		0.003			
RS-D343-99 635-638	1019		0.030			
RS-D343-99 638-640	202		0.006			
RS-D343-99 640-645	278		0.008			
RS-D343-99 645-650	252	288	0.007	0.008		
RS-D343-99 650-655	1215		0.035			
RS-D343-99 655-659	248		0.007			
RS-D343-99 659-664	2772		0.081			
RS-D343-99 664-669	1116		0.032			
RS-D343-99 669-674	719		0.021			
RS-D343-99 674-679	266		0.008			
RS-D343-99 679-684	166		0.005			
RS-D343-99 684-689	118		0.003			
RS-D343-99 689-692	57		0.002			
RS-D343-99 692-695	17		<0.001			
RS-D343-99 695.0-697.2	30		<0.001			
RS-D343-99 697.2-702.4	3482	3996	0.102	0.117		
RS-D343-99 702.4-705.5	159		0.005			
RS-D343-99 705.5-707.0	1790		0.052			
RS-D343-99 707-709	421	374	0.012	0.011		
RS-D343-99 709-714	1371		0.040			
RS-D343-99 714-719	59		0.002			

AMERICAN ASSAY LABORATORIES

PROVISIONAL REPORT SP053024

CLIENT : NEWMONT GOLD COMPANY
PROJECT : ROSEBUD
REFERENCE : RS-D343-99

REPORTED : 8 APR 1999

SAMPLES	Au	Au(R)	Au(OZ)	Au(RZ)	Ag	Ag(OZ)
RS-D343-99 719-724	281		0.008			
RS-D343-99 724-729	161		0.005			
RS-D343-99 729-734	DTF 0.000		DTF 0.000			
RS-D343-99 734.0-737.7	84		0.002			
RS-D343-99 737.7-739.0	3464		0.101			
RS-D343-99 739.0-743.3	40		0.001			
RS-D343-99 743.3-745.0	31		<0.001			
RS-D343-99 745-747	439		0.013			
RS-D343-99 747-749	758		0.022			

AMERICAN ASSAY LABORATORIES
1500 GLENDALE AVE
SPARKS, NV 89431
PHONE: (775) 356-0606
FAX: (775) 356-1413

CLIENT: *NEWMONT GOLD COMPANY*
CLIENT REF: ROSEBUD EXPLORATION
AAL REF: SP052024
METHOD: AAL 01-2 + Se

ELEMENT	Ag	Al	As	B	Ba	Bi	Ca	Cd
SAMPLES	ppm	%	ppm	ppm	ppm	ppm	%	ppm
RS-D343-99 310-330	30.4	0.87	171	4	66	< 3	0.33	< .2
RS-D343-99 330-350	6.1	0.98	113	< 3	61	< 3	0.29	< .2
RS-D343-99 350-370	9.3	1.26	139	< 3	48	< 3	0.38	1
RS-D343-99 370-386.2	4.9	1.11	83	4	71	< 3	0.45	0.8
RS-D343-99 386.2-410	6.6	0.85	63	< 3	111	< 3	0.3	< .2
RS-D343-99 424.4-441.2	2.3	0.64	40	< 3	201	< 3	0.14	< .2
RS-D343-99 441.2-465.4	13.3	0.64	55	5	126	< 3	0.13	0.5
RS-D343-99 465.4-472.1	369.5	0.65	43	3	174	< 3	0.16	< .2
RS-D343-99 472.1-495.0	9.8	0.44	56	< 3	96	4	0.15	< .2
RS-343-99 495-515	11.3	0.57	83	< 3	134	< 3	0.14	< .2
RS-343-99 515-535	58.2	0.65	50	3	34	< 3	0.14	0.3
RS-343-99 535-555	2.2	0.75	39	< 3	122	3	0.15	< .2
RS-343-99 555-575	13	0.67	34	< 3	76	< 3	0.37	< .2
RS-343-99 575-595	9.9	0.63	33	< 3	60	< 3	0.64	< .2
RS-343-99 595-615	2	0.62	26	< 3	11	< 3	0.33	0.3
RS-343-99 615-635	1.4	0.86	24	< 3	33	< 3	0.42	< .2
RS-343-99 635-655	11.3	0.63	80	< 3	175	< 3	0.52	< .2
RS-343-99 655-674	35.7	0.63	83	< 3	188	< 3	0.13	0.4
RS-343-99 674-692	17.4	0.73	75	< 3	46	7	0.3	< .2
RS-343-99 692-709	176.9	0.69	81	< 3	60	< 3	0.7	0.4
RS-343-99 709-729	29	0.8	95	< 3	96	< 3	0.86	< .2
RS-343-99 729-749	364.6	0.72	85	< 3	86	3	0.62	< .2
STANDARD C3	5	1.8	50	18	141	23	0.52	21.6
STANDARD G-2	< .3	0.98	< 2	< 3	219	< 3	0.64	< .2

AMERICAN ASSAY LABORATORIES
1500 GLENDALE AVE.
SPARKS, NV 89431
PHONE: (775) 356-0606
FAX: (775) 356-1413

Co ppm	Cr ppm	Cu ppm	Fe %	Hg ppb	K %	La ppm	Mg %	Mn ppm	Mo ppm	Na %	Ni ppm	P %	Pb ppm	Sb ppm	Se ppm	Sr ppm	Th ppm	Ti %	U ppm	V ppm	W ppm	Zn ppm
14	8	34	2.67	95	0.33	7	0.05	43	8	0.01	55	0.051	13	28	24	40	< 2	< .01	< 8	14	< 2	62
15	12	63	2.32	75	0.37	9	0.06	55	3	0.01	48	0.043	15	48	21.5	42	< 2	< .01	< 8	20	2	77
19	20	49	3.74	100	0.44	11	0.08	49	3	0.01	82	0.071	6	67	27.6	52	2	< .01	< 8	25	3	81
21	21	49	3.83	145	0.41	13	0.07	49	3	0.01	98	0.101	10	61	14.6	55	2	< .01	< 8	26	2	86
4	5	13	1.54	130	0.35	20	0.06	37	3	0.01	15	0.044	13	55	13.6	51	4	< .01	< 8	5	< 2	39
1	5	43	1.12	140	0.27	40	0.04	46	1	< .01	1	0.006	16	13	7.2	37	6	< .01	< 8	1	< 2	49
< 1	5	41	1.51	130	0.26	35	0.04	50	3	< .01	7	0.006	15	22	14.5	44	6	< .01	< 8	1	< 2	86
3	5	35	1.2	210	0.31	8	0.05	46	1	0.01	5	0.009	14	445	67.6	40	2	< .01	< 8	3	< 2	56
< 1	3	10	1.58	100	0.25	27	0.03	43	1	< .01	5	0.006	24	25	10.2	38	6	< .01	< 8	1	< 2	102
< 1	3	20	1.23	95	0.28	40	0.03	45	2	0.01	7	0.005	17	20	10.4	36	7	< .01	< 8	1	< 2	62
< 1	3	10	1.27	40	0.32	61	0.03	50	5	0.01	4	0.007	22	50	17.3	37	10	< .01	< 8	< 1	< 2	47
< 1	1	15	1.38	80	0.36	58	0.04	47	< 1	< .01	3	0.008	21	10	9.5	41	9	< .01	< 8	1	< 2	48
< 1	2	12	1.38	40	0.33	56	0.04	230	1	< .01	2	0.007	23	12	6.6	48	10	< .01	< 8	1	< 2	49
< 1	2	5	1.69	95	0.36	53	0.04	421	< 1	0.01	6	0.008	19	10	7.2	55	10	< .01	< 8	< 1	< 2	51
< 1	2	5	1.16	160	0.34	57	0.04	191	1	0.01	3	0.008	19	7	7.1	39	9	< .01	< 8	< 1	< 2	81
< 1	1	10	1.25	60	0.43	62	0.05	191	< 1	0.01	1	0.01	22	8	6.2	44	11	< .01	< 8	< 1	< 2	58
< 1	5	9	1.24	120	0.33	50	0.04	215	1	< .01	< 1	0.008	21	13	9.8	42	8	< .01	< 8	1	< 2	55
1	3	5	0.96	85	0.35	64	0.04	52	1	0.01	3	0.007	23	34	12.9	34	11	< .01	< 8	1	< 2	50
2	3	8	2.55	60	0.38	42	0.04	87	< 1	0.01	3	0.018	24	15	18.5	39	6	< .01	< 8	2	< 2	42
2	4	10	2.44	150	0.4	36	0.05	190	1	0.02	10	0.035	20	112	35.2	51	5	< .01	< 8	5	< 2	60
5	5	12	2.35	40	0.34	42	0.09	368	1	0.02	3	0.033	20	22	14.8	62	5	< .01	< 8	6	< 2	84
3	5	27	1.88	170	0.33	49	0.06	229	1	0.02	3	0.031	19	186	61.8	56	7	< .01	< 8	4	< 2	81
11	160	62	3.13	925	0.15	17	0.55	725	23	0.03	37	0.079	40	15	1.1	27	18	0.08	18	73	14	152
5	75	6	1.97	< 10	0.46	8	0.58	515	1	0.07	4	0.083	< 3	< 3	< .1	70	4	0.12	< 8	39	2	40

AMERICAN ASSAY LABORATORIES

PROVISIONAL REPORT SP052927

CLIENT : NEWMONT GOLD COMPANY
PROJECT : ROSEBUD
REFERENCE : RS-D343-99

REPORTED : 29 MAR 1999

SAMPLES	Au	Au(R)	Au(OZ)	Au(RZ)	Ag	Ag(OZ
RS-D343-99 00-05	40		0.001		<0.5	<0.0
RS-D343-99 05-10	673	602	0.020	0.018	2.7	0.0
RS-D343-99 10-12	30482	28351	0.889	0.827	35.7	1.0
RS-D343-99 12-15	93		0.003		1.8	0.0
RS-D343-99 15.0-18.9	96		0.003		2.9	0.0
RS-D343-99 18.9-21.7	88		0.003		2.8	0.0
RS-D343-99 21.7-25.0	145		0.004		4.9	0.1
RS-D343-99 25.0-28.8	134		0.004		4.6	0.1
RS-D343-99 28.8-33.0	34		<0.001		1.4	0.0
RS-D343-99 33-35	1270	1398	0.037	0.041	3.2	0.0
RS-D343-99 35-40	45		0.001		0.8	0.0
RS-D343-99 40-43	61		0.002		<0.5	<0.0
RS-D343-99 43-46	68		0.002		1.3	0.0
RS-D343-99 46-50	6140	6033	0.179	0.176	5.5	0.1
RS-D343-99 50-55	102		0.003		1.9	0.0
RS-D343-99 55-60	57		0.002		1.9	0.0
RS-D343-99 60-65	261		0.008		1.7	0.0
RS-D343-99 65-70	111		0.003		1.3	0.0
RS-D343-99 70-75	1490		0.043		10.7	0.3
RS-D343-99 75-80	2916		0.085		3.6	0.1
RS-D343-99 80.0-83.7	4506		0.131		3.5	0.1
RS-D343-99 83.7-86.7 90.5 - 102.3 = 11.8' @	1714		0.050		3.9	0.1
RS-D343-99 86.7-90.5 0.482 Au 1.5 Ag	1508		0.044		9.7	0.2
RS-D343-99 90.5-95.0 4.5	6376	5750	0.186	0.168	49.9	1.4
RS-D343-99 95-100 5	18640	17621	0.544	0.514	48.0	1.4

Splat w/ Argillization

SPLAT w/ MARC + CLAY w/ qtz veinlets

SRF w/ pervasive SiO2

AMERICAN ASSAY LABORATORIES

PROVISIONAL REPORT SP052927

CLIENT : NEWMONT GOLD COMPANY
PROJECT : ROSEBUD
REFERENCE : RS-D343-99

REPORTED : 29 MAR 1999

SAMPLES	Au	Au(R)	Au(OZ)	Au(RZ)	Ag	Ag(OZ)
RS-D343-99 100.0-102.3 2.3	31751	30237	0.926	0.882	73.7	2.15
RS-D343-99 102.3-105.0	3711		0.108		32.5	0.95
RS-D343-99 105.0-108.7	2542		0.074		24.5	0.71
RS-D343-99 108.7-110.0	3176		0.093		34.5	1.01
RS-D343-99 110-115	2154	1900	0.063	0.055	13.3	0.39
RS-D343-99 115.0-117.2	1024		0.030		13.2	0.39
RS-D343-99 117.2-120.0	2957		0.086		17.5	0.51
RS-D343-99 120.0-122.2	4314		0.126		11.8	0.34
RS-D343-99 122.2-125.0	178		0.005		2.8	0.08
RS-D343-99 125-130	179		0.005		283.8	8.28
RS-D343-99 130-135	56		0.002		1.3	0.04
RS-D343-99 135.0-139.7	78		0.002		3.2	0.09
RS-D343-99 139.7-145.0	70		0.002		2.1	0.06
RS-D343-99 145-150	64		0.002		1.0	0.03
RS-D343-99 150-155	70		0.002		1.9	0.06
RS-D343-99 155-160	216		0.006		2.8	0.08
RS-D343-99 160.0-162.3	88		0.003		2.2	0.06
RS-D343-99 162.3-163.9	263		0.008		2.0	0.06
RS-D343-99 163.9-166.0	124		0.004		6.9	0.20
RS-D343-99 166-170	242	266	0.007	0.008	48.8	1.42
RS-D343-99 170-173	322		0.009		47.8	1.39
RS-D343-99 173-175	1360		0.040		24.9	0.73
RS-D343-99 175-178	616		0.018		14.9	0.43
RS-D343-99 178.0-181.4 3.4	182400	183819	5.321	5.362	5270.1	153.73
RS-D343-99 181.4-185.0	1482		0.043		536.2	15.64

TCS - Stibnite w/possible pyrargyrite

AMERICAN ASSAY LABORATORIES

PROVISIONAL REPORT SP052927

CLIENT : NEWMONT GOLD COMPANY
PROJECT : ROSEBUD
REFERENCE : RS-D343-99

REPORTED : 29 MAR 1999

SAMPLES		Au	Au(R)	Au(OZ)	Au(RZ)	Ag	Ag(OZ)
RS-D343-99 185.0-187.4		1086		0.032		314.0	9.16
RS-D343-99 187.4-190.0		1962		0.057		175.5	5.12
RS-D343-99 190-195	200-222.7 =22.7'@	2616	0.160 Au	0.076		39.4	1.15
RS-D343-99 195-200		4316	19.32 Ag	0.126		33.1	0.97
RS-D343-99 200.0-203.8	3.8	3748		0.109		1069.2	31.19
RS-D343-99 203.8-208.9	5.1	4502		0.131		13.2	0.39
RS-D343-99 208.9-210.0	1.1	2622		0.076		849.8	24.79
RS-D343-99 210.0-211.5	1.5	9160		0.267		1897.5	55.35
RS-D343-99 211.5-214.2	2.7	2142		0.062		253.7	7.40
RS-D343-99 214.2-216.8	2.6	6628		0.193		1631.1	47.58
RS-D343-99 216.8-220.0	3.2	6700		0.195		663.7	19.36
RS-D343-99 220.0-222.7	2.7	9740	9256	0.284	0.270	28.0	0.82
RS-D343-99 222.7-225.5		5946		0.173		162.8	4.75
RS-D343-99 225.5-226.8		3272		0.095		79.4	2.32
RS-D343-99 226.8-230.0		1900		0.055		11.3	0.33
RS-D343-99 230-235		268		0.008		15.1	0.44
RS-D343-99 235.0-239.8		448		0.013		8.4	0.25
RS-D343-99 235.0-239.8B		1190	1230	0.035	0.036	0.6	<0.0
RS-D343-99 239.8-241.3		2776	2416	0.081	0.070	1953.7	56.99
RS-D343-99 241.3-243.4		636		0.019		22.9	0.67
RS-D343-99 243.4-245.8		122		0.004		24.7	0.72
RS-D343-99 245.8-250.0		840		0.025		4.2	0.12
RS-D343-99 250.0-253.1		834		0.024		28.9	0.84
RS-D343-99 253.1-256.0		744		0.022		2.2	0.06
RS-D343-99 256.0-258.6		2140		0.062		16.5	0.48

Chalcedonic Quartz Heated Breccia

Td

Td

TCS

AMERICAN ASSAY LABORATORIES

PROVISIONAL REPORT SP052927

CLIENT : NEWMONT GOLD COMPANY
PROJECT : ROSEBUD
REFERENCE : RS-D343-99

REPORTED : 29 MAR 1999

SAMPLES	Au	Au(R)	Au(OZ)	Au(RZ)	Ag	Ag(OZ)
RS-D343-99 258.6-260.0	210		0.006		5.8	0.17
RS-D343-99 260.0-262.2	164		0.005		4.3	0.13
RS-D343-99 262.2-263.8	598		0.017		9.9	0.29
RS-D343-99 263.8-266.8	774		0.023		61.4	1.79
RS-D343-99 266.8-268.4	952		0.028		27.8	0.81
RS-D343-99 268.4-273.0	986		0.029		16.8	0.49
RS-D343-99 273.0-277.8	2088	2006	0.061	0.059	149.4	4.36
RS-D343-99 277.8-282.3	422		0.012		12.1	0.35
RS-D343-99 282.3-285.0	268		0.008		20.9	0.61
RS-D343-99 285.0-288.5	608		0.018		137.9	4.02
RS-D343-99 288.5-290.0	780	714	0.023	0.021	355.8	10.38
RS-D343-99 290.0-293.5 297-305.5	406	0.177 Au	0.012		20.7	0.60
RS-D343-99 293.5-297.0 = 8.5'@	346	2.42 Ag	0.010		7.7	0.22
RS-D343-99 297-299 2	9667		0.282		269.8	7.87
RS-D343-99 299.0-302.5 3.5	350		0.010		6.7	0.20
RS-D343-99 302.5-304.7 2.2	11553	10920	0.337	0.319	50.8	1.48
RS-D343-99 304.7-305.5 0.8	6940	6284	0.202	0.183	37.8	1.10
RS-D343-99 305.5-310.0	1800		0.053		20.9	0.61

Silica Healed Breccia

CLIENT: *NEWMONT GOLD COMPANY*
CLIENT REF: ROSEBUD EXPLORATION
AAL REF: SP052927
METHOD: AAL 01-2 + Se

AMERICAN ASSAY LABORATORIES
1500 GLENDALE AVE.
SPARKS, NV 89431
PHONE: (775) 356-0606
FAX: (775) 356-1413

ELEMENT SAMPLES	Ag ppm	Al %	As ppm	B ppm	Ba ppm	Bi ppm	Ca %	Cd ppm
RS-D343-99 00-12	13.2	0.72	39	3	44	< 3	0.79	0.2
RS-D343-99 12.0-28.8	2.7	0.56	57	< 3	73	< 3	0.26	0.5
RS-D343-99 28.8-46.0	1.7	0.83	36	3	64	< 3	0.31	< .2
RS-D343-99 46-60	3.5	0.73	47	3	73	< 3	0.22	0.4
RS-D343-99 60-75	2	0.48	39	< 3	43	< 3	0.14	0.3
RS-D343-99 75.0-90.5	4.2	0.44	35	< 3	47	< 3	0.12	1.1
RS-D343-99 90.5-108.7	29.3	0.28	69	< 3	96	< 3	0.05	< .2
RS-D343-99 108.7-122.2	15.8	0.37	83	< 3	26	< 3	0.08	< .2
RS-D343-99 122.2-135.0	86.2	0.38	49	< 3	146	< 3	0.04	0.3
RS-D343-99 135-155	2.1	0.59	59	< 3	104	< 3	0.06	< .2
RS-D343-99 155-166	3	0.46	76	< 3	86	< 3	0.08	0.2
RS-D343-99 166-173	52.4	0.57	91	< 3	19	< 3	0.11	0.2
RS-D343-99 173.0-181.4	258.5	0.55	115	< 3	20	3	0.12	0.5
RS-D343-99 181.4-203.8	285.8	0.63	234	< 3	18	< 3	0.15	0.5
RS-D343-99 203.8-214.2	297	0.35	153	< 3	42	< 3	0.11	0.3
RS-D343-99 214.2-226.8	253.7	0.37	197	< 3	44	< 3	0.11	0.3
RS-D343-99 226.8-239.8	10.4	0.52	73	4	73	< 3	0.18	0.2
RS-D343-99 239.8-250.0	266.2	0.5	48	4	273	< 3	0.13	< .2
RS-D343-99 250.0-258.6	13	0.48	87	< 3	93	< 3	0.13	0.3
RS-D343-99 258.6-273.0	16.5	0.62	137	< 3	30	< 3	0.12	0.9
RS-D343-99 273.0-293.5	97.3	1.07	293	< 3	35	< 3	0.22	0.5
RS-D343-99 293.5-310.0	60.6	0.83	242	< 3	31	< 3	0.28	0.2
STANDARD C3	5.6	1.8	56	18	144	18	0.58	23.4
STANDARD G-2	< .3	0.92	< 2	< 3	220	< 3	0.64	< .2

AMERICAN ASSAY LABORATORIES
1500 GLENDALE AVE.
SPARKS, NV 89431
PHONE: (775) 356-0606
FAX: (775) 356-1413

Co ppm	Cr ppm	Cu ppm	Fe %	Hg ppb	K %	La ppm	Mg %	Mn ppm	Mo ppm	Na %	Ni ppm	P %	Pb ppm	Sb ppm	Se ppm	Sr ppm	Th ppm	Ti %	U ppm	V ppm	W ppm	Zn ppm
3	5	24	2.71	30	0.34	14	0.08	334	2	0.02	3	0.059	24	7	6.1	66	4	< .01	< 8	3	< 2	32
6	6	10	2.34	215	0.23	13	0.04	108	3	0.01	3	0.046	19	12	12.2	65	3	< .01	< 8	3	< 2	72
3	2	8	2.54	30	0.39	17	0.04	89	3	0.01	2	0.066	23	10	8.6	51	5	< .01	< 8	2	< 2	47
3	2	7	1.87	105	0.33	15	0.04	109	2	0.01	2	0.051	20	9	9.6	154	4	< .01	< 8	2	< 2	49
4	1	9	2.49	185	0.25	12	0.03	71	2	0.01	6	0.023	17	16	10.2	109	3	< .01	< 8	1	< 2	115
6	4	12	1.74	340	0.14	7	0.02	116	2	0.01	7	0.027	12	13	10.5	152	2	< .01	< 8	1	< 2	474
2	12	136	1.68	310	0.09	4	0.01	146	3	0.01	8	0.008	5	27	12.8	125	< 2	< .01	< 8	2	< 2	82
7	8	38	2.49	190	0.14	3	0.02	103	3	0.01	26	0.007	3	31	21.2	102	< 2	< .01	< 8	5	2	54
2	7	33	1.03	80	0.14	21	0.01	112	3	< .01	5	0.003	7	78	14.3	99	5	< .01	< 8	1	< 2	72
3	5	84	1.15	230	0.19	29	0.02	132	3	0.01	6	0.006	7	14	8.2	69	7	< .01	< 8	1	< 2	57
2	6	60	1.08	240	0.17	27	0.02	128	3	0.01	5	0.007	11	19	27.2	66	6	< .01	< 8	1	< 2	59
10	12	104	2.91	10	0.23	4	0.04	103	3	0.01	40	0.006	10	308	46.5	48	< 2	< .01	< 8	9	< 2	82
8	13	358	2.84	20	0.21	5	0.04	126	3	0.01	37	0.005	11	3360	427.2	51	< 2	< .01	< 8	8	< 2	125
11	11	80	2.96	470	0.25	3	0.05	86	2	0.01	46	0.014	10	636	113.7	101	< 2	< .01	< 8	11	2	255
9	9	38	2.12	230	0.13	2	0.02	136	3	0.01	19	0.01	6	721	111.7	59	< 2	< .01	< 8	5	< 2	143
7	15	34	2.01	170	0.12	2	0.02	162	11	0.01	17	0.017	8	802	85.7	71	< 2	< .01	< 8	5	< 2	99
10	8	64	2.28	65	0.18	4	0.04	101	3	0.01	19	0.024	10	66	19.2	81	2	< .01	< 8	7	2	66
2	14	19	1.37	360	0.21	29	0.04	178	2	0.01	6	0.007	8	405	102.5	32	7	< .01	< 8	2	< 2	33
2	8	13	1.44	115	0.21	36	0.03	128	2	0.01	4	0.007	11	25	12.1	30	8	< .01	< 8	2	< 2	45
9	11	107	1.98	165	0.22	6	0.04	102	3	0.01	38	0.025	8	98	21.1	159	< 2	< .01	< 8	8	< 2	584
13	8	41	2.93	80	0.39	5	0.07	72	3	0.01	69	0.036	12	99	46.9	99	2	< .01	< 8	14	< 2	62
10	7	32	2.42	80	0.32	5	0.06	99	2	0.01	57	0.033	14	51	37.5	46	2	< .01	< 8	11	< 2	52
12	168	66	3.49	930	0.16	17	0.64	866	23	0.04	36	0.086	35	17	1.4	28	23	0.08	19	78	15	158
4	72	6	1.98	< 10	0.46	8	0.6	585	1	0.08	7	0.09	4	< 3	< .1	70	4	0.13	< 8	38	3	37

ERICAN ASSAY LABORATORIES

ANALYSIS REPORT SP053107

American Assay Laboratories

PO BOX 11530
RENO NV,USA
Ph.(775) 356-0606, Fax.(775) 356-1413

NEWMONT GOLD COMPANY

COPIES TO : C. BALLEW
: R. VANCE
: K. ALLEN
:

CLIENT REFERENCE No: RS-D343-99 SCREEN FI RES — RECEIVED : 22 APR 1999

No. SAMPLES : 3 — REPORTED : 22 APR 1999

MAIN SAMPLE TYPE : SAMPLES ANALYSED AS RECEIVED

NEVADA LEGISLATIVE DISCLAIMER :-
The results of this assay were based solely upon the content of the sample submitted. Any decision to invest should be made only after the potential investment value of the claim or deposit has been determined based on the results of assays of multiple samples of geological materials collected by the prospective investor or by a qualified person selected by him and based on an evaluation of all engineering data which is available concerning any proposed project.

ANALYSIS	ANALYTICAL METHOD	QUALITY PARAMETER	UNIT	DETECTION
WT+150#	FA-MS	5%	GRAMS	1.0
WT-150#	FA-MS	5%	GRAMS	1.0
Au+150#	FA-MS	15%	OPT	0.001
Au-150#	FA-MS	15%	OPT	0.001
Au-150#R	FA-MS	15%	OPT	0.001
AuCALC	FA-MS	15%	OPT	0.001

SIGNATORY : Leonard E. Mackedon B.S.

AMERICAN ASSAY LABORATORIES

ANALYSIS REPORT SP053107

American Assay Laboratories

CLIENT : NEWMONT GOLD COMPANY
PROJECT : ROSEBUD
REFERENCE : RS-D343-99 SCREEN FIRES

REPORTED : 22 APR 1999

SAMPLES	WT+150# FA-MS GRAMS	WT-150# FA-MS GRAMS	Au+150# FA-MS OPT	Au-150# FA-MS OPT	Au-150#R FA-MS OPT	AuCALC FA-MS OPT
RS-D343-99 10-12	18.0	500.0	4.716	0.483	0.535	0.654
RS-D343-99 100.0-102.3	18.0	570.0	3.657	0.888	0.810	0.935
RS-D343-99 178.0-181.4	58.0	480.0	1.947	0.167	0.142	0.348

SP

SUBMITTAL FORM

American Assay Laboratories

Geochemical • Environmental • Metallurgical

Sparks Office
1500 Glendale Ave.
Nevada 89431
Box 11530
Reno, NV 89510
Telephone
(702) 356-0606
Fax
(702) 356-1413

Tucson Office
2775 E. Ganley
Tucson, AZ 85706
Telephone
(520) 294-8078
Fax
(520) 294-6352

Elko Office
2320 Last Chance Rd.
Nevada 89801
Box 2908
Elko, NV 89801
Telephone
(702) 738-9100
Fax
(702) 738-2594

Mazatlan Office
Telephone/Fax
011-52-69-170035

Other Offices
Lima, Peru
Santiago, Chile
Mendoza, Argentina

Company: Newmont Gold

Address:

City Winnemucca State NV Zip 89445

Telephone Number: ( ) Fax Number: ( )

Project Name: Rosebud Exploration Purchase Order Number:

Date Submitted: 4-7-99 Number of Samples: 108 + 1 pulp

RESULTS REPORTED IN: ppm [ ] ppb [ ] opt [ ]

SAMPLE IDENTIFICATION	TYPE	ELEMENTS REQUIRED
RS-D343-99	Core	FA 30 Au, Ag D210
		AA 1/2 ICP + Se
		(composited as shown on attachment
Standard 635B (No ICP)	Pulp	Au Ag Only

PEEL HERE

RS-D343-99
635B
MS-1
(RMG1)

COARSE REJECTS (Normally Discarded After 60 Days)

[ ] Return COD after analysis complete

PULPS (Normally Stored Free For One Month)

[ ] Discard after one month
[X] Return COD after one month

RESULTS AND INVOICES TO BE SENT TO:

Invoice to:

Charlotte Bellem
Winnemucca

Results to:

Randy Vance Newmont Winnemucca
Fax to KURT ALLEN
Rosebud Mine Winnemucca

Comments:

Newmont Rosebud standard Prep.

CLIENT FILE COPY

RS-D343-99

Depth From	To	Interval	Au	Ag	ICP	Composite Interval	Sample Number	Checks
310	312	2	x	x			1	
312	315	3	x	x			2	
315	320	5	x	x			3	
320	325	5	x	x			4	
325	330	5	x	x	x	20	5	
330	335	5	x	x			6	
335	340	5	x	x			7	
340	345	5	x	x			8	
345	350	5	x	x	x	20	9	
350	354	4	x	x			10	
354	359	5	x	x			11	
359	361.8	2.8	x	x			12	
361.8	365	3.2	x	x			13	
365	370	5	x	x	x	20	14	
370	375	5	x	x			15	
375	378.6	3.6	x	x			16	
378.6	384	5.4	x	x			17	
384	386.2	2.2	x	x	x	16.2	18	
386.2	390	3.8	x	x			19	
390	395.4	5.4	x	x			20	
395.4	397	1.6	x	x			21	
397	400	3	x	x			22	
400	405	5	x	x			23	
405	410	5	x	x	x	23.8	24	
410	415	5	x	x			25	
415	416.9	1.9	x	x			26	
416.9	420.5	3.6	x	x			27	
420.5	421.8	1.3	x	x			28	
421.8	424.4	2.6	x	x		14.4	29	
424.4	428	3.6	x	x			30	
428	432.7	4.7	x	x			31	
432.7	435	2.3	x	x			32	
435	436.8	1.8	x	x			33	
436.8	439.3	2.5	x	x			34	
439.3	441.2	1.9	x	x	x	16.8	35	

441.2	446	4.8	x	x			36	
446	450	4	x	x			37	
450	452	2	x	x			38	
452	455	3	x	x			39	
455	460	5	x	x			40	
460	465.4	5.4	x	x	x	24.2	41	
465.4	467.6	2.2	x	x			42	
467.6	470	2.4	x	x			43	
470	472.1	2.1	x	x	x	6.7	44	
472.1	475	2.9	x	x			45	
475	480	5	x	x			46	
480	485	5	x	x			47	
485	490	5	x	x			48	
490	495	5	x	x	x	22.9	49	
495	500	5	x	x			50	
500	505	5	x	x			51	
505	510	5	x	x			52	
510	515	5	x	x	x	20	53	
515	520	5	x	x			54	
520	525	5	x	x			55	
525	530	5	x	x			56	
530	535	5	x	x	x	20	57	
535	540	5	x	x			58	
540	545	5	x	x			59	
545	550	5	x	x			60	
550	555	5	x	x	x	20	61	
555	560	5	x	x			62	
560	565	5	x	x			63	
565	570	5	x	x			64	
570	575	5	x	x	x	20	65	
575	580	5	x	x			66	
580	585	5	x	x			67	
585	590	5	x	x			68	
590	595	5	x	x	x	20	69	
595	600	5	x	x			70	
600	603.5	3.5	x	x			71	
603.5	606.8	3.3	x	x			72	
606.8	611	4.2	x	x			73	
611	615	4	x	x	x	20	74	
615	620	5	x	x			75	
620	625	5	x	x			76	
625	630	5	x	x			77	
630	635	5	x	x	x	20	78	635B

635	638	3	x	x			79
638	640	2	x	x			80
640	645	5	x	x			81
645	650	5	x	x			82
650	655	5	x	x	x	20	83
655	659	4	x	x			84
659	664	5	x	x			85
664	669	5	x	x			86
669	674	5	x	x	x	19	87
674	679	5	x	x			88
679	684	5	x	x			89
684	689	5	x	x			90
689	692	3	x	x	x	18	91
692	695	3	x	x			92
695	697.2	2.2	x	x			93
697.2	702.4	5.2	x	x			94
702.4	705.5	3.1	x	x			95
705.5	707	1.5	x	x			96
707	709	2	x	x	x	17	97
709	714	5	x	x			98
714	719	5	x	x			99
719	724	5	x	x			100
724	729	5	x	x	x	20	101
729	734	5	x	x			102
734	737.7	3.7	x	x			103
737.7	739	1.3	x	x			104
739	743.3	4.3	x	x			105
743.3	745	1.7	x	x			106
745	747	2	x	x			107
747	749	2	x	x	x	20	108

SP

SUBMITTAL FORM

American Assay Laboratories

Geochemical • Environmental • Metallurgical

Sparks Office
1500 Glendale Ave.
Nevada 89431
Box 11530
Reno, NV 89510
Telephone
(702) 356-0606
Fax
(702) 356-1413

Tucson Office
2775 E. Ganley
Tucson, AZ 85706
Telephone
(520) 294-8078
Fax
(520) 294-6352

Elko Office
2320 Last Chance Rd.
Nevada 89801
Box 2908
Elko, NV 89801
Telephone
(702) 738-9100
Fax
(702) 738-2594

Mazatlan Office
Telephone/Fax
011-52-69-170035

Other Offices
Lima, Peru
Santiago, Chile
Mendoza, Argentina

Company: Newmont Gold

Address:

City Winnemucca State NV Zip 89445

Telephone Number: ( ) Fax Number: ( )

Project Name: Rosebud Exploration Purchase Order Number:

Date Submitted: 3-27-99 Number of Samples: 92 + 1 pulp

RESULTS REPORTED IN: ppm [ ] ppb [ ] opt [ ]

SAMPLE IDENTIFICATION	TYPE	ELEMENTS REQUIRED
RS-D343-99	core	FA 30 Au Ag D210
		AA 1/2 ICP + Se
		(composite 1 as shown on
		attachment)
Standard 239.8 B	pulp	Au Ag Only
(NO ICP)		
RS-D343-99		
MS-3		
(RMG1)		
239.8B		

COARSE REJECTS (Normally Discarded After 60 Days)

[ ] Return COD after analysis complete

PULPS (Normally Stored Free For One Month)

[ ] Discard after one month

[X] Return COD after one month

RESULTS AND INVOICES TO BE SENT TO:

Invoice to:

Charlotte Bullen
Winnemucca

Results to:

Rusty Vance Newmont Winnemucca
Fax to KURT ALLEN
Rosebud Mine Winnemucca

Comments:

Newmont Rosebud standard Prep.

CLIENT FILE COPY

RS-D343-99

Depth From	To	Interval	Au	Ag	ICP	Composite Interval	Sample Number	Checks
0	5	5	x	x			1	
5	10	5	x	x			2	
10	12	2	x	x	x	12	3	
12	15	3	x	x			4	
15	18.9	3.9	x	x			5	
18.9	21.7	2.8	x	x			6	
21.7	25	3.3	x	x			7	
25	28.8	3.8	x	x	x	16.8	8	
28.8	33	4.2	x	x			9	
33	35	2	x	x			10	
35	40	5	x	x			11	
40	43	3	x	x			12	
43	46	3	x	x	x	17.2	13	
46	50	4	x	x			14	
50	55	5	x	x			15	
55	60	5	x	x	x	14	16	
60	65	5	x	x			17	
65	70	5	x	x			18	
70	75	5	x	x	x	15	19	
75	80	5	x	x			20	
80	83.7	3.7	x	x			21	
83.7	86.7	3	x	x			22	
86.7	90.5	3.8	x	x	x	15.5	23	
90.5	95	4.5	x	x			24	
95	100	5	x	x			25	
100	102.3	2.3	x	x			26	
102.3	105	2.7	x	x			27	
105	108.7	3.7	x	x	x	18.2	28	
108.7	110	1.3	x	x			29	
110	115	5	x	x			30	
115	117.2	2.2	x	x			31	
117.2	120	2.8	x	x			32	
120	122.2	2.2	x	x	x	13.5	33	
122.2	125	2.8	x	x			34	
125	130	5	x	x			35	
130	135	5	x	x	x	12.8	36	

135	139.7	4.7	x	x			37	
139.7	145	5.3	x	x			38	
145	150	5	x	x			39	
150	155	5	x	x	x	20	40	
155	160	5	x	x			41	
160	162.3	2.3	x	x			42	
162.3	163.9	1.6	x	x			43	
163.9	166	2.1	x	x	x	11	44	
166	170	4	x	x			45	
170	173	3	x	x	x	7	46	
173	175	2	x	x			47	
175	178	3	x	x			48	
178	181.4	3.4	x	x	x	8.4	49	
181.4	185	3.6	x	x			50	
185	187.4	2.4	x	x			51	
187.4	190	2.6	x	x			52	
190	195	5	x	x			53	
195	200	5	x	x			54	
200	203.8	3.8	x	x	x	22.4	55	
203.8	208.9	5.1	x	x			56	
208.9	210	1.1	x	x			57	
210	211.5	1.5	x	x			58	
211.5	214.2	2.7	x	x	x	10.4	59	
214.2	216.8	2.6	x	x			60	
216.8	220	3.2	x	x			61	
220	222.7	2.7	x	x			62	
222.7	225.5	2.8	x	x			63	
225.5	226.8	1.3	x	x	x	12.6	64	
226.8	230	3.2	x	x			65	
230	235	5	x	x			66	
235	239.8	4.8	x	x	x	13	67	239.8B
239.8	241.3	1.5	x	x			68	
241.3	243.4	2.1	x	x			69	
243.4	245.8	2.4	x	x			70	
245.8	250	4.2	x	x	x	10.2	71	
250	253.1	3.1	x	x			72	
253.1	256	2.9	x	x			73	
256	258.6	2.6	x	x	x	8.6	74	
258.6	260	1.4	x	x			75	
260	262.2	2.2	x	x			76	
262.2	263.8	1.6	x	x			77	
263.8	266.8	3	x	x			78	
266.8	268.4	1.6	x	x			79	
268.4	273	4.6	x	x	x	14.4	80	

273	277.8	4.8	x	x			81
277.8	282.3	4.5	x	x			82
282.3	285	2.7	x	x			83
285	288.5	3.5	x	x			84
288.5	290	1.5	x	x			85
290	293.5	3.5	x	x	x	20.5	86
293.5	297	3.5	x	x			87
297	299	2	x	x			88
299	302.5	3.5	x	x			89
302.5	304.7	2.2	x	x			90
304.7	305.5	0.8	x	x			91
305.5	310	4.5	x	x	x	16.5	92

Down Hole Survey Data
RS-D343-99

Footage	Measured Azimuth	Correction -15.66	Measured Dip	Calculated Dip
40	72.0	123.7	102.25	12.3
150	69.0	126.7	103.75	13.8
350	73.0	122.7	103.5	13.5
550	87*		104.5	14.5
749	81.5*		104.0	14.0

* These are bad shots disregard and project from first three.

DLM

Accepted ranges for gold by fire assay (94/4/20)

± %

W SRP.

	Standard	Best Value	Standard Deviation	(--accepted range--) min	-	max
sorted by standard name	GO1	12.884	0.653	11.578	-	14.190
	GO2	0.445	0.033	0.380	-	0.510
	GO3	6.627	0.331	5.965	-	7.289
	MS1	0.103	0.016	0.071	-	0.135
	MS2	0.145	0.020	0.105	-	0.185
	MS3	1.007	0.092	0.823	-	1.191
	SAP	0.264	0.020	0.223	-	0.305
	SB	0.059	0.009	0.042	-	0.077
	SB2	0.052	0.008	0.036	-	0.068
	SG	0.129	0.013	0.103	-	0.155
	SMC	0.003	0.002	0.000	-	0.006
	SN1	0.389	0.040	0.309	-	0.469
	SOT	0.278	0.024	0.230	-	0.326
	SV	0.051	0.011	0.030	-	0.072
	SV2	0.039	0.010		-	
					-	
					-	
sorted by best value	GO1	12.884	0.653	11.578	-	14.190
	GO3	6.627	0.331	5.965	-	7.289
	MS3-12	1.007	0.092	0.823	-	1.191
	GO2	0.445	0.033	0.380	-	0.510
	SN1	0.389	0.040	0.309	-	0.469
	SOT	0.278	0.024	0.230	-	0.326
	SAP	0.264	0.020	0.223	-	0.305
	MS2	0.145	0.020	0.105	-	0.185
	SG	0.129	0.013	0.103	-	0.155
	MS1	0.103	0.016	0.071	-	0.135
	SB	0.059	0.009	0.042	-	0.077
	SB2	0.052	0.008	0.036	-	0.068
	SV	0.051	0.011	0.030	-	0.072
	SMC	0.003	0.002	0.000	-	0.006

Down Hole Survey Data
RS-D343-99

Footage	Measured Azimuth	Correction -15.66	Measured Dip	Calculated Dip
40	72.0	123.7	102.25	12.3
150	69.0	126.7	103.75	13.8
350	73.0	122.7	103.5	13.5
550	87*		104.5	14.5
749	81.5*		104.0	14.0

* These are bad shots disregard and project from first three.

NORTHD~1.CR5 04/19/99 09:08:38

Point	Northing	Easting	Elevation	Description
1	2,204,133.7429	482,074.1874	4,580.01	E15
59	2,204,558.3067	482,229.4089	4,327.17	D342
60	2,204,555.7280	482,223.5062	4,325.57	D343
61	2,204,458.0105	482,027.9071	4,323.04	D345
63	2,204,457.3760	482,028.1220	4,320.76	D346
64	2,204,429.1222	482,021.1211	4,326.26	D341
65	2,204,493.5368	481,724.9515	4,382.94	D340

10
12
15
RS-D343-99 BOX 02
DEPTH 9_0 - 18_0

5/5
5
RS-D343-99 BOX 01
DEPTH 0_0 - 9_0

18.9
20'
21.7
25
RS-D343-99 BOX 03
DEPTH 18_0 - 27_5

RS-D343-99 BOX 05
DEPTH 37_0- 45_0

RS-D343-99 BOX 04
DEPTH 27_5- 37_0

RS-D343-99 BOX 06
DEPTH 45_0- 55_0

RS-D343-99 BOX 08
DEPTH 64_0- 76_0

RS-D343-99 BOX 07
DEPTH 55_0- 64_0

RS-D343-99 BOX 09
DEPTH 76_0- 85_0
83.7

102.3
RS-D343-99 BOX 11
DEPTH 94_0- 104_0

86.7
90
90.5
RS-D343-99 BOX 10
DEPTH 85_0- 94_0

108.7
RS-D343-99 BOX 12
DEPTH 104_0- 112_5

RS-D343-99 BOX 14
DEPTH 122_0- 130_0

RS-D343-99 BOX 13
DEPTH 112_0- 122_5

RS-D343-99 BOX 15
DEPTH 130_0- 140_0

RS-D343-99 BOX17
DEPTH 150_0- 159_0

RS-D343-99 BOX16
DEPTH 140_0- 150_0

RS-D343-99 BOX18
DEPTH 159_0- 167_0

181.4
185.7
180
176
RS-D343-99 BOX 20
DEPTH 176_0- 185_0

170
173
RS-D343-99 BOX 19
DEPTH 167_0- 176_0


187.4
190
RS-D343-99 BOX 21
DEPTH 185_0- 194_0

205
210
211.5
203.8
209.9
RS-D343-99 BOX 23
DEPTH 203_5-212_5

195
S/S
200
RS-D343-99 BOX 22
DEPTH 194_0-203_5


212
215
216.5
220
RS-D343-99 BOX 24
DEPTH 212_5-222_0

RS-D343-99 BOX 26
DEPTH 231_0-240_0
239.8
239

RS-D343-99 BOX 25
DEPTH 222_0-231_0
225'
226.8
230
225.5

RS-D343-99 BOX 27
DEPTH 240_0-250_0
241.3
243.4
245
245.8

RS-D343-99 BOX 29
DEPTH 259_0-268_0

RS-D343-99 BOX 28
DEPTH 250_0-259_0

RS-D343-99 BOX 30
DEPTH 268_0-277_0

RS-D343-99 BOX 32
DEPTH 286_0-295_0
2885
2890
2935

RS-D343-99 BOX 31
DEPTH 277_0-286_0
2823
280
2775
285

RS-D343-99 BOX 33
DEPTH 295_0-305_0
295
297
299
300
302.5

RS-D343-99 BOX 35
DEPTH 315_0-324_0

RS-D343-99 BOX 34
DEPTH 305_0-315_0
305.5
310
312
305
304.7

RS-D343-99 BOX 36
DEPTH 324_0-332_5

RS-D343-99 BOX 38
DEPTH 341_5-350_5
345
350

RS-D343-99 BOX 37
DEPTH 332_5-341_5
335
340

RS-D343-99 BOX 39
DEPTH 350_5-360_0
355
359
360

RS-D343-99 BOX 41
DEPTH 369_5-379_0
370
375

RS-D343-99 BOX 40
DEPTH 360_0-369_5
361.8
365


RS-D343-99 BOX 42
DEPTH 379_0-388_0
379.7
380
385
387
387.7


RS-D343-99 BOX 44
DEPTH 397_0-406_0
397
400
405


RS-D343-99 BOX 43
DEPTH 388_0-397_0
395
395.4

RS-D343-99 BOX 45
DEPTH 406_0-415_0
410
415


428
432.7
425
430
RS-D343-99 BOX 47
DEPTH 425_0-434_0

416.9
424.4
420
420.5
RS-D343-99 BOX 46
DEPTH 415_0-425_0

435
436.8
440
441.2
439.3
RS-D343-99 BOX 48
DEPTH 434_0-443_0

455
460
RS-D343-99 BOX 50
DEPTH 453_0- 462_0

446
450
452
445
RS-D343-99 BOX 49
DEPTH 443_0- 453_0

465
466
467
470
RS-D343-99 BOX 51
DEPTH 462_0- 471_0

RS-D343-99
BOX S3
DEPTH 480_5- 490_5


RS-D343-99
BOX S2
DEPTH 471_0- 480_5

RS-D343-99
BOX S4
DEPTH 490_5- 500_5


515
520
RS-D343-99 BOX 56
DEPTH 511_0- 520_5

505
510
H2O
VOID
RS-D343-99 BOX 55
DEPTH 500_5- 511_0

525
530
RS-D343-99 BOX 57
DEPTH 520_5- 530_5

540
545
RS-D343-99 BOX 59
DEPTH 539_5- 548_5

535
RS-D343-99 BOX 58
DEPTH 530_0- 539_5

550
555
RS-D343-99 BOX 60
DEPTH 548_5- 558_5

RS-D343-99 BOX 62
DEPTH 568_0- 577_0

RS-D343-99 BOX 61
DEPTH 558_5- 568_0

RS-D343-99 BOX 63
DEPTH 577_0- 586_0

RS-D343-99 BOX 65
DEPTH 596_0- 604_5
600
603.5

RS-D343-99 BOX 64
DEPTH 586_0- 596_0
590
595


RS-D343-99 BOX 66
DEPTH 604_5- 614_0
610
615

625
630
RS-D343-99 BOX 68
DEPTH 623_5- 632_5

610
605
RS-D343-99 BOX 67
DEPTH 614_0- 623_5


635
638
640
RS-D343-99 BOX 69
DEPTH 632_5- 641_5

RS-D343-99 BOX71
DEPTH 651_0- 660_5
655
659


RS-D343-99 BOX70
DEPTH 641_5- 651_0
645
650


RS-D343-99 BOX72
DEPTH 660_0- 670_0
664
667

RS-D343-99 BOX74
DEPTH 679_0- 688_0

RS-D343-99 BOX73
DEPTH 670_0- 679_0

RS-D343-99 BOX75
DEPTH 688_0- 697_0

707
RS-D343-99 BOX77
DEPTH 706_0- 716_0

709
705.5
697.2
699
702.4
RS-D343-99 BOX76
DEPTH 697_0- 706_0


RS-D343-99 BOX78
DEPTH 716_0- 719_0

RS-D343-99 BOX 80
DEPTH 729_0- 739_0
739
737
727

RS-D343-99 BOX 79
DEPTH 719_0- 729_0
729
717

RS-D343-99 BOX 81
DEPTH 739_0- 748_0
743
745
747
749

RS-D343-99
BOX 82
DEPTH 748_0- 749_0

WELL RSD-343-99

DEPTH 150

PICTURE NO.

INCLINATION +13.8

OBS. DIR. 64

COR. DIR. 53.3

TOOL FACE

RUN BY DH

DATE 3/23/99

CHECKED BY

sperry-sun

DRILLING SERVICES


90
100
SE
8
110
SE
8
100
SE
110
SE
120
100
SE
6
110
SE
6

WELL RS-D343-99

DEPTH Collar 40'

PICTURE NO.

INCLINATION +1.3 +12.25

OBS. DIR. 72

COR. DIR. 56.3

TOOL FACE

RUN BY Walter Rogers

DATE 3-17-99

CHECKED BY

sperry-sun

DRILLING SERVICES

90
100
SE 8
110
SE 8
90
100
SE 7
110
SE 7
100
SE 6
110

WELL RSD-343-22

DEPTH 350

PICTURE NO.

INCLINATION 13.5

OBS. DIR. 73

COR. DIR. 56.3

TOOL FACE

RUN BY DH

DATE 5/23/99

CHECKED BY

sperry-sun

DRILLING SERVICES

SE
90
100
SE
110
SE

WELL RSD-343-99

DEPTH 749

PICTURE NO.

INCLINATION 7/4

OBS. DIR. S 81.5°W

COR. DIR.

TOOL FACE

RUN BY DH

DATE 3/23/99

CHECKED BY

sperry-sun
DRILLING SERVICES

Bod

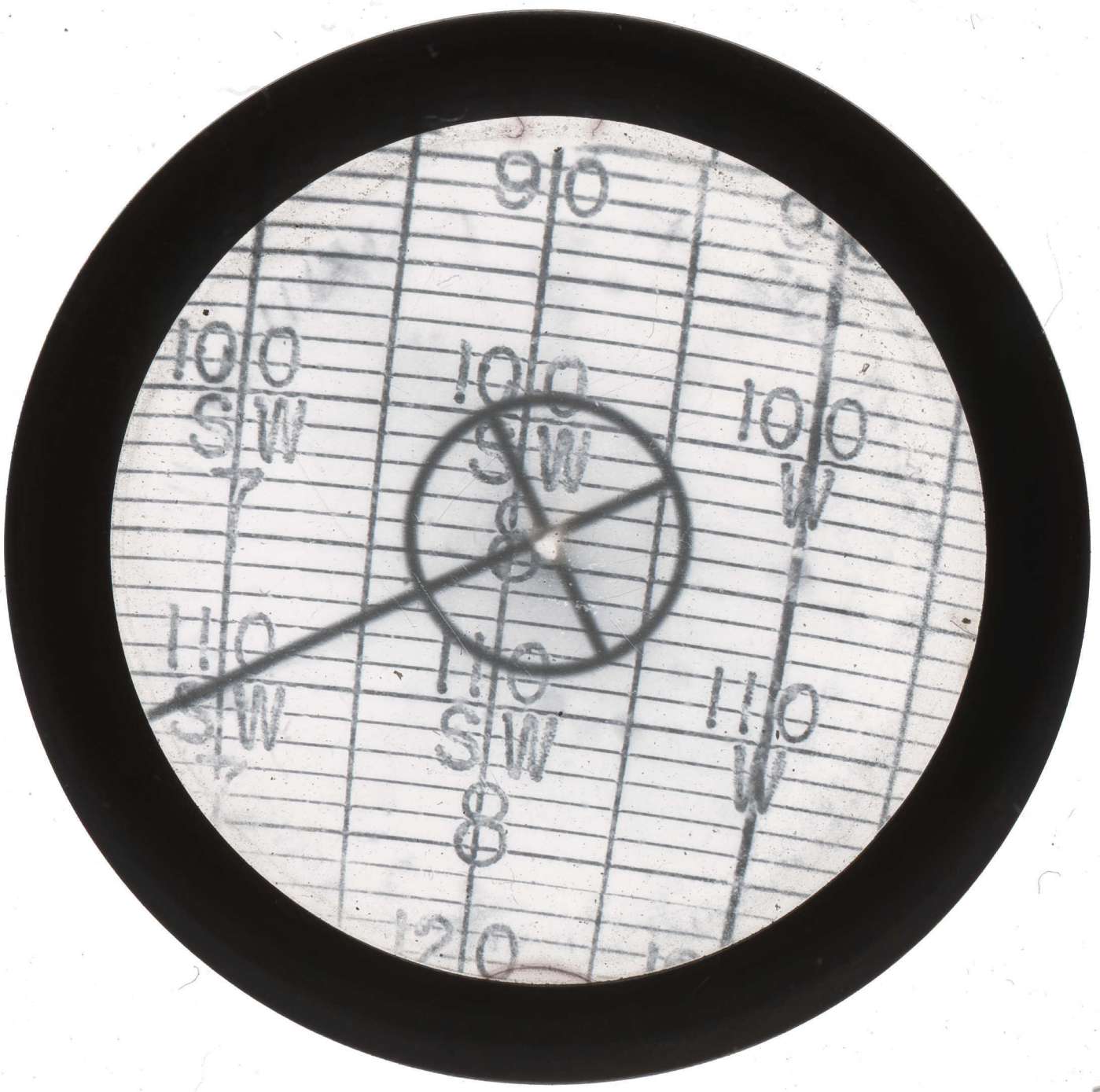
90
100
SW
7
100
SW
8
100
W
110
SW
7
110
SW
8
110
W
120

WELL RSP-343-99
DEPTH 550
PICTURE NO.
INCLINATION #14.5
OBS. DIR. S 87 W
COR. DIR.
TOOL FACE
RUN BY DH
DATE 3/23/99
CHECKED BY

sperry-sun
DRILLING SERVICES

Bad

9 0
10 0
10 0
N W
8
10 0
S W
8
11 0
N W
8
11 0
S W
8
12 0