6000 0562

Mining District File Summary Sheet

DISTRICT	Rosebud
DIST_NO	4010
COUNTY If different from written on document	Pershing
TITLE If not obvious	Rosebud Drill Hole File - Hole No. RS-452
AUTHOR	Rogowski; J. Arthur; C. Ballew; R Vance S King; D. Beilhartz
DATE OF DOC(S)	1997 - 1998
MULTI_DIST Y / N? Additional Dist_Nos:	
QUAD_NAME	Sulphur 7.5'
P_M_C_NAME (mine, claim & company names)	Rosebud Mine; Newmont Exploration, Ltd; Newmont Gold Co.
COMMODITY If not obvious	gold; silver
NOTES	drill logs; geology; assay; total depth 2239'; invoices; hand written notes; geochemistry down-hole camera images 44p.

Keep docs at about 250 pages if no oversized maps attached (for every 1 oversized page (>11x17) with text reduce the amount of pages by ~25)

SS: DD 3/19/08
Initials Date
DB:
Initials Date
SCANNED:
Initials Date

Revised: 1/22/08

RS-452

RS452

6000 0562
4010

6000 0562

NEWMONT EXPLORATION LIMITED — DRILL HOLE SUMMARY

Project: Rosebud Location: Dreamland @ the "Y" Drill Hole No.: RS-423

State: NV Co.: Pershing T.: R.: S.:

Purpose: Angle Across projection of 408 Results:

Date Started: 11/15/97 (RC) Date Finished: 11/21/97 (RC)

Grid System: NV Northing: 2206690 Easting: 478380 Elevation: 5370

Collar Az/Inc.: 360°/ -75° Drill Site: L Total Depth: 2239

Geologist(s): RJK Log Date(s): 11/28/97 Laboratory: Rosebud

HOLE CONSTRUCTION AND HISTORY

CASING (INTERVAL): 0-1140

From	To	Hole Type/Size	Started	Completed	Contractor
0	1140	RC / 5 5/8	11/15/97	11/21/97	Eklund 586: Johnny Welch
1140	2239	core / HQ	11/22/97	12/9/97	Boart-Longyear
		/			
		/			

LITHOLOGIC SUMMARY				ALTERATION/ MINERALIZATION	SIGNIFICANT ASSAYS				
From	To	Formation	Rock Type		From	To	Width	Au oz/st	Cutoff

DOWNHOLE SURVEYS

Directional Date:

Other: Single-shot

Depth (ft)	Azimuth	Inclination
11-17 550	NA: inside rods	-75.5°
1269		-62
1270	N15	-62
2239	845' @ 4.5°	-67

Water Table Depth:

Water Flow Rate:

COMMENTS

Major Fault @ 390-425'. 30-50 gpm water

Str. blch, py + Silic. 300-600 and 700-750. Looks like drilling down a mineralized structure?

see Welnad survey

NOTE:

3 down hole camera images like slides

CUSTOMER LY-P1
HOLE # RS-423
DEPTH 1290± (100' from bottom)
INCLINATION 72 62
OBS. BEAR. N1E
CORRECTION ? 16°
TRUE BEAR. N17E
TOOL FACE
RUN BY J. Arthur
CK'D BY J. Arthur
DATE 12/2/97

Navi Drill.

CUSTOMER ~~NEL~~
HOLE # RS-423
DEPTH 1269'
INCLINATION 25° from vert
62° from horz
OBS. BEAR.
CORRECTION
TRUE BEAR.
TOOL FACE
RUN BY G. Langstaff
CK'D BY
DATE 10/23/1997

Navi Drill.

CUSTOMER NEL
WELL / HOLE # RS-423
DEPTH 590'
INCLINATION -15.5°
OBS. BEAR. 10 Azimuth
CORRECTION (inside rods)
TRUE BEAR.
TOOL FACE
RUN BY Jim Sine
CK'D BY Gene Maple
DATE 11/17/97

RC Precollar

WELNAV

60000562

Newmont Gold Rotary Form

Hole# RS-452
Logged by Rogowski
Date Start 4 Sep to 11 Sep 98
Area NE of Rosebud mine
Coords N- 2,204,702 E- 483,600 El- 5341
Az/Incl -90 (see Survey
Total Depth 1050
Contractor Eklund
Page 1 of 5

Footage	Litho: Formation	Litho: Rock type	Litho: Color	Au oz/st	Ag oz/st	Graphic	Structure: fault	Structure: breccia	Structure: vein	Structure: gouge	Comments	Alteration: Silic	Alteration: argillic	Alteration: clay	Alteration: prop	Alteration: Sericite	Alteration: Chlorite	Alteration:	Met.: FEOX	Met.: CO3	Met.: Sulfide	Mineralogy: Pyrite %	Mineralogy: Marcasite	Mineralogy: Calc/Dolo	Mineralogy: Clay
0	Qr	gravel	Brn								0-10 Overburden								Py				%		
	Tbg	Rhyo Flows?	Cream to lt vil								10-40 A strongly argillized & Fe stained (Py), m-xln, dozer like rock. prob one of the Dozer like flows within the Tbg		3						1	0	1				
													3						1		1				
											40-540 Tbg (Badger?) Frags or clasts are 90% Tc, matrix is granular & +50% sand & silt size particles. Most clasts are Tc Felt Bio porp & Tc Femag porp. All phenos are very small or microlites most of matrix is angular Feld phenos are weakly altro clay & are slightly effer.		1						Hem	wp					
50											50														
		Congo Bx w/ silt to sand size matrix	Lt to dk gray w Hem in matrix																						
100											100 Calling this Tbg mainly on the mix in rock or clast types and less so on the sand/silt mud matrix which appear to be mostly absent. Matrix is weakly effer matrix could have been washed away		1						1	wk					
150											150		1						1	wk					
											@ 190 begin to see more matrix w/ granular text. in the fines matrix is also brick red														
200											200		1						1	tr					
250																									

RBCROTPRN.DWG Revised 3/17/98

Hole# RS 452 **Newmont Gold Rotary Form** **Az/Incl** _____ **Page** 2 of 5

Logged by _____ **Area** _____ **Total Depth** _____

Date _____ **Coords** N- E- El- **Contractor** _____

Footage	Litho: Formation	Litho: Rock type	Litho: Color	Au oz/st	Ag oz/st	Graphic	Structure: fault	Structure: breccia	Structure: vein	Structure: gouge	Comments	Alteration: Silic	Alteration: argillic	Alteration: clay	Alteration: prop	Alteration: Sericite	Alteration: Chlorite		Met.: FEOX	Met.: CO3	Met.: Sulfide	Mineralogy: Pyrite %	Mineralogy: Marcasite	Mineralogy: Calc/Dolo	Mineralogy: Clay
250													Tr						1	Tr			8%		
													1												
											@ 285 see some minor silicification in matrix	1													
300											300														
											after abt 300 begin to see more broken fresh bio in matrix		Tr												
350											350														
																				Tr					
											increase in flow banded clasts after abt 350									1					
																				1					
																				Tr					
400											400														
													0												
											420														
											420 to 430 granular vol grey														
											430 mottled.														
											430 to 465 Tbg w/ +90% clasts of Tc Femag/bio vol.														
450											450														
											465														
											465-540 still think this is Tbg but not positive. Clasts are similar to 420-430 but are more fractd hem stained @495 it is clearly Tbg														
500																									

Badger TD

Prob a conglomerate

Lt gray clast w/ lt em Rel matrix

Hole# RS-452 **Newmont Gold Rotary Form** **Az/Incl** _____ **Page** 3 of 5

Logged by _____ **Area** _____ **Total Depth** _____

Date _____ **Coords** N- E- El- **Contractor** _____

Footage	Litho: Formation	Litho: Rock type	Litho: Color	Au oz/st	Ag oz/st	Graphic	Structure: fault	Structure: breccia	Structure: vein	Structure: gouge	Comments	Alteration: Silic	Alteration: argillic	Alteration: clay	Alteration: prop	Alteration: Sericite	Alteration: Chlorite	Met.: FEOX	Met.: CO3	Sulfide	Mineralogy: Pyrite %	Mineralogy: Marcasite %	Mineralogy: Calc/Dolo	Mineralogy: Clay
500	Tbg	Conq & Bx	Lt Gry & Hem Oxd				??				500 Poss some fault gouge from 425 to 435, traces of gouge or mud.		0					1	Tr					
550											540 to 815 Tc-Femag/Bio phenos. Am making the contact between Tbg & Tc @ 540 but it could be @ 465.		Tr						0					
600			Fract								@ 570 to abt 730 It has more Earthy hem & is more granular & clay alt. & see an occ Feld.		1					2	0					
650	Tc	Trachytic Flow	Lt gray & Hem stained								From 730 to 815 It is finer grained & looks more like Tc Femag porp although there is still plenty of bio		Tr											
700											650 @ 670 - single slick							1						
750											700 Tc Tc													

Hole# RS-452 **Newmont Gold Rotary Form** **Az/Incl** _____ **Page** 4 of 5

Logged by _____ **Area** _____ **Total Depth** _____

Date _____ **Coords** N- E- El- **Contractor** _____

Footage	Litho: Formation	Litho: Rock type	Litho: Color	Au oz/st	Ag oz/st	Graphic	Structure: fault	Structure: breccia	Structure: vein	Structure: gouge	Comments	Alteration: Silic	Alteration: argillic	Alteration: clay	Alteration: prop	Alteration: Sericite	Alteration: Chlorite	Alteration:	Met.: FEOX	Met.: CO3	Mineralogy: Sulfide	Mineralogy: Pyrite %	Mineralogy: Marcasite	Mineralogy: Calc/Dolo	Mineralogy: Clay
750	TC	Tf thru Volcs	4 tgy & H.Em Bed								to 540 to 815 (cont)		Tr						1	Tr			6		
800											to 800														
815	UPPER BUD	Prob an Ignimbrite	wt clasts & Hem Reflmatrix								815 - 890 Bud (upper) mix of clast types but + 90% Aplmgric (prob Td) matrix is fused & some of it shows wk flowage									Tr D						
850											850														
900	?LBT?	Fp Mxln Flow?	Ltgry to m.gry & Hem stained								890 - 969 Fp mxln, granular text, prob flow or intrusive qoo could be LBT. Has Feld phenos, & numerous micro spec Hem specks mod to strong Hem staining A few places have what could be bio but not sure. There are a few Bx'ed frag that could be down hole contam from above	0		0					1	Tr						
950											950														
985	??	Fx lp Flow	Pale green								969+/- to 985 ?? This may be alteration of to 969 except for color it looks the same Pyon Frag	?		2?						Tr		1				
1000	ALS	Phyl	Blk								985 - 1050 - TR - ALS Black phyllite w/ ± 5% Py Calcite on fract & as micro ↓	0		0					0	1		6 5 5				

Hole# RS-452 **Newmont Gold Rotary Form** **Az/Incl** _____ **Page** 5 of 5

Logged by _____ **Area** _____ **Total Depth** _____

Date _____ **Coords** N- E- El- **Contractor** _____

Footage 1000	Litho: Formation	Litho: Rock type	Litho: Color	Au oz/st	Ag oz/st	Graphic	Structure: fault	Structure: breccia	Structure: vein	Structure: gouge	Comments	Alteration: Silic	Alteration: argillic	Alteration: clay	Alteration: prop	Alteration: Sericite	Alteration: Chlorite		Met.: FEOX	Met.: CO3	Met.: Sulfide	Mineralogy: Pyrite %	Mineralogy: Marcasite	Mineralogy: Calc/Dolo	Mineralogy: Clay
	ALS	Black w. phyllite	Black								veinlets, occa WT to clear QT w/ py anhedral	0	0						0	2		5	8%		
											Note: A gray to lt brown rock from 985 to 990 only I've seen This in several holes in this area and am calling it andesite? ~~(Graywacke)~~ it has 7 to 10% large cubic py 0.5mm & laced w/ qt stgrs. This														
1050 TD											1050 TD	0	0						0	2		5			
											may be from material on erosion surface of ALS. It is always right on the ALS														

RDCROTFIELD.DWG Revised 3/17/98

N 2,204,702
E 483,600

- PY
- ARGILLIZATION
- SILICIFICATION

0
10 — 5341 (0-10) Overburden

Tbg? (10-40) dozer like flow within Tbg (No! this is Tc

40

1

~~Tbg~~ (40-540) ~~Badger?~~ prob Tc clasts are +90% Tc, matrix is granular + [illegible] + 50% mud, silt & sand particles. sand size particles are angular.
Tc

2

@ 285' some silica in matrix
3 after 300' see more broken fresh bio in matrix.

~~Tbg~~
Tc after 350 increase in flow banded frags +/- 100 feet of it.

4

? — 465 ?
~~Tbg~~ NOTE: Tbg/Tc contact could be @ 465
5 Tc
Poss some fault gouge from 425 to 435

?F — F?
540 — —

Tc (540 to 815) CHOCLATE Fm - Has Femag + Bio phenos in a trachyte?
6 Flow

@ 670 is a single frag w/ slicks

7 Tc

Tc
8 SRF?
815 — —
Tos? ~~UPPER BUD~~ Tos? (815 to 835) Mix of clast types but is 90% wt
835 Aphyric (prob Td). Matrix is fused & some of it shows
SRF? weak flowage Prob an Ignimbrite.

9 Td?
LBT? (835-969) From xln, granular text vol flow or intrusive
Has only rare Feld phenos & 5% micro Sec Hem specks.
Mod to strong Hem staining
969 969 to 985 is prob same as above but altered.
985 — —
10 ALS (985 to 1050) ALS, Blk phyllite w/ ≤ 5% Py
985 to 990 has a few frags of Andesite?

this could be Td

1050 TD

RS-452
ROSEBUD
1" = 100'
DDR 11/98

Newmont Gold Rotary Form

Hole# RS-452 **Az/Incl** -90 **Page** 1 of 2

Logged by R. Vance **Area** NE of North Zone **Total Depth** 1050

Date 9/21/98 **Coords** N 2,204,702 E 483,600 5341 El **Contractor** Eklund

RS-452

Footage	Formation	Rock type	Color	Au oz/st	Ag oz/st	Graphic	fault	breccia	vein	gouge	Comments	Silic	argillic	clay	prop	Sericite	Chlorite		FEOX	CO3	Sulfide	Pyrite	Marcasite	Calc/Dolo	Clay	hematite
0	QC	COL	brown								overburden: brownish-red Tv (hematitic)								1	3						2
	Tc?	volc bxa	yellow								tuff and volc. bxa, tuff bxa	1	2	1					3							0
100	Tc	volc bxa	purplish-gray, bluish-gry and reddish brown								vfg (very fine-grained) tuff, tuff bxa, volc bxa minor white clay in breccia matrix. = Flow bxa?		1	tr						2						3
155 185	Tc	volc bxa	reddish gray								tuff, tuff bxa. Increasing white clay in matrix. vfg bio or hbld microlites.		1	1						1						3
200 300 400	Tc	volc bxa	reddish-brown to grayish-brown.								heterogeneous tuff, tuff bxa, w/ local white clay. rare Small sub- to euhedral phenos of plag and sanidine. Some flow banding. Microlites of bio. and hbl. CO_3 seems to incr. where white clay occurs. Flow bxa		tr	1						2						2
405	Tc	volc bxa	pink white gray								fg tuff. Patchy alteration	1 2	2 2	1 1						1 1						1 1
500	Tc	volc bxa	purple, red brown and blue.								purplish-gray tuff, reddish-brwn layered tuff DK black bio. phenos, locally altered to chl or clay. Heterogeneous textures: spotted vfg tuff, coarse to fine ash tuff, mottled gray + reddish-brown.		1	1						1						3
600	Tc	volc bxa	pale to lt. gray								vfg grayish-brown, purplish-gray fine ash tuff. Gray color due to weak argillization. Chips are rounded and cut by red FeOx veinlets and black MnOx veinlets. Some tuff bxa w/ 0.25-1 mm clasts (white) in a red hm matrix		1	1						1						2
700 800	Tc	volc bxa	med gray, purplish gray								Fine-grained sugary textured tuff w/ rare fldsp phenos and rare rounded lithic(?) clasts. Possible green clay after sanidine at 730-735', and 765-770'. Lithic(?) clasts above may be altered (hematitic) sanidine too. No! this is the Tc/upper Bud contact. JPR Pete Rogowski convinced me this is the S. Ridge flt		1							1						2
900	Td	bx'd volc (rhy)	reddish-brown to orange-red and white								Speckled tuff. White argillized clasts set in a matrix of reddish-brown aphanitic tuff(?). Calcareous due to calcite veinlets and cal in matrix. Color darkens about 890' to med. gray, and chips show vfg hm. The clast size may increase, because the sample becomes dominated by ① gray hm clasts and ② reddish-orange chips (matrix?).		2	1						2						2
	Td	rhy									Green "Bud" unit or vfg green Dozer. Pyrite. (See next page)		2	2								1	1			
1000	ALS	phyllite									Black, carbonaceous phyllite w/ py												2			

Newmont Gold Rotary Form

Hole# RS-452 **Az/Incl** -90 **Page** 2 of 2

Logged by R. Vance **Area** NE of N. Zone **Total Depth** 1050

Date 9/21/98 **Coords** **Contractor** Eklund

Footage	Litho: Formation	Litho: Rock type	Litho: Color	Au oz/st	Ag oz/st	Graphic	Structure: fault	Structure: breccia	Structure: vein	Structure: gouge	Comments	Alteration: Silic	Alteration: argillic	Alteration: clay	Alteration: prop	Alteration: Sericite	Alteration: Chlorite		Met.: FEOX	Met.: CO3	Met.: Sulfide	Mineralogy: Pyrite	Mineralogy: Marcasite	Mineralogy: Calc/Dolo	Mineralogy: Clay
1000	ALS	Phyllite	black + white								Schistosity-parallel Q. vnlts. Py decr. slightly away from contact. Minor green (bleached) ALS at 985-990'. No gouge. (= Foundation Fault)									3		2			
1100											970-985': Actual interval is probably 968-985. Upper contact ~~may be~~ is not equivalent to the South Ridge flt, but slfn is minor (v. narrow). There are several slfd chips. The lower contact has a microbxa that resembles Choc. tuff bxa (red-brown matrix) but the clasts are moderately green, not clay-altered or argillized.														

AMERICAN ASSAY LABORATORIES

PROVISIONAL REPORT SP050631

PO BOX 11530
RENO NV, USA
Ph.(702) 356-0606, Fax.(702) 356-1413

NEWMONT GOLD COMPANY

COPIES TO : C. BALLEW

: R. VANCE

:

:

CLIENT REFERENCE No: RS-452 RECEIVED : 16 SEP 1998

No. SAMPLES : 90 REPORTED : 16 SEP 1998

MAIN SAMPLE TYPE : DRILL CUTTINGS

NEVADA LEGISLATIVE DISCLAIMER :-
The results of this assay were based solely upon the content of the sample submitted. Any decision to invest should be made only after the potential investment value of the claim or deposit has been determined based on the results of assays of multiple samples of geological materials collected by the prospective investor or by a qualified person selected by him and based on an evaluation of all engineering data which is available concerning any proposed project.

ANALYSIS	ANALYTICAL METHOD	QUALITY PARAMETER	UNIT	DETECTION
Au	FA30	15%	ppb	5
Au(R)	FA30	15%	ppb	5
Au(OZ)	FA30	15%	OPT	0.001
Au(RZ)	FA30	15%	OPT	0.001
Ag	D210	10%	ppm	0.5
Ag(OZ)	D210	10%	OPT	0.02

SIGNATORY : Susan King M.S.

09/29/1998 14:00 7023561413 AMERICAN ASSAY LABS PAGE 01
SEP-29-98 13:56 7023561413 P.01 R-312 Job-751

AMERICAN ASSAY LABORATORIES

PROVISIONAL REPORT SP050631

CLIENT : NEWMONT GOLD COMPANY
PROJECT : ROSEBUD
REFERENCE : RS-452

REPORTED : 16 SEP 1998

SAMPLES	Au	Au(R)	Au(OZ)	Au(RZ)	Ag	Ag(OZ)
RS-452 000-005	7		<0.001		<0.5	<0.02
RS-452 005-010	7		<0.001		<0.5	<0.02
RS-452 010-015	27		<0.001		1.1	0.03
RS-452 015-020	27		<0.001		<0.5	<0.02
RS-452 020-025	25		<0.001		<0.5	<0.02
RS-452 025-030	9		<0.001		<0.5	<0.02
RS-452 030-035	7		<0.001		<0.5	<0.02
RS-452 035-040	<5		<0.001		1.2	0.04
RS-452 040-045	14		<0.001		2.3	0.07
RS-452 045-050	17		<0.001		<0.5	<0.02
RS-452 050-055			ANALYSIS NOT REQUEST			
RS-452 055-060			ANALYSIS NOT REQUEST			
RS-452 060-065			ANALYSIS NOT REQUEST			
RS-452 065-070			ANALYSIS NOT REQUEST			
RS-452 070-075			ANALYSIS NOT REQUEST			
RS-452 075-080			ANALYSIS NOT REQUEST			
RS-452 080-085			ANALYSIS NOT REQUEST			
RS-452 085-090			ANALYSIS NOT REQUEST			
RS-452 090-095			ANALYSIS NOT REQUEST			
RS-452 095-100	<5		<0.001			
RS-452 100-105			ANALYSIS NOT REQUEST			
RS-452 105-110			ANALYSIS NOT REQUEST			
RS-452 110-115			ANALYSIS NOT REQUEST			
RS-452 115-120			ANALYSIS NOT REQUEST			
RS-452 120-125			ANALYSIS NOT REQUEST			

09/29/1998 14:00 7023561413 AMERICAN ASSAY LABS PAGE 02
SEP-28-98 13:56 7023561413 P.02 R-312 Job-751

AMERICAN ASSAY LABORATORIES

PROVISIONAL REPORT SP050631

CLIENT : NEWMONT GOLD COMPANY
PROJECT : ROSEBUD
REFERENCE : RS-452

REPORTED : 16 SEP 1998

SAMPLES	Au	Au(R)	Au(OZ)	Au(RZ)	Ag	Ag(OZ)
RS-452 125-130			ANALYSIS NOT REQUEST			
RS-452 130-135			ANALYSIS NOT REQUEST			
RS-452 135-140			ANALYSIS NOT REQUEST			
RS-452 140-145			ANALYSIS NOT REQUEST			
RS-452 145-150	<5		<0.001			
RS-452 150-155			ANALYSIS NOT REQUEST			
RS-452 155-160			ANALYSIS NOT REQUEST			
RS-452 160-165			ANALYSIS NOT REQUEST			
RS-452 165-170			ANALYSIS NOT REQUEST			
RS-452 170-175	<5		<0.001			
RS-452 175-180			ANALYSIS NOT REQUEST			
RS-452 180-185			ANALYSIS NOT REQUEST			
RS-452 185-190			ANALYSIS NOT REQUEST			
RS-452 190-195			ANALYSIS NOT REQUEST			
RS-452 195-200	<5		<0.001			
RS-452 200-205			ANALYSIS NOT REQUEST			
RS-452 205-210			ANALYSIS NOT REQUEST			
RS-452 210-215			ANALYSIS NOT REQUEST			
RS-452 215-220			ANALYSIS NOT REQUEST			
RS-452 220-225	<5		<0.001			
RS-452 225-230			ANALYSIS NOT REQUEST			
RS-452 230-235			ANALYSIS NOT REQUEST			
RS-452 235-240			ANALYSIS NOT REQUEST			
RS-452 240-245			ANALYSIS NOT REQUEST			
RS-452 245-250	<5		<0.001			

AMERICAN ASSAY LABORATORIES

PROVISIONAL REPORT SP050631

CLIENT : NEWMONT GOLD COMPANY
PROJECT : ROSEBUD
REFERENCE : RS-452

REPORTED : 16 SEP 1998

SAMPLES	Au	Au(R)	Au(OZ)	Au(RZ)	Ag	Ag(OZ)
RS-452 250-255			ANALYSIS NOT REQUEST			
RS-452 255-260			ANALYSIS NOT REQUEST			
RS-452 260-265			ANALYSIS NOT REQUEST			
RS-452 265-270			ANALYSIS NOT REQUEST			
RS-452 270-275	<5		<0.001			
RS-452 275-280			ANALYSIS NOT REQUEST			
RS-452 280-285			ANALYSIS NOT REQUEST			
RS-452 285-290			ANALYSIS NOT REQUEST			
RS-452 290-295			ANALYSIS NOT REQUEST			
RS-452 295-300	<5		<0.001			
RS-452 300-305			ANALYSIS NOT REQUEST			
RS-452 305-310			ANALYSIS NOT REQUEST			
RS-452 310-315			ANALYSIS NOT REQUEST			
RS-452 315-320			ANALYSIS NOT REQUEST			
RS-452 320-325	<5		<0.001			
RS-452 325-330			ANALYSIS NOT REQUEST			
RS-452 330-335			ANALYSIS NOT REQUEST			
RS-452 335-340			ANALYSIS NOT REQUEST			
RS-452 340-345			ANALYSIS NOT REQUEST			
RS-452 345-350	<5		<0.001			
RS-452 350-355			ANALYSIS NOT REQUEST			
RS-452 355-360			ANALYSIS NOT REQUEST			
RS-452 360-365			ANALYSIS NOT REQUEST			
RS-452 365-370			ANALYSIS NOT REQUEST			
RS-452 370-375	<5		<0.001			

AMERICAN ASSAY LABORATORIES

PROVISIONAL REPORT SP050631

CLIENT : NEWMONT GOLD COMPANY
PROJECT : ROSEBUD
REFERENCE : RS-452

REPORTED : 16 SEP 1998

SAMPLES	Au	Au(R)	Au(OZ)	Au(RZ)	Ag	Ag(OZ)
RS-452 375-380			ANALYSIS NOT REQUEST			
RS-452 380-385			ANALYSIS NOT REQUEST			
RS-452 385-390			ANALYSIS NOT REQUEST			
RS-452 390-395	<5		<0.001		<0.5	<0.02
RS-452 395-400	<5		<0.001		<0.5	<0.02
RS-452 400-405	<5		<0.001		<0.5	<0.02
RS-452 405-410	<5		<0.001		<0.5	<0.02
RS-452 405-410B	1070		0.031			
RS-452 410-415	<5		<0.001		<0.5	<0.02
RS-452 415-420	<5		<0.001		<0.5	<0.02
RS-452 420-425	<5		<0.001		<0.5	<0.02
RS-452 425-430	<5		<0.001		<0.5	<0.02
RS-452 430-435			ANALYSIS NOT REQUEST			
RS-452 435-440			ANALYSIS NOT REQUEST			
RS-452 440-445			ANALYSIS NOT REQUEST			
RS-452 445-450	<5		<0.001			
RS-452 450-455			ANALYSIS NOT REQUEST			
RS-452 455-460			ANALYSIS NOT REQUEST			
RS-452 460-465			ANALYSIS NOT REQUEST			
RS-452 465-470			ANALYSIS NOT REQUEST			
RS-452 470-475	<5		<0.001			
RS-452 475-480			ANALYSIS NOT REQUEST			
RS-452 480-485			ANALYSIS NOT REQUEST			
RS-452 485-490			ANALYSIS NOT REQUEST			
RS-452 490-495			ANALYSIS NOT REQUEST			

AMERICAN ASSAY LABORATORIES

PROVISIONAL REPORT SP050631

CLIENT : NEWMONT GOLD COMPANY
PROJECT : ROSEBUD
REFERENCE : RS-452

REPORTED : 16 SEP 1998

SAMPLES	Au	Au(R)	Au(OZ)	Au(RZ)	Ag	Ag(OZ)
RS-452 495-500	<5		<0.001			
RS-452 500-505			ANALYSIS NOT REQUEST			
RS-452 505-510			ANALYSIS NOT REQUEST			
RS-452 510-515			ANALYSIS NOT REQUEST			
RS-452 515-520			ANALYSIS NOT REQUEST			
RS-452 520-525	<5		<0.001			
RS-452 525-530			ANALYSIS NOT REQUEST			
RS-452 530-535			ANALYSIS NOT REQUEST			
RS-452 535-540			ANALYSIS NOT REQUEST			
RS-452 540-545			ANALYSIS NOT REQUEST			
RS-452 545-550	<5		<0.001			
RS-452 550-555			ANALYSIS NOT REQUEST			
RS-452 555-560			ANALYSIS NOT REQUEST			
RS-452 560-565			ANALYSIS NOT REQUEST			
RS-452 565-570			ANALYSIS NOT REQUEST			
RS-452 570-575			ANALYSIS NOT REQUEST			
RS-452 575-580			ANALYSIS NOT REQUEST			
RS-452 580-585			ANALYSIS NOT REQUEST			
RS-452 585-590			ANALYSIS NOT REQUEST			
RS-452 590-595			ANALYSIS NOT REQUEST			
RS-452 595-600	<5		<0.001			
RS-452 600-605			ANALYSIS NOT REQUEST			
RS-452 605-610			ANALYSIS NOT REQUEST			
RS-452 610-615			ANALYSIS NOT REQUEST			
RS-452 615-620			ANALYSIS NOT REQUEST			

AMERICAN ASSAY LABORATORIES

PROVISIONAL REPORT SP050631

CLIENT : NEWMONT GOLD COMPANY
PROJECT : ROSEBUD
REFERENCE : RS-452

REPORTED : 16 SEP 1998

SAMPLES	Au	Au(R)	Au(OZ)	Au(RZ)	Ag	Ag(OZ)
RS-452 620-625			ANALYSIS NOT REQUEST			
RS-452 625-630			ANALYSIS NOT REQUEST			
RS-452 630-635			ANALYSIS NOT REQUEST			
RS-452 635-640			ANALYSIS NOT REQUEST			
RS-452 640-645			ANALYSIS NOT REQUEST			
RS-452 645-650	<5		<0.001			
RS-452 650-655			ANALYSIS NOT REQUEST			
RS-452 655-660			ANALYSIS NOT REQUEST			
RS-452 660-665			ANALYSIS NOT REQUEST			
RS-452 665-670			ANALYSIS NOT REQUEST			
RS-452 670-675			ANALYSIS NOT REQUEST			
RS-452 675-680			ANALYSIS NOT REQUEST			
RS-452 680-685			ANALYSIS NOT REQUEST			
RS-452 685-690			ANALYSIS NOT REQUEST			
RS-452 690-695			ANALYSIS NOT REQUEST			
RS-452 695-700	<5		<0.001			
RS-452 700-705			ANALYSIS NOT REQUEST			
RS-452 705-710			ANALYSIS NOT REQUEST			
RS-452 710-715			ANALYSIS NOT REQUEST			
RS-452 715-720			ANALYSIS NOT REQUEST			
RS-452 720-725			ANALYSIS NOT REQUEST			
RS-452 725-730			ANALYSIS NOT REQUEST			
RS-452 730-735			ANALYSIS NOT REQUEST			
RS-452 735-740			ANALYSIS NOT REQUEST			
RS-452 740-745			ANALYSIS NOT REQUEST			

09/29/1998 14:00 7023561413 AMERICAN ASSAY LABS PAGE 07
SEP-29-98 13:56 7023561413 P.07 R-312 Job-751

AMERICAN ASSAY LABORATORIES

PROVISIONAL REPORT SP050631

CLIENT : NEWMONT GOLD COMPANY
PROJECT : ROSEBUD
REFERENCE : RS-452

REPORTED : 16 SEP 1998

SAMPLES	Au	Au(R)	Au(OZ)	Au(RZ)	Ag	Ag(OZ)
RS-452 745-750	<5		<0.001			
RS-452 750-755			ANALYSIS NOT REQUEST			
RS-452 755-760			ANALYSIS NOT REQUEST			
RS-452 760-765			ANALYSIS NOT REQUEST			
RS-452 765-770			ANALYSIS NOT REQUEST			
RS-452 770-775			ANALYSIS NOT REQUEST			
RS-452 775-780			ANALYSIS NOT REQUEST			
RS-452 780-785			ANALYSIS NOT REQUEST			
RS-452 785-790			ANALYSIS NOT REQUEST			
RS-452 790-795			ANALYSIS NOT REQUEST			
RS-452 795-800			ANALYSIS NOT REQUEST			
RS-452 800-805	<5		<0.001		<0.5	<0.02
RS-452 805-810	<5		<0.001		<0.5	<0.02
RS-452 810-815	<5		<0.001		<0.5	<0.02
RS-452 815-820	<5		<0.001		<0.5	<0.02
RS-452 820-825	<5		<0.001		<0.5	<0.02
RS-452 825-830	<5		<0.001		<0.5	<0.02
RS-452 830-835	<5		<0.001		<0.5	<0.02
RS-452 835-840	<5		<0.001		<0.5	<0.02
RS-452 840-845	<5		<0.001		<0.5	<0.02
RS-452 845-850	<5		<0.001		<0.5	<0.02
RS-452 850-855	<5		<0.001		<0.5	<0.02
RS-452 855-860	<5		<0.001		<0.5	<0.02
RS-452 860-865	<5		<0.001		<0.5	<0.02
RS-452 865-870	<5		<0.001		<0.5	<0.02

09/29/1998 14:00 7023561413 AMERICAN ASSAY LABS PAGE 08
SEP-29-98 13:56 7023561413 P.08 R-312 Job-751

AMERICAN ASSAY LABORATORIES

PROVISIONAL REPORT SP050631

CLIENT : NEWMONT GOLD COMPANY
PROJECT : ROSEBUD
REFERENCE : RS-452

REPORTED : 16 SEP 1998

SAMPLES	Au	Au(R)	Au(OZ)	Au(RZ)	Ag	Ag(OZ)
RS-452 870-875	<5		<0.001		<0.5	<0.02
RS-452 875-880	<5		<0.001		<0.5	<0.02
RS-452 880-885	<5		<0.001		<0.5	<0.02
RS-452 885-890	<5		<0.001		<0.5	<0.02
RS-452 890-895	<5		<0.001		<0.5	<0.02
RS-452 895-900	<5		<0.001		<0.5	<0.02
RS-452 900-905	<5		<0.001		<0.5	<0.02
RS-452 905-910	<5		<0.001		<0.5	<0.02
RS-452 910-915	<5		<0.001		<0.5	<0.02
RS-452 915-920	<5		<0.001		<0.5	<0.02
RS-452 915-920B	960		0.028		<0.5	<0.02
RS-452 920-925	<5		<0.001		<0.5	<0.02
RS-452 925-930	<5		<0.001		<0.5	<0.02
RS-452 930-935	<5		<0.001		<0.5	<0.02
RS-452 935-940	<5		<0.001		<0.5	<0.02
RS-452 940-945	<5		<0.001		<0.5	<0.02
RS-452 945-950	<5		<0.001		<0.5	<0.02
RS-452 950-955	<5		<0.001		<0.5	<0.02
RS-452 955-960	<5		<0.001		<0.5	<0.02
RS-452 960-965	<5		<0.001		<0.5	<0.02
RS-452 965-970	<5		<0.001		<0.5	<0.02
RS-452 970-975	<5		<0.001		0.9	0.03
RS-452 975-980	<5		<0.001		<0.5	<0.02
RS-452 980-985	<5		<0.001		<0.5	<0.02
RS-452 985-990	<5		<0.001		0.7	0.02

09/29/1998 14:00 7023561413 AMERICAN ASSAY LABS PAGE 09
SEP-29-98 13:56 7023561413 P.09 R-312 Job-751

AMERICAN ASSAY LABORATORIES

PROVISIONAL REPORT SP050631

CLIENT : NEWMONT GOLD COMPANY
PROJECT : ROSEBUD
REFERENCE : RS-452

REPORTED : 16 SEP 1998

SAMPLES	Au	Au(R)	Au(OZ)	Au(RZ)	Ag	Ag(OZ)
RS-452 990-995	<5		<0.001		1.5	0.04
RS-452 995-1000	<5		<0.001		1.2	0.04
RS-452 1000-1005	<5		<0.001		1.0	0.03
RS-452 1005-1010	<5		<0.001		1.3	0.04
RS-452 1010-1015	<5		<0.001		0.9	0.03
RS-452 1015-1020	<5		<0.001		0.5	<0.02
RS-452 1020-1025	<5		<0.001		<0.5	<0.02
RS-452 1025-1030	<5		<0.001		0.7	0.02
RS-452 1030-1035	<5		<0.001		<0.5	<0.02
RS-452 1035-1040	<5		<0.001		0.7	0.02
RS-452 1040-1045	<5		<0.001		0.7	0.02
RS-452 1045-1050	<5		<0.001		0.6	<0.02

AMERICAN ASSAY LABORATORIES
1500 GLENDALE AVE.
SPARKS, NV 89431
PHONE: (702) 356-0606
FAX: (702) 356-1413

CLIENT: *NEWMONT GOLD COMPANY*
CLIENT REF: ROSEBUD EXPLORATION
AAL REF: SP050631
METHOD: AAL 01-2 + Se

ELEMENT	Ag	Al	As	B	Ba	Bi	Ca	Cd
SAMPLES	ppm	%	ppm	ppm	ppm	ppm	%	ppm
RS-452 00-25	< .3	1.48	24	26	518	< 3	2.15	0.3
RS-452 25-50	0.8	0.82	11	4	46	< 3	0.22	0.5
RS-452 390-410	< .3	0.44	5	< 3	102	< 3	0.88	0.2
RS-452 410-430	< .3	0.53	< 2	< 3	84	< 3	0.77	< .2
RS-452 800-820	0.3	0.65	2	4	150	< 3	1.03	0.2
RS-452 820-840	< .3	0.46	2	< 3	40	< 3	1.7	< .2
RS-452 840-860	< .3	0.37	4	< 3	42	< 3	1.05	< .2
RS-452 860-880	0.4	0.4	3	< 3	49	< 3	1.01	0.2
RS-452 880-900	0.3	0.55	2	< 3	92	< 3	1.59	0.2
RS-452 900-920	0.3	0.42	2	< 3	67	3	1.51	0.3
RS-452 920-940	< .3	0.38	< 2	< 3	57	< 3	1.07	0.2
RS-452 940-960	< .3	0.47	< 2	< 3	90	< 3	0.68	0.2
RS-452 960-980	0.3	0.56	13	< 3	41	< 3	0.61	< .2
RS-452 980-1000	0.9	1.08	44	< 3	71	3	2.65	9.8
RS-452 1000-1020	1.1	0.73	47	5	184	< 3	4.25	15.9
RS-452 1020-1035	0.7	0.68	43	< 3	129	< 3	4.01	14.6
RS-452 1035-1050	0.7	0.58	41	4	176	< 3	3.98	17.6
STANDARD C3	5.7	1.84	57	19	146	23	0.54	23.7
STANDARD G-2	< .3	0.94	< 2	8	218	< 3	0.59	< .2

AMERICAN ASSAY LABORATORIES
1500 GLENDALE AVE.
SPARKS, NV 89431
PHONE: (702) 356-0606
FAX: (702) 356-1413

Co ppm	Cr ppm	Cu ppm	Fe %	Hg ppb	K %	La ppm	Mg %	Mn ppm	Mo ppm	Na %	Ni ppm	P %	Pb ppm	Sb ppm	Se ppm	Sr ppm	Th ppm	Ti %	U ppm	V ppm	W ppm	Zn ppm
5	6	14	2.03	50	0.37	18	0.39	337	2	0.16	8	0.054	29	5	0.7	157	7	0.02	< 8	35	< 2	56
3	< 1	7	2.34	15	0.26	33	0.05	636	1	0.06	1	0.055	39	< 3	0.3	42	10	0.01	< 8	5	< 2	104
1	< 1	4	1.95	65	0.2	17	0.04	400	4	0.05	< 1	0.04	23	< 3	< .1	100	10	0.02	< 8	10	< 2	20
1	< 1	4	1	10	0.23	4	0.04	324	3	0.05	1	0.022	16	< 3	< .1	133	4	0.01	< 8	4	< 2	11
1	2	2	1.87	55	0.3	30	0.05	550	4	0.04	1	0.031	18	< 3	< .1	285	13	0.01	< 8	7	< 2	23
< 1	5	1	1.31	25	0.22	69	0.02	531	2	0.05	< 1	0.009	22	< 3	< .1	351	18	< .01	< 8	< 1	< 2	13
< 1	5	3	1.33	15	0.23	87	0.02	526	2	0.05	< 1	0.013	23	< 3	< .1	266	21	0.01	< 8	< 1	< 2	17
< 1	6	3	1.29	35	0.23	92	0.02	566	2	0.05	< 1	0.014	22	< 3	< .1	335	23	0.01	< 8	1	< 2	15
2	10	5	2.11	20	0.24	68	0.04	964	1	0.05	1	0.031	19	< 3	< .1	397	17	0.01	< 8	1	< 2	16
1	12	5	2	15	0.19	82	0.04	881	2	0.06	1	0.028	18	< 3	< .1	365	21	0.01	12	1	< 2	19
1	7	3	1.74	< 10	0.17	77	0.04	596	2	0.07	1	0.021	17	< 3	< .1	315	19	0.01	< 8	2	< 2	30
1	3	3	1.44	20	0.23	67	0.04	255	3	0.06	1	0.019	23	< 3	< .1	305	16	0.01	< 8	2	< 2	23
< 1	5	3	1.33	35	0.23	66	0.07	251	4	0.05	2	0.011	17	< 3	0.9	276	17	< .01	< 8	2	< 2	37
10	19	70	3.29	80	0.18	9	0.54	623	29	0.03	60	0.059	13	9	17.2	254	4	< .01	< 8	26	< 2	677
9	14	76	3.33	85	0.18	4	0.6	633	48	0.02	70	0.071	12	16	19.1	304	3	< .01	< 8	41	< 2	1060
10	11	72	3.31	105	0.15	3	0.26	666	41	0.02	64	0.088	12	14	12.2	296	2	< .01	< 8	29	< 2	979
11	10	77	3.24	60	0.17	3	0.27	683	37	0.02	51	0.093	14	11	16.1	323	< 2	< .01	< 8	22	< 2	1180
11	159	61	3.3	905	0.16	16	0.58	781	25	0.04	35	0.091	35	12	1.2	29	22	0.08	29	77	18	158
4	71	2	1.9	15	0.48	6	0.55	519	2	0.08	7	0.095	4	< 3	< .1	71	4	0.12	< 8	37	3	37

CUSTOMER----------: NEWMONT EXPLORATION
MINE SITE----------: ROSEBUD
HOLE NO.----------: RS 452
DATE----------: 9/11/98

SILVER STATE SURVEYS, INC.

TIE IN COORDINATES
ELEVATION----------: N/A
NORTH+/SOUTH----: N/A WATER LEVEL----:
EAST+/WEST-------: N/A PROJECTED DEPTH--:

SURVEY CERTIFIED BY

D. BEILHARTZ

MEAS DEPTH (FEET)	TRUE VERTICAL DEPTH (FEET)	TRUE VERTICAL X-SECTION (FEET)	INCL (HORZ) (DEG)	DIRECTION (AZIMUTH)	RECTANGULAR COORDINATES N+/S- (FEET)	E+/W- (FEET)	DOGLEG 100/FT (DEGREES)	CLOSURE DISTANCE (FEET)	CLOSURE DIR (DEG)	HOLE TEMP (F) (DEG)
0	0.00	0.00	-89.36	1.35	0.00	0.00	0.00	0.00	0.00	94.0
50	50.00	0.10	-89.50	162.43	0.07	0.07	2.26	0.10	45.07	94.9
100	100.00	0.12	-89.34	334.63	0.12	0.02	2.31	0.12	7.31	94.9
150	149.99	1.08	-88.44	340.87	1.02	-0.33	1.81	1.08	342.15	94.9
200	199.98	2.14	-89.10	352.89	2.06	-0.60	1.40	2.14	343.71	94.9
250	249.97	3.03	-88.84	355.44	2.95	-0.69	0.51	3.03	346.84	94.0
300	299.96	4.10	-88.65	1.86	4.04	-0.71	0.48	4.10	350.03	94.0
350	349.94	5.16	-88.87	3.73	5.12	-0.66	0.44	5.16	352.66	93.2
400	399.93	6.27	-88.58	351.28	6.22	-0.72	0.79	6.27	353.39	92.3
450	449.90	7.98	-87.48	346.64	7.90	-1.07	2.23	7.98	352.30	92.3
500	499.86	9.96	-87.92	340.23	9.83	-1.63	1.03	9.96	350.59	90.5
550	549.83	11.64	-88.19	350.26	11.46	-2.07	0.86	11.64	349.76	90.5
600	599.81	13.27	-88.07	358.43	13.08	-2.23	0.58	13.27	350.34	89.7
650	649.76	15.37	-87.08	358.13	15.20	-2.29	1.97	15.37	351.43	89.7
700	699.67	18.37	-86.00	357.22	18.21	-2.42	2.16	18.37	352.44	88.8
750	749.50	22.42	-84.70	354.41	22.25	-2.73	2.65	22.42	353.01	88.8
800	799.27	27.26	-84.17	350.10	27.05	-3.39	1.34	27.26	352.86	88.8
850	848.97	32.68	-83.34	345.63	32.36	-4.55	1.93	32.68	352.01	87.9
900	898.62	38.50	-83.14	340.85	37.99	-6.24	1.19	38.50	350.67	87.9
950	948.31	44.04	-83.94	339.08	43.28	-8.17	1.64	44.04	349.31	87.9
1000	998.04	49.09	-84.27	336.89	48.04	-10.09	0.79	49.09	348.14	[illegible]

CUSTOMER----------: NEWMONT EXPLORATION
MINE SITE----------: ROSEBUD
HOLE NO.----------: RS 452
DATE----------: 9/11/98

SILVER STATE SURVEYS, INC.

TIE IN COORDINATES
ELEVATION----------: N/A
NORTH+/SOUTH----: N/A
EAST+/WEST--------: N/A
WATER LEVEL----:
PROJECTED DEPTH--:

SURVEY CERTIFED BY

D. BEILHARTZ

MEAS DEPTH (FEET)	TRUE VERTICAL DEPTH (FEET)	TRUE VERTICAL X-SECTION (FEET)	INCL (HORZ) (DEG)	DIRECTION (AZIMUTH)	RECTANGULAR COORDINATES N+/S- (FEET)	RECTANGULAR COORDINATES E+/W- (FEET)	DOGLEG 100/FT (DEGREES)	CLOSURE DISTANCE (FEET)	CLOSURE DIR (DEG)	HOLE TEMP (F) (DEG)
1040	1037.85	52.99	-84.41	341.00	51.72	-11.51	1.07	52.99	347.46	88.8

VERTICAL PROJECTION

Survey File: RS-452

Time: 14:12:42

Section direction: 305.0

Customer: NEWMONT GOLD

Date: 9-11-98

Starting from 0.0 E/W 0.0 N/S

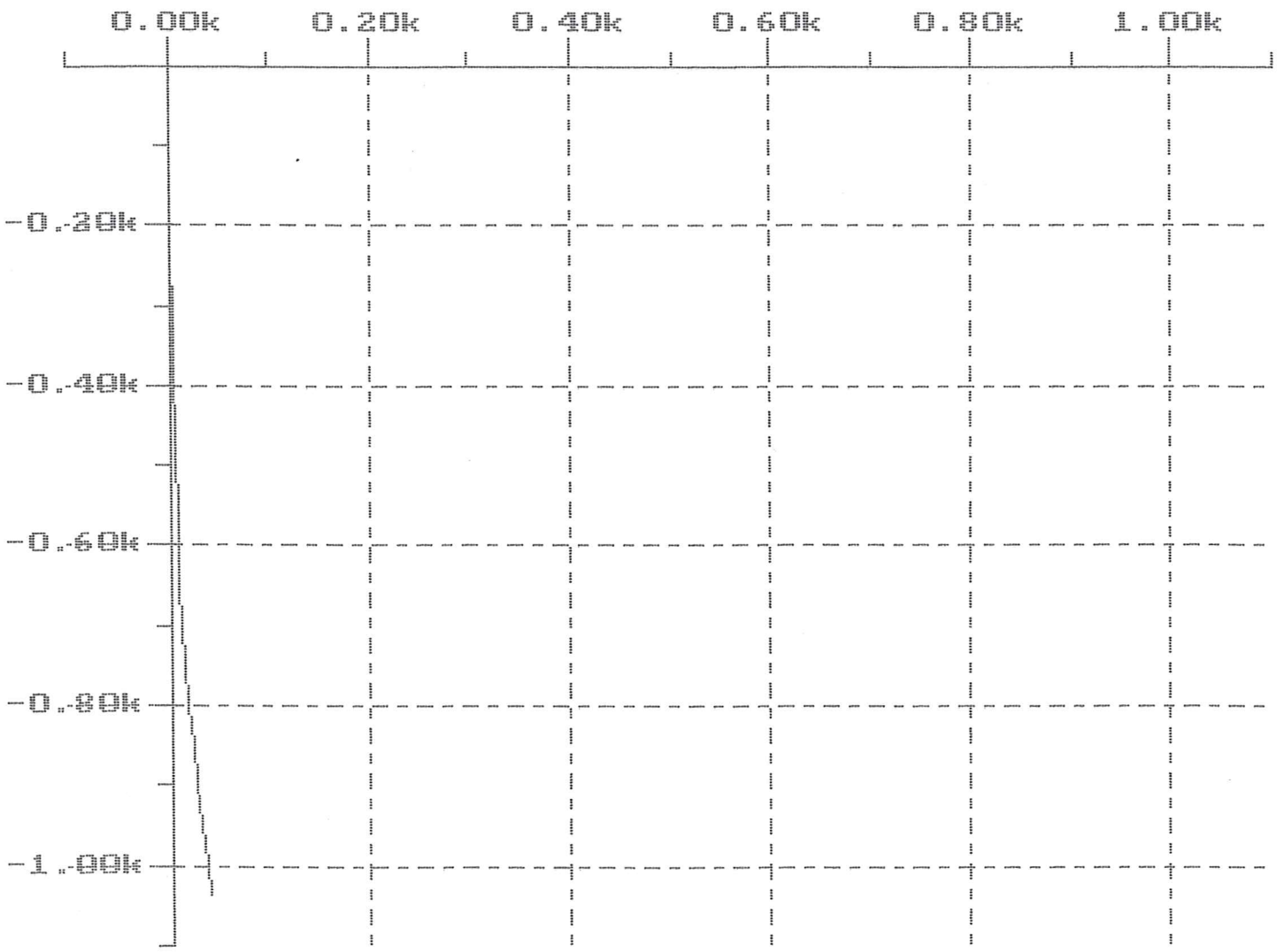

Horiz Data Max: 39.7

Horiz Data Min: -0.0

(scale in feet)

Vert Data Max: 0.0

Vert Data Min: -1037.8

HORIZONTAL PROJECTION

Survey File: RS-452

Customer: NEWMONT GOLD

Starting from 0.0 E/W 0.0 N/S

Bottom closure direction: 345.9

Time: 14:12:42

Date: 9-11-98

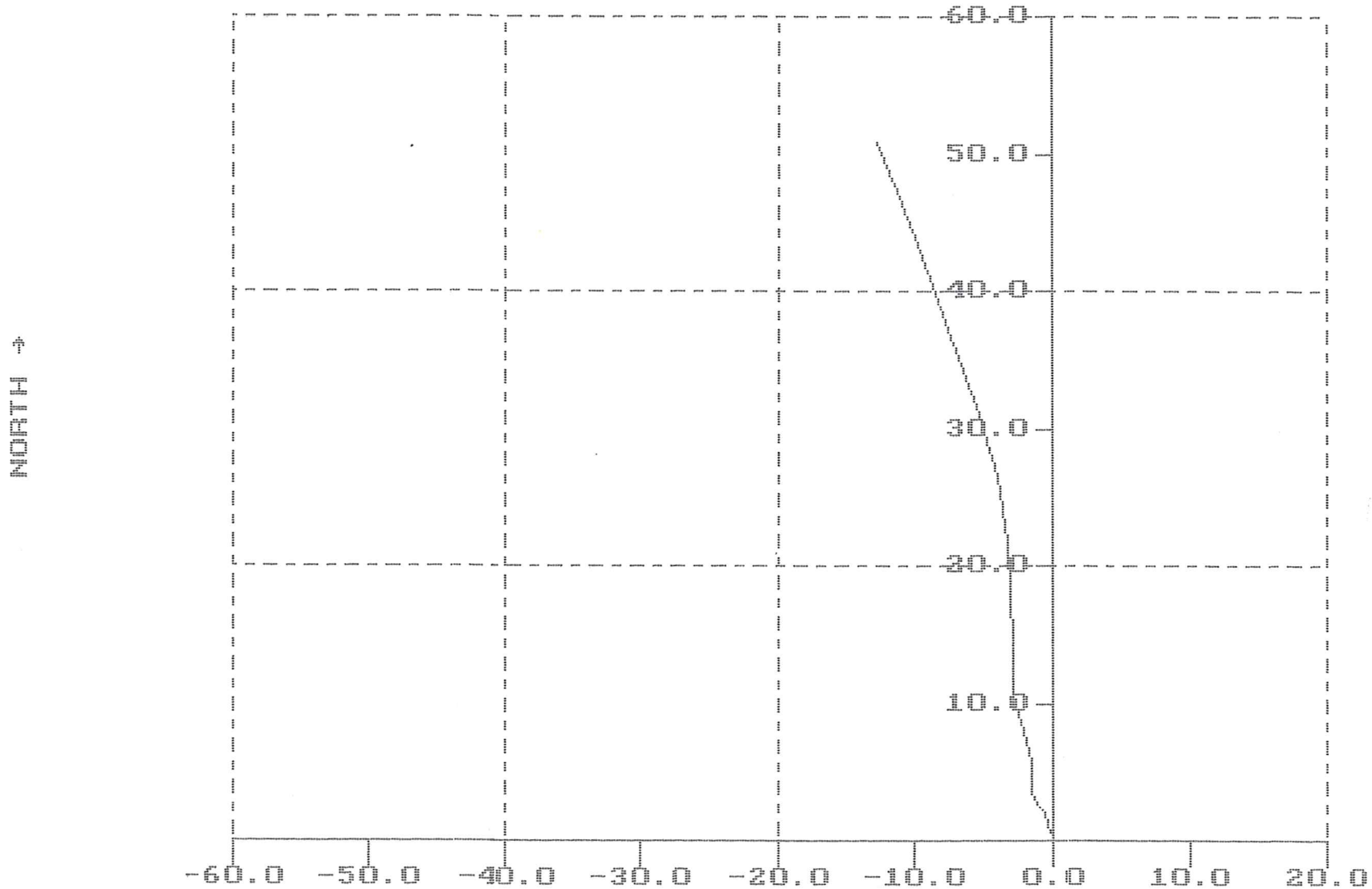

E/W Data Max: 0.1

E/W Data Min: -12.8

(scale in feet)

N/S Data Max: 50.9

N/S Data Min: 0.0

3D PROJECTION

Survey File: RS-452
Customer: NEWMONT GOLD
Date: 9-11-98
Time: 14:12:42

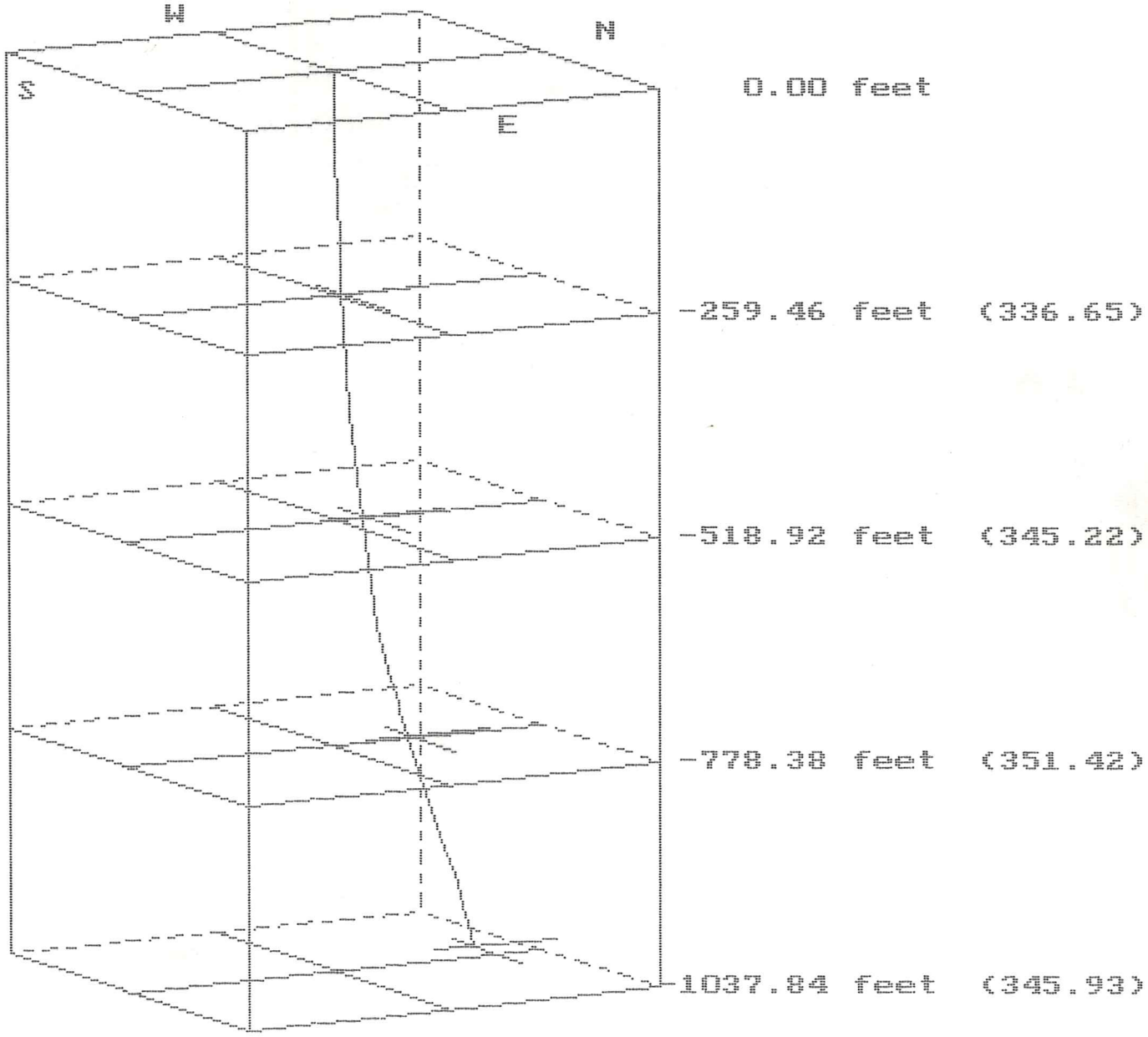

xAMERICAN ASSAY LABORATORIES
ANALYSIS REPORT SP050631

American Assay Laboratories

PO BOX 11530
RENO NV,USA
Ph.(702) 356-0606, Fax.(702) 356-1413

NEWMONT GOLD COMPANY

COPIES TO : C. BALLEW
: R. VANCE
:
:

CLIENT REFERENCE No: RS-452 RECEIVED : 16 SEP 1998

No. SAMPLES : 90 REPORTED : 16 SEP 1998

MAIN SAMPLE TYPE : DRILL CUTTINGS

NEVADA LEGISLATIVE DISCLAIMER :-
The results of this assay were based solely upon the content of the sample submitted. Any decision to invest should be made only after the potential investment value of the claim or deposit has been determined based on the results of assays of multiple samples of geological materials collected by the prospective investor or by a qualified person selected by him and based on an evaluation of all engineering data which is available concerning any proposed project.

ANALYSIS	ANALYTICAL METHOD	QUALITY PARAMETER	UNIT	DETECTION
Au	FA30	15%	ppb	5
Au(R)	FA30	15%	ppb	5
Au(OZ)	FA30	15%	OPT	0.001
Au(RZ)	FA30	15%	OPT	0.001
Ag	D210	10%	ppm	0.5
Ag(OZ)	D210	10%	OPT	0.02

SIGNATORY : Susan King M.S.

AMERICAN ASSAY LABORATORIES

ANALYSIS REPORT SP050631

American Assay Laboratories

CLIENT : NEWMONT GOLD COMPANY
PROJECT : ROSEBUD
REFERENCE : RS-452

REPORTED : 16 SEP 1998

SAMPLES	Au FA30 ppb	Au(R) FA30 ppb	Au(OZ) FA30 OPT	Au(RZ) FA30 OPT	Ag D210 ppm	Ag(OZ) D210 OPT
RS-452 000-005	7	<5	<0.001	<0.001	<0.5	<0.02
RS-452 005-010	7	<5	<0.001	<0.001	<0.5	<0.02
RS-452 010-015	27	18	<0.001	<0.001	1.1	0.03
RS-452 015-020	27	22	<0.001	<0.001	<0.5	<0.02
RS-452 020-025	25		<0.001		<0.5	<0.02
RS-452 025-030	9	<5	<0.001	<0.001	<0.5	<0.02
RS-452 030-035	7		<0.001		<0.5	<0.02
RS-452 035-040	<5		<0.001		1.2	0.04
RS-452 040-045	14	<5	<0.001	<0.001	2.3	0.07
RS-452 045-050	17	26	<0.001	<0.001	<0.5	<0.02
RS-452 050-055			ANALYSIS NOT REQUEST			
RS-452 055-060			ANALYSIS NOT REQUEST			
RS-452 060-065			ANALYSIS NOT REQUEST			
RS-452 065-070			ANALYSIS NOT REQUEST			
RS-452 070-075			ANALYSIS NOT REQUEST			
RS-452 075-080			ANALYSIS NOT REQUEST			
RS-452 080-085			ANALYSIS NOT REQUEST			
RS-452 085-090			ANALYSIS NOT REQUEST			
RS-452 090-095			ANALYSIS NOT REQUEST			
RS-452 095-100	<5		<0.001			
RS-452 100-105			ANALYSIS NOT REQUEST			
RS-452 105-110			ANALYSIS NOT REQUEST			
RS-452 110-115			ANALYSIS NOT REQUEST			
RS-452 115-120			ANALYSIS NOT REQUEST			
RS-452 120-125			ANALYSIS NOT REQUEST			

AMERICAN ASSAY LABORATORIES

ANALYSIS REPORT SP050631

American Assay Laboratories

CLIENT : NEWMONT GOLD COMPANY
PROJECT : ROSEBUD
REFERENCE : RS-452

REPORTED : 16 SEP 1998

SAMPLES	Au FA30 ppb	Au(R) FA30 ppb	Au(OZ) FA30 OPT	Au(RZ) FA30 OPT	Ag D210 ppm	Ag(OZ) D210 OPT
RS-452 125-130			ANALYSIS NOT REQUEST			
RS-452 130-135			ANALYSIS NOT REQUEST			
RS-452 135-140			ANALYSIS NOT REQUEST			
RS-452 140-145			ANALYSIS NOT REQUEST			
RS-452 145-150	<5		<0.001			
RS-452 150-155			ANALYSIS NOT REQUEST			
RS-452 155-160			ANALYSIS NOT REQUEST			
RS-452 160-165			ANALYSIS NOT REQUEST			
RS-452 165-170			ANALYSIS NOT REQUEST			
RS-452 170-175	<5		<0.001			
RS-452 175-180			ANALYSIS NOT REQUEST			
RS-452 180-185			ANALYSIS NOT REQUEST			
RS-452 185-190			ANALYSIS NOT REQUEST			
RS-452 190-195			ANALYSIS NOT REQUEST			
RS-452 195-200	<5		<0.001			
RS-452 200-205			ANALYSIS NOT REQUEST			
RS-452 205-210			ANALYSIS NOT REQUEST			
RS-452 210-215			ANALYSIS NOT REQUEST			
RS-452 215-220			ANALYSIS NOT REQUEST			
RS-452 220-225	<5		<0.001			
RS-452 225-230			ANALYSIS NOT REQUEST			
RS-452 230-235			ANALYSIS NOT REQUEST			
RS-452 235-240			ANALYSIS NOT REQUEST			
RS-452 240-245			ANALYSIS NOT REQUEST			
RS-452 245-250	<5		<0.001			

AMERICAN ASSAY LABORATORIES

ANALYSIS REPORT SP050631

American Assay Laboratories

CLIENT : NEWMONT GOLD COMPANY
PROJECT : ROSEBUD
REFERENCE : RS-452

REPORTED : 16 SEP 1998

SAMPLES	Au FA30 ppb	Au(R) FA30 ppb	Au(OZ) FA30 OPT	Au(RZ) FA30 OPT	Ag D210 ppm	Ag(OZ) D210 OPT
RS-452 250-255			ANALYSIS NOT REQUEST			
RS-452 255-260			ANALYSIS NOT REQUEST			
RS-452 260-265			ANALYSIS NOT REQUEST			
RS-452 265-270			ANALYSIS NOT REQUEST			
RS-452 270-275	<5		<0.001			
RS-452 275-280			ANALYSIS NOT REQUEST			
RS-452 280-285			ANALYSIS NOT REQUEST			
RS-452 285-290			ANALYSIS NOT REQUEST			
RS-452 290-295			ANALYSIS NOT REQUEST			
RS-452 295-300	<5		<0.001			
RS-452 300-305			ANALYSIS NOT REQUEST			
RS-452 305-310			ANALYSIS NOT REQUEST			
RS-452 310-315			ANALYSIS NOT REQUEST			
RS-452 315-320			ANALYSIS NOT REQUEST			
RS-452 320-325	<5		<0.001			
RS-452 325-330			ANALYSIS NOT REQUEST			
RS-452 330-335			ANALYSIS NOT REQUEST			
RS-452 335-340			ANALYSIS NOT REQUEST			
RS-452 340-345			ANALYSIS NOT REQUEST			
RS-452 345-350	<5		<0.001			
RS-452 350-355			ANALYSIS NOT REQUEST			
RS-452 355-360			ANALYSIS NOT REQUEST			
RS-452 360-365			ANALYSIS NOT REQUEST			
RS-452 365-370			ANALYSIS NOT REQUEST			
RS-452 370-375	<5		<0.001			

AMERICAN ASSAY LABORATORIES

ANALYSIS REPORT SP050631

American Assay Laboratories

CLIENT : NEWMONT GOLD COMPANY
PROJECT : ROSEBUD
REFERENCE : RS-452

REPORTED : 16 SEP 1998

SAMPLES	Au FA30 ppb	Au(R) FA30 ppb	Au(OZ) FA30 OPT	Au(RZ) FA30 OPT	Ag D210 ppm	Ag(OZ) D210 OPT
RS-452 375-380			ANALYSIS NOT REQUEST			
RS-452 380-385			ANALYSIS NOT REQUEST			
RS-452 385-390			ANALYSIS NOT REQUEST			
RS-452 390-395	<5		<0.001		<0.5	<0.02
RS-452 395-400	<5		<0.001		<0.5	<0.02
RS-452 400-405	<5		<0.001		<0.5	<0.02
RS-452 405-410	<5		<0.001		<0.5	<0.02
RS-452 405-410B	1070		0.031			
RS-452 410-415	<5		<0.001		<0.5	<0.02
RS-452 415-420	<5		<0.001		<0.5	<0.02
RS-452 420-425	<5		<0.001		<0.5	<0.02
RS-452 425-430	<5		<0.001		<0.5	<0.02
RS-452 430-435			ANALYSIS NOT REQUEST			
RS-452 435-440			ANALYSIS NOT REQUEST			
RS-452 440-445			ANALYSIS NOT REQUEST			
RS-452 445-450	<5		<0.001			
RS-452 450-455			ANALYSIS NOT REQUEST			
RS-452 455-460			ANALYSIS NOT REQUEST			
RS-452 460-465			ANALYSIS NOT REQUEST			
RS-452 465-470			ANALYSIS NOT REQUEST			
RS-452 470-475	<5		<0.001			
RS-452 475-480			ANALYSIS NOT REQUEST			
RS-452 480-485			ANALYSIS NOT REQUEST			
RS-452 485-490			ANALYSIS NOT REQUEST			
RS-452 490-495			ANALYSIS NOT REQUEST			

AMERICAN ASSAY LABORATORIES

ANALYSIS REPORT SP050631

American Assay Laboratories

CLIENT : NEWMONT GOLD COMPANY
PROJECT : ROSEBUD
REFERENCE : RS-452

REPORTED : 16 SEP 1998

SAMPLES	Au FA30 ppb	Au(R) FA30 ppb	Au(OZ) FA30 OPT	Au(RZ) FA30 OPT	Ag D210 ppm	Ag(OZ) D210 OPT
RS-452 495-500	<5		<0.001			
RS-452 500-505			ANALYSIS NOT REQUEST			
RS-452 505-510			ANALYSIS NOT REQUEST			
RS-452 510-515			ANALYSIS NOT REQUEST			
RS-452 515-520			ANALYSIS NOT REQUEST			
RS-452 520-525	<5		<0.001			
RS-452 525-530			ANALYSIS NOT REQUEST			
RS-452 530-535			ANALYSIS NOT REQUEST			
RS-452 535-540			ANALYSIS NOT REQUEST			
RS-452 540-545			ANALYSIS NOT REQUEST			
RS-452 545-550	<5		<0.001			
RS-452 550-555			ANALYSIS NOT REQUEST			
RS-452 555-560			ANALYSIS NOT REQUEST			
RS-452 560-565			ANALYSIS NOT REQUEST			
RS-452 565-570			ANALYSIS NOT REQUEST			
RS-452 570-575			ANALYSIS NOT REQUEST			
RS-452 575-580			ANALYSIS NOT REQUEST			
RS-452 580-585			ANALYSIS NOT REQUEST			
RS-452 585-590			ANALYSIS NOT REQUEST			
RS-452 590-595			ANALYSIS NOT REQUEST			
RS-452 595-600	<5		<0.001			
RS-452 600-605			ANALYSIS NOT REQUEST			
RS-452 605-610			ANALYSIS NOT REQUEST			
RS-452 610-615			ANALYSIS NOT REQUEST			
RS-452 615-620			ANALYSIS NOT REQUEST			

AMERICAN ASSAY LABORATORIES

ANALYSIS REPORT SP050631

American Assay Laboratories

CLIENT : NEWMONT GOLD COMPANY
PROJECT : ROSEBUD
REFERENCE : RS-452

REPORTED : 16 SEP 1998

SAMPLES	Au FA30 ppb	Au(R) FA30 ppb	Au(OZ) FA30 OPT	Au(RZ) FA30 OPT	Ag D210 ppm	Ag(OZ) D210 OPT
RS-452 620-625			ANALYSIS NOT REQUEST			
RS-452 625-630			ANALYSIS NOT REQUEST			
RS-452 630-635			ANALYSIS NOT REQUEST			
RS-452 635-640			ANALYSIS NOT REQUEST			
RS-452 640-645			ANALYSIS NOT REQUEST			
RS-452 645-650	<5		<0.001			
RS-452 650-655			ANALYSIS NOT REQUEST			
RS-452 655-660			ANALYSIS NOT REQUEST			
RS-452 660-665			ANALYSIS NOT REQUEST			
RS-452 665-670			ANALYSIS NOT REQUEST			
RS-452 670-675			ANALYSIS NOT REQUEST			
RS-452 675-680			ANALYSIS NOT REQUEST			
RS-452 680-685			ANALYSIS NOT REQUEST			
RS-452 685-690			ANALYSIS NOT REQUEST			
RS-452 690-695			ANALYSIS NOT REQUEST			
RS-452 695-700	<5		<0.001			
RS-452 700-705			ANALYSIS NOT REQUEST			
RS-452 705-710			ANALYSIS NOT REQUEST			
RS-452 710-715			ANALYSIS NOT REQUEST			
RS-452 715-720			ANALYSIS NOT REQUEST			
RS-452 720-725			ANALYSIS NOT REQUEST			
RS-452 725-730			ANALYSIS NOT REQUEST			
RS-452 730-735			ANALYSIS NOT REQUEST			
RS-452 735-740			ANALYSIS NOT REQUEST			
RS-452 740-745			ANALYSIS NOT REQUEST			

AMERICAN ASSAY LABORATORIES

ANALYSIS REPORT SP050631

American Assay Laboratories

CLIENT : NEWMONT GOLD COMPANY
PROJECT : ROSEBUD
REFERENCE : RS-452

REPORTED : 16 SEP 1998

SAMPLES	Au FA30 ppb	Au(R) FA30 ppb	Au(OZ) FA30 OPT	Au(RZ) FA30 OPT	Ag D210 ppm	Ag(OZ) D210 OPT
RS-452 745-750	<5		<0.001			
RS-452 750-755			ANALYSIS NOT REQUEST			
RS-452 755-760			ANALYSIS NOT REQUEST			
RS-452 760-765			ANALYSIS NOT REQUEST			
RS-452 765-770			ANALYSIS NOT REQUEST			
RS-452 770-775			ANALYSIS NOT REQUEST			
RS-452 775-780			ANALYSIS NOT REQUEST			
RS-452 780-785			ANALYSIS NOT REQUEST			
RS-452 785-790			ANALYSIS NOT REQUEST			
RS-452 790-795			ANALYSIS NOT REQUEST			
RS-452 795-800			ANALYSIS NOT REQUEST			
RS-452 800-805	<5		<0.001		<0.5	<0.02
RS-452 805-810	<5		<0.001		<0.5	<0.02
RS-452 810-815	<5		<0.001		<0.5	<0.02
RS-452 815-820	<5		<0.001		<0.5	<0.02
RS-452 820-825	<5		<0.001		<0.5	<0.02
RS-452 825-830	<5		<0.001		<0.5	<0.02
RS-452 830-835	<5		<0.001		<0.5	<0.02
RS-452 835-840	<5		<0.001		<0.5	<0.02
RS-452 840-845	<5		<0.001		<0.5	<0.02
RS-452 845-850	<5		<0.001		<0.5	<0.02
RS-452 850-855	<5		<0.001		<0.5	<0.02
RS-452 855-860	<5		<0.001		<0.5	<0.02
RS-452 860-865	<5		<0.001		<0.5	<0.02
RS-452 865-870	<5		<0.001		<0.5	<0.02

AMERICAN ASSAY LABORATORIES

ANALYSIS REPORT SP050631

American Assay Laboratories

CLIENT : NEWMONT GOLD COMPANY
PROJECT : ROSEBUD
REFERENCE : RS-452

REPORTED : 16 SEP 1998

SAMPLES	Au FA30 ppb	Au(R) FA30 ppb	Au(OZ) FA30 OPT	Au(RZ) FA30 OPT	Ag D210 ppm	Ag(OZ) D210 OPT
RS-452 870-875	<5		<0.001		<0.5	<0.02
RS-452 875-880	<5		<0.001		<0.5	<0.02
RS-452 880-885	<5		<0.001		<0.5	<0.02
RS-452 885-890	<5		<0.001		<0.5	<0.02
RS-452 890-895	<5		<0.001		<0.5	<0.02
RS-452 895-900	<5		<0.001		<0.5	<0.02
RS-452 900-905	<5		<0.001		<0.5	<0.02
RS-452 905-910	<5		<0.001		<0.5	<0.02
RS-452 910-915	<5		<0.001		<0.5	<0.02
RS-452 915-920	<5		<0.001		<0.5	<0.02
RS-452 915-920B	960		0.028		<0.5	<0.02
RS-452 920-925	<5		<0.001		<0.5	<0.02
RS-452 925-930	<5		<0.001		<0.5	<0.02
RS-452 930-935	<5		<0.001		<0.5	<0.02
RS-452 935-940	<5		<0.001		<0.5	<0.02
RS-452 940-945	<5		<0.001		<0.5	<0.02
RS-452 945-950	<5		<0.001		<0.5	<0.02
RS-452 950-955	<5		<0.001		<0.5	<0.02
RS-452 955-960	<5		<0.001		<0.5	<0.02
RS-452 960-965	<5		<0.001		<0.5	<0.02
RS-452 965-970	<5		<0.001		<0.5	<0.02
RS-452 970-975	<5		<0.001		0.9	0.03
RS-452 975-980	<5		<0.001		<0.5	<0.02
RS-452 980-985	<5		<0.001		<0.5	<0.02
RS-452 985-990	<5		<0.001		0.7	0.02

AMERICAN ASSAY LABORATORIES

ANALYSIS REPORT SP050631

American Assay Laboratories

CLIENT : NEWMONT GOLD COMPANY
PROJECT : ROSEBUD
REFERENCE : RS-452

REPORTED : 16 SEP 1998

SAMPLES	Au FA30 ppb	Au(R) FA30 ppb	Au(OZ) FA30 OPT	Au(RZ) FA30 OPT	Ag D210 ppm	Ag(OZ) D210 OPT
RS-452 990-995	<5		<0.001		1.5	0.04
RS-452 995-1000	<5		<0.001		1.2	0.04
RS-452 1000-1005	<5		<0.001		1.0	0.03
RS-452 1005-1010	<5		<0.001		1.3	0.04
RS-452 1010-1015	<5		<0.001		0.9	0.03
RS-452 1015-1020	<5		<0.001		0.5	<0.02
RS-452 1020-1025	<5		<0.001		<0.5	<0.02
RS-452 1025-1030	<5		<0.001		0.7	0.02
RS-452 1030-1035	<5		<0.001		<0.5	<0.02
RS-452 1035-1040	<5		<0.001		0.7	0.02
RS-452 1040-1045	<5		<0.001		0.7	0.02
RS-452 1045-1050	<5		<0.001		0.6	<0.02

AMERICAN ASSAY LABORATORIES

AAL 01-2 ICP PACKAGE DETECTION LIMITS

ELEMENT	Ag	Al	As	B	Ba	Bi	Ca	Cd	Co	Cr	Cu	Fe	Hg	K	La	Mg	Mn	Mo	Na	Ni	P	Pb	Sb	Se	Sr	Th	Ti	U	V	W	Zn
SAMPLES	ppm	%	ppm	ppm	ppm	ppm	%	ppm	ppm	ppm	ppm	%	ppb	%	ppm	%	ppm	ppm	%	ppm	%	ppm	ppm	ppm	ppm	ppm	%	ppm	ppm	ppm	ppm
	0.3	0.01	2	3	1	3	0.01	0.2	1	1	1	0.01	10	0.01	1	0.01	2	1	0.01	1	0.001	3	2	0.2	1	2	0.01	8	1	2	1

0.500 GRAMS OF PULP IS DIGESTED WITH HYDROCHLORIC AND NITRIC ACID AT 95 DEGREE CENTIGRADE FOR ONE HOUR.
DIGEST IS PARTIAL FOR B, Ba, Ca, Cr, Fe, La, Mg, Mn, Sr, Ti AND W.
DIGEST IS LIMITED FOR Al, K AND Na.

CLIENT:	*NEWMONT GOLD COMPANY*
CLIENT REF:	ROSEBUD EXPLORATION
AAL REF:	SP050631
METHOD:	AAL 01-2 + Se

AMERICAN ASSAY LABORATORIES
1500 GLENDALE AVE.
SPARKS, NV 89431
PHONE: (702) 356-0606
FAX: (702) 356-1413

ELEMENT SAMPLES	Ag ppm	Al %	As ppm	B ppm	Ba ppm	Bi ppm	Ca %	Cd ppm	Co ppm	Cr ppm	Cu ppm	Fe %	Hg ppb	K %	La ppm	Mg %	Mn ppm	Mo ppm	Na %	Ni ppm	P %	Pb ppm	Sb ppm	Se ppm	Sr ppm	Th ppm	Ti %	U ppm	V ppm	W ppm	Zn ppm
RS-452 00-25	< .3	1.48	24	26	518	< 3	2.15	0.3	5	6	14	2.03	50	0.37	18	0.39	337	2	0.16	8	0.054	29	5	0.7	157	7	0.02	< 8	35	< 2	56
RS-452 25-50	0.8	0.82	11	4	46	< 3	0.22	0.5	3	< 1	7	2.34	15	0.26	33	0.05	636	1	0.06	1	0.055	39	< 3	0.3	42	10	0.01	< 8	5	< 2	104
RS-452 390-410	< .3	0.44	5	< 3	102	< 3	0.88	0.2	1	< 1	4	1.95	65	0.2	17	0.04	400	4	0.05	< 1	0.04	23	< 3	< .1	100	10	0.02	< 8	10	< 2	20
RS-452 410-430	< .3	0.53	< 2	< 3	84	< 3	0.77	< .2	1	< 1	4	1	10	0.23	4	0.04	324	3	0.05	1	0.022	16	< 3	< .1	133	4	0.01	< 8	4	< 2	11
RS-452 800-820	0.3	0.65	2	4	150	< 3	1.03	0.2	1	2	2	1.87	55	0.3	30	0.05	550	4	0.04	1	0.031	18	< 3	< .1	285	13	0.01	< 8	7	< 2	23
RS-452 820-840	< .3	0.46	2	< 3	40	< 3	1.7	< .2	< 1	5	1	1.31	25	0.22	69	0.02	531	2	0.05	< 1	0.009	22	< 3	< .1	351	18	< .01	< 8	< 1	< 2	13
RS-452 840-860	< .3	0.37	4	< 3	42	< 3	1.05	< .2	< 1	5	3	1.33	15	0.23	87	0.02	526	2	0.05	< 1	0.013	23	< 3	< .1	266	21	0.01	< 8	< 1	< 2	17
RS-452 860-880	0.4	0.4	3	< 3	49	< 3	1.01	0.2	< 1	6	3	1.29	35	0.23	92	0.02	566	2	0.05	< 1	0.014	22	< 3	< .1	335	23	0.01	< 8	1	< 2	15
RS-452 880-900	0.3	0.55	2	< 3	92	< 3	1.59	0.2	2	10	5	2.11	20	0.24	68	0.04	964	1	0.05	1	0.031	19	< 3	< .1	397	17	0.01	< 8	1	< 2	16
RS-452 900-920	0.3	0.42	2	< 3	67	3	1.51	0.3	1	12	5	2	15	0.19	82	0.04	881	2	0.06	1	0.028	18	< 3	< .1	365	21	0.01	12	1	< 2	19
RS-452 920-940	< .3	0.38	< 2	< 3	57	< 3	1.07	0.2	1	7	3	1.74	< 10	0.17	77	0.04	596	2	0.07	1	0.021	17	< 3	< .1	315	19	0.01	< 8	2	< 2	30
RS-452 940-960	< .3	0.47	< 2	< 3	90	< 3	0.68	0.2	1	3	3	1.44	20	0.23	67	0.04	255	3	0.06	1	0.019	23	< 3	< .1	305	16	0.01	< 8	2	< 2	23
RS-452 960-980	0.3	0.56	13	< 3	41	< 3	0.61	< .2	< 1	5	3	1.33	35	0.23	66	0.07	251	4	0.05	2	0.011	17	< 3	0.9	276	17	< .01	< 8	2	< 2	37
RS-452 980-1000	0.9	1.08	44	< 3	71	3	2.65	9.8	10	19	70	3.29	80	0.18	9	0.54	623	29	0.03	60	0.059	13	9	17.2	254	4	< .01	< 8	26	< 2	677
RS-452 1000-1020	1.1	0.73	47	5	184	< 3	4.25	15.9	9	14	76	3.33	85	0.18	4	0.6	633	48	0.02	70	0.071	12	16	19.1	304	3	< .01	< 8	41	< 2	1060
RS-452 1020-1035	0.7	0.68	43	< 3	129	< 3	4.01	14.6	10	11	72	3.31	105	0.15	3	0.26	666	41	0.02	64	0.088	12	14	12.2	296	2	< .01	< 8	29	< 2	979
RS-452 1035-1050	0.7	0.58	41	4	176	< 3	3.98	17.6	11	10	77	3.24	60	0.17	3	0.27	683	37	0.02	51	0.093	14	11	16.1	323	< 2	< .01	< 8	22	< 2	1180
STANDARD C3	5.7	1.84	57	19	146	23	0.54	23.7	11	159	61	3.3	905	0.16	16	0.58	781	25	0.04	35	0.091	35	12	1.2	29	22	0.08	29	77	18	158
STANDARD G-2	< .3	0.94	< 2	8	218	< 3	0.59	< .2	4	71	2	1.9	15	0.48	6	0.55	519	2	0.08	7	0.095	4	< 3	< .1	71	4	0.12	< 8	37	3	37

American Assay Laboratories

INVOICE

Remit To: P.O. Box11530
Reno, Nevada 89510
Phone NO.: 702-356-0606
Fax No.: 702-356-1413

AMERICAN ASSAY LABORATORIES
1500 GLENDALE AVE.
SPARKS, NV 89431-5902

(702) 356-0606

INVOICE NO: SP 0050631-IN
INVOICE DATE: 10/08/98

INVOICE TO:
NEWMONT EXPLORATION LTD.
861 W. 6TH STREET
WINNEMUCCA NV 89445

NEWMONT EXPLORATION LTD.
861 W. 6TH STREET
WINNEMUCCA NV 89445

CUSTOMER P.O.	PROJECT	TERMS
RS-452	ROSEBUD EXPLOR.	NET 30 - DUE IN U.S. DOLLARS

QUANTITY	DESCRIPTION	PRICE	AMOUNT
212	SAMPLES RECEIVED	.00	.00
2	NO PREPARATION REQUIRED	.00	.00
210	DRYING	1.00	210.00
210	JAW CRUSHING CHARGE	1.30	273.00
210	SPLITTING CHARGE	1.20	252.00
210	FINE MILLING CHARGE	2.00	420.00
90	Au (1 A.T. FIRE ASSAY)	8.00	720.00
69	HYDROCHLORIC/NITRIC DIGESTION	2.00	138.00
69	Ag ANALYSES	1.00	69.00
70	COMPOSITE CHARGE	1.00	70.00
17	MULTI-ELEMENT ICP PACKAGE	9.80	166.60
17	Se ANALYSES	7.15	121.55

COPY

NET INVOICE:	2,440.15
LESS DISCOUNT:	854.05
FREIGHT:	.00
INVOICE TOTAL:	1,586.10

RS-452

Au/Ag/ICP	0-45'	Altered (some altered colluvium perhaps)
Au/50'	50-160	unaltered
Au/25'	160-390	Weak clay, weak cal. Mostly hm, red, Not argill.
Au/5' Ag ICP	390-430	WK → Mod. alteration
Au/25'	430-540	Weak argill, Mostly hm
Au/50'	540-815	V. WK to fresh Tc, minor white clay or cal. dk Gray.
Au/Ag/ICP 20'	815-1050	WK clay

SP

SUBMITTAL FORM

American Assay Laboratories

Geochemical • Environmental • Metallurgical

Sparks Office
1500 Glendale Ave.
Nevada 89431
Box 11530
Reno, NV 89510
Telephone
(702) 356-0606
Fax
(702) 356-1413

Tucson Office
2775 E. Ganley
Tucson, AZ 85706
Telephone
(520) 294-8078
Fax
(520) 294-6352

Elko Office
2320 Last Chance Rd.
Nevada 89801
Box 2908
Elko, NV 89801
Telephone
(702) 738-9100
Fax
(702) 738-2594

Mazatlan Office
Telephone/Fax
011-52-69-170035

Other Offices
Lima, Peru
Santiago, Chile
Mendoza, Argentina

Company: Newmont Gold Co

Address:

City Winnemucca State NV Zip 89445

Telephone Number: ( ) Fax Number: ( )

Project Name: Rosebud Exploration Purchase Order Number:

Date Submitted: 9/15/98 Number of Samples: 210 + 2 Standards

RESULTS REPORTED IN: ppm [ ] ppb [ ] opt [ ]

SAMPLE IDENTIFICATION	TYPE	ELEMENTS REQUIRED
RS-452: 0-1050'	RC	1. Prep all samples to pulps
		2. Analyze as shown on attached
		List
Standards: 405-410 B	Pulps	Au Only (No Ag, No ICP)
915-920 B	"	" "
spiked w/ G01 high grade		
MS-2		
MS-2		
405-410 B		
MS-3 (RMG1)		
915-920 B		

COARSE REJECTS (Normally Discarded After 60 Days)

[ ] Return COD after analysis complete

PULPS (Normally Stored Free For One Month)

[ ] Discard after one month

[X] Return COD after one month

RESULTS AND INVOICES TO BE SENT TO:

Invoice to:

Charlotte

Results to:

Randy Vance
Winnemucca

Comments:

Newmont Gold Standard Prep

CLIENT FILE COPY

Hole No	from depth	to depth	Au, ppb	Ag, ppm	ICP+Se
RS-452	0	5	x	x	
	5	10	x	x	
	10	15	x	x	X
	15	20	x	x	
	20	25	x	x	
	25	30	x	x	
	30	35	x	x	
	35	40	x	x	X
	40	45	x	x	
	45	50	x	x	
	50	95	no analyses		
	95	100	x	gold only (no silver)	
	100	145	no analyses		
	145	150	x		
	150	170	no analyses		
	170	175	x		
	175	195	no analyses		
	195	200	x		
	200	220	no analyses		
	220	225	x		
	225	245	no analyses		
	245	250	x		
	250	270	no analyses		
	270	275	x		
	275	295	no analyses		
	295	300	x		
	300	320	no analyses		
	320	325	x		
	325	345	no analyses		
	345	350	x		
	350	370	no analyses		
	370	375	x		
	375	390	no analyses		
	390	395	x	x	
	395	400	x	x	X
	400	405	x	x	
	405	410	x	x	
	410	415	x	x	
	415	420	x	x	X
	420	425	x	x	
	425	430	x	x	
	430	445	no analyses		
	445	450	x	gold only (no silver)	
	450	470	no analyses		
	470	475	x		
	475	495	no analyses		
	495	500	x		
	500	520	no analyses		
	520	525	x		
	525	545	no analyses		
	545	550	x		

RS-452

From	To	Au ppb	Ag ppm	ICP + Se
550	595	no analyses		
595	600	x		
600	645	no analyses		
645	650	x		
650	695	no analyses		
695	700	x		
700	745	no analyses		
745	750	x		
750	800	no analyses		
800	805	x	x	
805	810	x	x	X
810	815	x	x	
815	820	x	x	
820	825	x	x	
825	830	x	x	X
830	835	x	x	
835	840	x	x	
840	845	x	x	
845	850	x	x	X
850	855	x	x	
855	860	x	x	
860	865	x	x	
865	870	x	x	X
870	875	x	x	
875	880	x	x	
880	885	x	x	
885	890	x	x	X
890	895	x	x	
895	900	x	x	
900	905	x	x	
905	910	x	x	X
910	915	x	x	
915	920	x	x	
920	925	x	x	
925	930	x	x	X
930	935	x	x	
935	940	x	x	
940	945	x	x	
945	950	x	x	X
950	955	x	x	
955	960	x	x	
960	965	x	x	
965	970	x	x	X
970	975	x	x	
975	980	x	x	
980	985	x	x	
985	990	x	x	X
990	995	x	x	
995	1000	x	x	

RS-452

From	To	Au ppb	Ag ppm	ICP + Se
1000	1005	x	x	
1005	1010	x	x	X
1010	1015	x	x	
1015	1020	x	x	
1020	1025	x	x	
1025	1030	x	x	X
1030	1035	x	x	
1035	1040	x	x	
1040	1045	x	x	X
1045	1050	x	x	