6000 0558

Mining District File Summary Sheet

DISTRICT	Rosebud
DIST_NO	4010
COUNTY If different from written on document	Pershing
TITLE If not obvious	Rosebud Drill Hole File - Hole No. RS-448
AUTHOR	Rogowski; C. Ballew; R. Vance; S King S.P. Ravenel
DATE OF DOC(S)	1998
MULTI_DIST Y / N? Additional Dist_Nos:	
QUAD_NAME	Sulphur 7.5'
P_M_C_NAME (mine, claim & company names)	Rosebud Mine; Newmont Gold Co. Newmont Exploration, Ltd
COMMODITY If not obvious	gold; silver
NOTES	drill logs; geology; assay; total depth 1200'; invoices; handwritten note 37p.

Keep docs at about 250 pages if no oversized maps attached (for every 1 oversized page (>11x17) with text reduce the amount of pages by ~25)

SS: DD 3/19/08
Initials Date

DB:
Initials Date

SCANNED:
Initials Date

Revised: 1/22/08

RS-448

RS448

6000 0558
4010

Sun Frost

6006 0558

Newmont Gold Rotary Form

Hole# RS-448
Logged by Rogowski
Date 6 Aug to 10 Aug 98
Area NE of Rosebud Mine
Coords N- 2,205,083.5 E- 482,906.4 El-5321.8
Az/Incl -90° (surveyed)
Total Depth 1200 to
Contractor Eklund
Page 1 of 5

Footage	Formation	Rock type	Color	Au oz/st	Ag oz/st	Graphic	fault	breccia	vein	gouge	Comments	Silic	argillic	clay	prop	Sericite	Chlorite	FEOX	CO3	Sulfide	Pyrite %	Marcasite	Calc/Dolo	Clay
10		OB	Ox Bn Ox Bn								5-10 - Overburden, mix of Tc, ALS, mud & poss Tbg													
	Tbg?	cong?	WT Feq & Grn								10-30 Frag unit some Tbg & Tc, strong alt. some frags are Tbg (badger)	1		3				Tr	1		1	0		
												1		3				1	0					
												2		2										
											30	1		2										
	?	?	Wt + Feox								30 - 60 F. xln vol, very strong alt. Not sure but could be Tc - appears monolith. to abt 50', after 50'	1		2				2			2			
												2		2				2			2			
												3		1				1			1			
50			Pale grn								50	3		1				1			Tr			
											is a fragmental unit but still strong alt.	3		1										
60												3		1										
	Tc porp		Wt + Pinkish gray								60-190 Poss porphyry, has Feld phenos & appears monolith.	2		1										
												2		1										
0x											Py starts @ 85 - diss cubic & fract filling also cubic clots.	3		1										
												3		1										
											Very fine mar starts @ 125'	3		1				2						
85											occ see Femag microlites,	3		1				0			5			
Un Ox											but Feld & occ bio predom	2		1							2			
100											I guess some of the 100	2		1							2			
	Tc porp	Poss Tc porphyry									feld could be soni but	2		1							3			
											all is very alt, bio is wt.	2		1							3			
											Very Fine xln.	2		1							3			
												2		1							5	0		
												2		2							1	2		
												2		2							4	3		
												1		2							4	4		
												1		2							3	5		
												1		2							4	4		
150											150	1		2							3	4		
												Tr		2							2	4		
														2							2	3		
														2								3		
														1								3		
														1								Tr		
														1										
												1		2										
190												1		2							4			
	Tc Flow	Femag Flow	Pinkish gray								190-265 Tc Flow, Femag	3		1							5			
200											microlites, very rare bio 200	2		1							7			
											do not see Feld phenos. Has	2		1							7	1		
											granular text & is bleached as	1		1							7	1		
											above	Tr									10			
																					10			
																					7			
																					7			
																					7			
											strong, wt clay from 240 to 265			1							5			
												2		2							4	Tr		
250											250	Tr		1							2	0		

Alteration: Silic, argillic, clay, prop, Sericite, Chlorite. Met.: FEOX, CO3, Sulfide. Mineralogy: Pyrite %, Marcasite, Calc/Dolo, Clay.

Newmont Gold Rotary Form

Hole# RS 448 **Logged by** _____ **Date** _____

Area _____ **Coords** N- E- El-

Az/Incl _____ **Total Depth** _____ **Contractor** _____

Footage	Formation	Rock type	Color	Au oz/st	Ag oz/st	Graphic	Structure: fault	breccia	vein	gouge	Comments	Silic	argillic	clay	prop	Sericite	Chlorite	FeOX	CO3	Sulfide	Pyrite %	Marcasite	Calc/Dolo	Clay
250											190-265	Tr		2				0	0		1	6%		
														2							1	1		
265											@ 265 is end of granular text			2							3	1		
	Tc	Tc Flow	Pink								265 to 510 Fx/n Feman Tc Porp			2				1			3	0		
											bleach & clay alt to 275 then			1				1			3			
											dk Brn glassy to 280. 275 to	0		0				1			2	Tr		
											280 could be silicified but don't							1			0	0		
											think so. First Hem @ 275													
											on fract, brick Red.							Hem						
300											270-275 could be chilled 300							1						
	Tc	Tc Flow	Blue gray w Hem on Frac								after 280 is Tc like Flow?							2	0					
310											F.xln, blu-gray, concoidal fract,							2						
											w/ micro lites of Femags - see			2				0			2	Tr		
											also bio (unalt.) & rare Feld.			2							2			
											** @ 310 is a contact going from			2							3			
											gray to bleached but appear			2							3	0		1
											to be an alt. contact only			2							4			1
											past 310 the alt. increases			2							3			2
											rapidly and Py is mostly in			2							5			2
350											clots w/ silica on occ 350			2					0		5			2
											but vemwinou, has a pink			2					0		1			2
											& wt mott color.			2							2			2
																					2			0
																					3			0
																					4			0
																					2			0
																					2			1
																					10			1
																					5			1
400	Tc	Tc Flow (Femag Choc)	Pink & wt mottled								400			2					0		5			1
												0		2				1			3			1
																		1			4			2
																		1			3			1
																					1			Tr
																					4			
																					2			
																					3			
											470 to 505 could be Tc-LLT										3			
																					5			0
450											450								0		5			0
														2				1			2			1
											@ 460 starts to decrease in			2				1			1			2
											alt.			1				0			Tr			0
											475-480 Less bands or flow			1				0						0
											Lam. Femag Choc (Tc Fm)	0		0				2			0			
											Hem stain throughout &	0		0				2						
											on fract. also from 495 to 505	0		0				2						
	Tc LLT	Flow Brk	Black wt								This is prob. Tc LLT	0		1				0						
												0		1				0						
500											500	0		0				1						

Hole# RS 448 **Newmont Gold Rotary Form** **Az/Incl** _____ **Page** 3 of 5

Logged by _____ **Area** _____ **Total Depth** _____

Date _____ **Coords** N- E- El- **Contractor** _____

Footage	Formation	Rock type	Color	Au oz/st	Ag oz/st	Graphic	fault	breccia	vein	gouge	Comments	Silic	argillic	clay	prop	Sericite	Chlorite	FEOX	CO3	Sulfide	Pyrite %	Marcasite	Calc/Dolo	Clay
500	Tc										265 to 510	0		0				2	0		0.08			
510																		2						
	BUD	?Flow Bx?	Blue gray w/ Hem								510 - 550 - Looks like Flow Bx - strong Blue-gray color w/ earthy Hem matrix most frags look like Tc FM In this interval the clasts are ± 90%							2						
550	Bud	Breccia	Blue stain / Pale green clay alt.								550 - 565 is bud w/ very Little alt & strongly Hem stained. Clasts are dom Tc Fmag 565 on to 620 rapidly becomes strongly clay alt. & has a mont clay pale green color	0		0				3						
												0												
												0												
												0		1				2						
														1				2						
														2				0						
											550 - 620 - all Bud (upper bud)			2										
														2										
600														3										
														1				2						
														0										
														0										
														0					0					
	Porphyry in BUD (Tc like Flow in the Bud)	Flow w/ minor Fe mags	Blue gray / Blue gray with Hem stain								620 - 710 Tc Flow, Med Blue gray to 635 then Hem stained to 670 then gray again w/ minor Hem stain to 710. weakly phyric with Fe mag phenos that appear to be replaced by Spec Hem.			0				2	1					
650																								
																			1					
																			1					
700																		2	1					
																			1					
											710 to 780 Bud - (Lower.)	0		0					1					
																			1					
																			1					
											From 735 to 780 is green clay alt			1				1						
														3				0						
														3										
750														3										

Hole# RS-448 **Newmont Gold Rotary Form** **Az/Incl** _____ **Page** 4 of 5

Logged by _____ **Area** _____ **Total Depth** _____

Date _____ **Coords** N- E- El- **Contractor** _____

Footage	Litho: Formation	Litho: Rock type	Litho: Color	Au oz/st	Ag oz/st	Graphic	Structure: fault	Structure: breccia	Structure: vein	Structure: gouge	Comments	Alteration: Silic	Alteration: argillic	Alteration: clay	Alteration: prop	Alteration: Sericite	Alteration: Chlorite	Alteration: FEOX Hem	Met.: CO3	Met.: Sulfide	Mineralogy: Pyrite %	Mineralogy: Marcasite	Mineralogy: Calc/Dolo	Mineralogy: Clay
750	Bud	Flow Bx or Epiclastic	Green & Brown								710-780 Lower Bud	0		3				1	1		0	0		
														2				1						
														2										
														1										
780											780 – 860 Phyric, F-xln								2					
	Lower Bud Interval										Flow, very close to Tc Fm													
											Has plag, Femags, Kspar &													
											I can't see sani but													
800											800													
	Could be a Bud or LBT	Phyric Flow	M. gray w/ tr green								Alt may mask it			0				1						
																		1						
											@835 a few calc xls													
											Becomes granular &													
											more Hem stained toward													
											860													
850											850													
																		2						
																			2					
	Bud	Bx	Brown Red								860 – 875 Bx ed. same								1					
											as above but w/ micro Bx													
											is monolithic													
	? LBT ?	Aphyric F-xln Flow	Grey & Hem Brn								875 – 1070 Aphyric, fine	0		0				2	1		0	0		
											xln Flow? poss some Feld								1					
											but rare, Trace of flow													
											banding @ 1005													
900											900													
950											950													
																		1						
																		1						
																		1						
											990-995 – Monolithic Bx							1						
1000																								

RSCROTFEN.DWG Revised 3/17/98

Hole# R5-448 **Newmont Gold Rotary Form** **Az/Incl** _____ **Page** 5 of 5

Logged by _____ **Area** _____ **Total Depth** _____

Date _____ **Coords** N- E- El- **Contractor** _____

Footage	Litho: Formation	Litho: Rock type	Litho: Color	Au oz/st	Ag oz/st	Graphic	Structure: fault	Structure: breccia	Structure: vein	Structure: gouge	Comments	Alteration: Silic	Alteration: argillic	Alteration: clay	Alteration: prop	Alteration: Sericite	Alteration: Chlorite	Alteration:	Met.: FEOX	Met.: CO3	Met.: Sulfide	Mineralogy: Pyrite %	Mineralogy: Marcasite	Mineralogy: Calc/Dolo	Mineralogy: Clay	
1000	LBT	Aphanitic Flow	Pinkish Gray								875 to 1070	0		0					2	1		0	0%			
																						0	0			
											Poss Fold phase @ 1040															
1050											1050															
1070	TOS ?	Flow Bx	Pinkish Gray								1070 - 1090 similar to above but has some Bx (monolith) Could Be TOS			0					2	1						
	TOS										1090 - 1100 TOS very bleached			1					0	0		Tr	Tr			
1100											1100			2								2	1			
	ALS	Phyllite mix	Blk		SRF						1100-1105 mix of wt clay, tcs, ALS	2		2					3			3	1			
											Silica w/spec Hem, Grn clay, Py in gry Qt	0		1?					0	2		3	1			
											1105-1120, Blk, soft ALS phyllite								0	2		4	1			
											Py & wt Qt w/some calcite								0	2		4	1			
	Dike	Dike	White								1120 to 1130 wt, Aphanic dike?,	0		3					0	0		0	0			
											very soft	0		3					0	0		0	0			
	ALS	Black phyllite	Black & wt								1130 to 1200 TD - ALS, becomes	0		1					0	1		3	0			
											becomes more firm with depth.			1								2				
											Cp? @ 1140 in clear gray Qt.			?												
1150											1150															
											Note: An unusual, clear xl, tubular, very fine small laths w/ radial clusters.															
1200											1200															
TD																										

5321.8

N-2,205,083.5
E- 482,906.4

OB
Tbg
30
Tbg?
60
ox
unox
1

Tc porphyry, monolithic,
Feld, + bio w/Rare Femag Phenos

190
2

Tc flow, Femag Pheno w/
rare bio, has granular Text.

265
3

Tc, F-xln Femag porp flow
Very rare K-Feld.

4

470 to 505 could be Tc LLT

5
510 BUD (upper?) clasts 1/-90%, Poss Flow Bx
Blu-gry w/earthy hem in matrix
550

UPPER BUD, Clasts are Tc Femag porp
6 Strong Hem stain.
620

Tc flow? weakly phyric (Femag phenos)
Phenos replaced by Spec Hem.
BUDMARKER PORP
7
710

BUD (LOWER)

780
8 LBT Flow or sill, strong clay ALT
F-xln, phyric - plag Femags + Kspar
Do not see sani Feld (Very close Tcin appearance)

860 LBT Flow Bx? Same as 780-860
875
9

LBT
LBT? Aphyric F-xln flow has
tr of flow banding

LBT
10 ← 995 - monolithic B same as above

← Poss Feld @ 1040
LBT
1070
TOS? monolithic rock type as above
1090
1100 Very Bleached TOS
1105
1120 ALS SRF - Mix of wt clay, Tcs ss, ALS
wt pike
1130

ALS

TD- 1200

marcasite
Py
Argill
Silicification

= 1
= 2
= 3

RS-448
ROSEBUD
1" = 100'
JPR 11/98

Py-Mar
Argillic
Silicification

FAULT

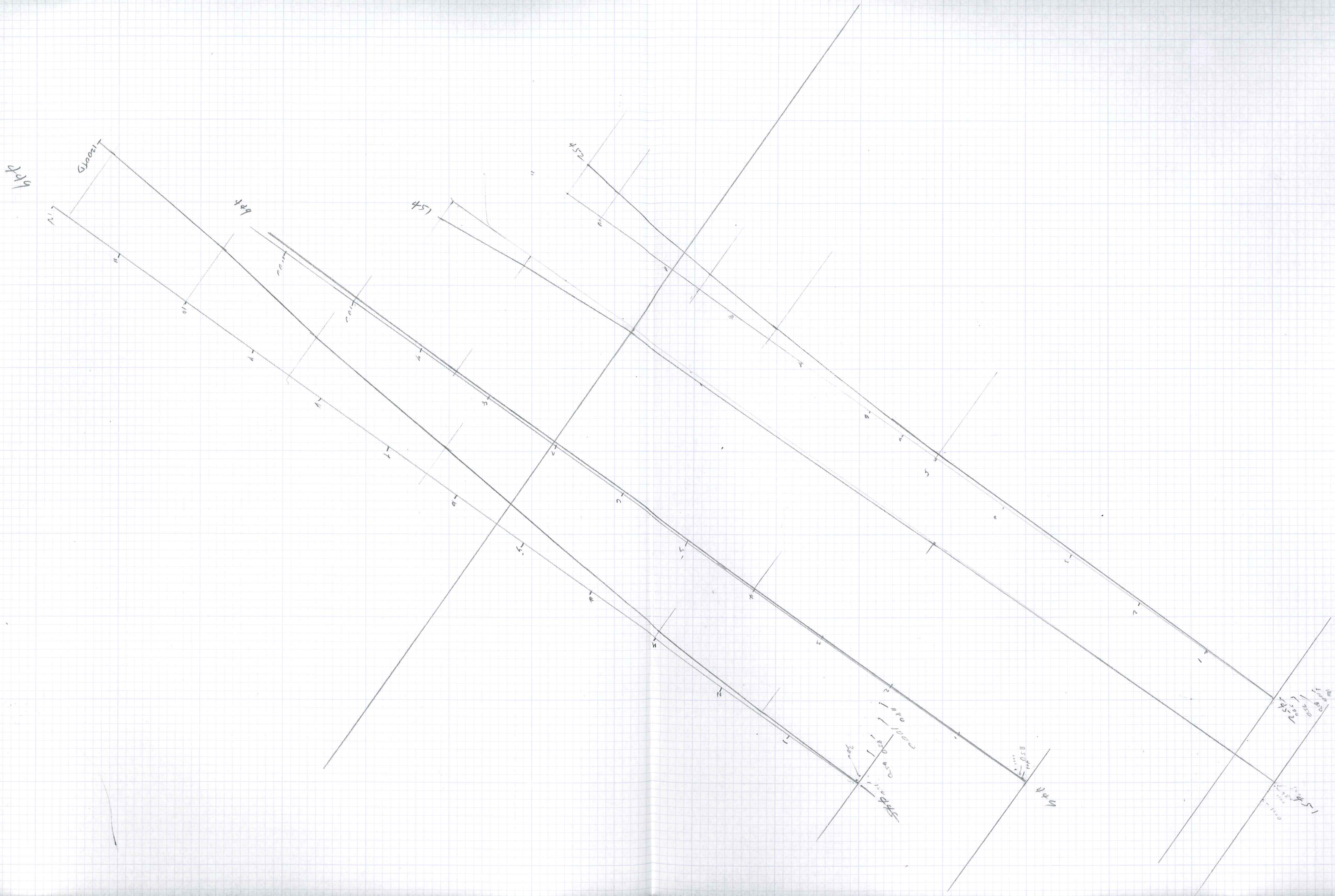

Need Coords

			E1
448	N-2205083.46	E-482,906.38	5321.8
449	-2205175	-483,435	5358
451	-2,205,670	-483,270	5371
452	-2,204702	-483,600	5341

xAMERICAN ASSAY LABORATORIES
ANALYSIS REPORT SP050151

American Assay Laboratories

PO BOX 11530
RENO NV,USA
Ph.(702) 356-0606, Fax.(702) 356-1413

NEWMONT GOLD COMPANY

COPIES TO : C. BALLEW
: R. VANCE
:
:

CLIENT REFERENCE No: RS-448 RECEIVED : 18 AUG 1998

No. SAMPLES : 241 REPORTED : 18 AUG 1998

MAIN SAMPLE TYPE : DRILL CUTTINGS

NEVADA LEGISLATIVE DISCLAIMER :-
The results of this assay were based solely upon the content of the sample submitted. Any decision to invest should be made only after the potential investment value of the claim or deposit has been determined based on the results of assays of multiple samples of geological materials collected by the prospective investor or by a qualified person selected by him and based on an evaluation of all engineering data which is available concerning any proposed project.

ANALYSIS	ANALYTICAL METHOD	QUALITY PARAMETER	UNIT	DETECTION
Au	FA30	15%	ppb	5
Au(R)	FA30	15%	ppb	5
Au(OZ)	FA30	15%	OPT	0.001
Au(RZ)	FA30	15%	OPT	0.001
Ag	D210	10%	ppm	0.5
Ag(OZ)	D210	10%	OPT	0.02

SIGNATORY : Susan King M.S.

AMERICAN ASSAY LABORATORIES

ANALYSIS REPORT SP050151

American Assay Laboratories

CLIENT : NEWMONT GOLD COMPANY
PROJECT : ROSEBUD
REFERENCE : RS-448

REPORTED : 18 AUG 1998

SAMPLES	Au FA30 ppb	Au(R) FA30 ppb	Au(OZ) FA30 OPT	Au(RZ) FA30 OPT	Ag D210 ppm	Ag(OZ) D210 OPT
RS-448 000-005	<5		<0.001		<0.5	<0.02
RS-448 005-010	14		<0.001		<0.5	<0.02
RS-448 010-015	179		0.005		1.9	0.06
RS-448 015-020	389	418	0.011	0.012	2.7	0.08
RS-448 020-025	166		0.005		3.1	0.09
RS-448 025-030	67		0.002		5.8	0.17
RS-448 030-035	89		0.003		1.6	0.05
RS-448 035-040	49		0.001		1.7	0.05
RS-448 040-045	21		<0.001		1.4	0.04
RS-448 045-050	21		<0.001		1.5	0.04
RS-448 050-055	15		<0.001		1.5	0.04
RS-448 055-060	225	210	0.007	0.006	5.6	0.16
RS-448 060-065	60		0.002		2.1	0.06
RS-448 065-070	49		0.001		2.4	0.07
RS-448 070-075	72		0.002		3.1	0.09
RS-448 075-080	179		0.005		2.4	0.07
RS-448 080-085	274	374	0.008	0.011	2.7	0.08
RS-448 085-090	67		0.002		2.0	0.06
RS-448 090-095	54		0.002		1.5	0.04
RS-448 095-100	100		0.003		1.5	0.04
RS-448 100-105	132		0.004		2.6	0.08
RS-448 105-110	74		0.002		1.1	0.03
RS-448 110-115	52		0.002		<0.5	<0.02
RS-448 115-120	57		0.002		<0.5	<0.02
RS-448 115-120A	<5		<0.001		<0.5	<0.02

AMERICAN ASSAY LABORATORIES

ANALYSIS REPORT SP050151

American Assay Laboratories

CLIENT : NEWMONT GOLD COMPANY
PROJECT : ROSEBUD
REFERENCE : RS-448

REPORTED : 18 AUG 1998

SAMPLES	Au FA30 ppb	Au(R) FA30 ppb	Au(OZ) FA30 OPT	Au(RZ) FA30 OPT	Ag D210 ppm	Ag(OZ) D210 OPT
RS-448 120-125	67		0.002		<0.5	<0.02
RS-448 125-130	77		0.002		1.0	0.03
RS-448 130-135	76		0.002		2.1	0.06
RS-448 135-140	39		0.001		1.0	0.03
RS-448 140-145	17		<0.001		<0.5	<0.02
RS-448 145-150	64		0.002		1.6	0.05
RS-448 150-155	56		0.002		1.4	0.04
RS-448 155-160	35		0.001		<0.5	<0.02
RS-448 160-165	18		<0.001		0.7	0.02
RS-448 165-170	40		0.001		0.8	0.02
RS-448 170-175	46		0.001		0.9	0.03
RS-448 175-180	8		<0.001		<0.5	<0.02
RS-448 180-185	<5		<0.001		<0.5	<0.02
RS-448 185-190	72		0.002		0.6	<0.02
RS-448 190-195	127		0.004		2.2	0.06
RS-448 195-200	125		0.004		3.4	0.10
RS-448 200-205	113		0.003		4.0	0.12
RS-448 205-210	71		0.002		2.9	0.08
RS-448 210-215	128		0.004		2.3	0.07
RS-448 215-220	257	242	0.007	0.007	3.9	0.11
RS-448 220-225	162	180	0.005	0.005	4.4	0.13
RS-448 225-230	80		0.002		9.8	0.29
RS-448 230-235	73		0.002		4.0	0.12
RS-448 235-240	117	114	0.003	0.003	2.6	0.08
RS-448 240-245	15		<0.001		0.8	0.02

AMERICAN ASSAY LABORATORIES

ANALYSIS REPORT SP050151

American Assay Laboratories

CLIENT : NEWMONT GOLD COMPANY
PROJECT : ROSEBUD
REFERENCE : RS-448

REPORTED : 18 AUG 1998

SAMPLES	Au FA30 ppb	Au(R) FA30 ppb	Au(OZ) FA30 OPT	Au(RZ) FA30 OPT	Ag D210 ppm	Ag(OZ) D210 OPT
RS-448 245-250	8		<0.001		<0.5	<0.02
RS-448 250-255	<5		<0.001		<0.5	<0.02
RS-448 255-260	19		<0.001		0.8	0.02
RS-448 260-265	46		0.001		1.9	0.06
RS-448 265-270	51		0.001		1.8	0.05
RS-448 270-275	40		0.001		2.2	0.06
RS-448 275-280	15		<0.001		1.4	0.04
RS-448 280-285	20		<0.001		1.1	0.03
RS-448 285-290	<5		<0.001		0.6	<0.02
RS-448 290-295	<5		<0.001		<0.5	<0.02
RS-448 295-300	<5		<0.001		<0.5	<0.02
RS-448 300-305	<5		<0.001		<0.5	<0.02
RS-448 305-310	10		<0.001		<0.5	<0.02
RS-448 310-315	<5		<0.001		<0.5	<0.02
RS-448 315-320	<5		<0.001		<0.5	<0.02
RS-448 320-325	13		<0.001		<0.5	<0.02
RS-448 325-330	15		<0.001		<0.5	<0.02
RS-448 330-335	67	71	0.002	0.002	0.7	0.02
RS-448 335-340	101		0.003		1.1	0.03
RS-448 340-345	114	100	0.003	0.003	0.8	0.02
RS-448 345-350	48		0.001		<0.5	<0.02
RS-448 350-355	30		<0.001		0.7	0.02
RS-448 355-360	12		<0.001		<0.5	<0.02
RS-448 360-365	7		<0.001		0.7	0.02
RS-448 365-370	34		<0.001		0.6	<0.02

AMERICAN ASSAY LABORATORIES

ANALYSIS REPORT SP050151

American Assay Laboratories

CLIENT : NEWMONT GOLD COMPANY
PROJECT : ROSEBUD
REFERENCE : RS-448

REPORTED : 18 AUG 1998

SAMPLES	Au FA30 ppb	Au(R) FA30 ppb	Au(OZ) FA30 OPT	Au(RZ) FA30 OPT	Ag D210 ppm	Ag(OZ) D210 OPT
RS-448 370-375	43		0.001		0.6	<0.02
RS-448 375-380	13		<0.001		0.6	<0.02
RS-448 380-385	11		<0.001		<0.5	<0.02
RS-448 385-390	25		<0.001		<0.5	<0.02
RS-448 390-395	32		<0.001		<0.5	<0.02
RS-448 395-400	33		<0.001		<0.5	<0.02
RS-448 400-405	52		0.002		1.4	0.04
RS-448 405-410	31		<0.001		1.0	0.03
RS-448 410-415	57		0.002		<0.5	<0.02
RS-448 415-420	44		0.001		0.7	0.02
RS-448 420-425	29		<0.001		<0.5	<0.02
RS-448 425-430	116		0.003		1.8	0.05
RS-448 430-435	73		0.002		0.6	<0.02
RS-448 435-440	18		<0.001		<0.5	<0.02
RS-448 440-445	16		<0.001		<0.5	<0.02
RS-448 445-450	59	58	0.002	0.002	<0.5	<0.02
RS-448 450-455	9		<0.001		<0.5	<0.02
RS-448 455-460	<5		<0.001		<0.5	<0.02
RS-448 460-465	8		<0.001		<0.5	<0.02
RS-448 465-470	9		<0.001		<0.5	<0.02
RS-448 470-475	<5		<0.001		<0.5	<0.02
RS-448 475-480	<5		<0.001		<0.5	<0.02
RS-448 480-485	<5		<0.001		<0.5	<0.02
RS-448 485-490	<5		<0.001		<0.5	<0.02
RS-448 490-495	<5		<0.001		<0.5	<0.02

AMERICAN ASSAY LABORATORIES

ANALYSIS REPORT SP050151

American Assay Laboratories

CLIENT : NEWMONT GOLD COMPANY
PROJECT : ROSEBUD
REFERENCE : RS-448

REPORTED : 18 AUG 1998

SAMPLES	Au FA30 ppb	Au(R) FA30 ppb	Au(OZ) FA30 OPT	Au(RZ) FA30 OPT	Ag D210 ppm	Ag(OZ) D210 OPT
RS-448 495-500	<5		<0.001		<0.5	<0.02
RS-448 500-505	12		<0.001		<0.5	<0.02
RS-448 505-510	<5		<0.001		<0.5	<0.02
RS-448 510-515	<5		<0.001		<0.5	<0.02
RS-448 515-520	<5		<0.001		<0.5	<0.02
RS-448 520-525	<5		<0.001		<0.5	<0.02
RS-448 525-530	<5		<0.001		<0.5	<0.02
RS-448 530-535	<5		<0.001		<0.5	<0.02
RS-448 535-540	<5		<0.001		<0.5	<0.02
RS-448 540-545	<5		<0.001		<0.5	<0.02
RS-448 545-550	<5		<0.001		<0.5	<0.02
RS-448 550-555	<5		<0.001		<0.5	<0.02
RS-448 555-560	<5		<0.001		<0.5	<0.02
RS-448 560-565	<5		<0.001		<0.5	<0.02
RS-448 565-570	<5		<0.001		<0.5	<0.02
RS-448 570-575	<5		<0.001		<0.5	<0.02
RS-448 575-580	<5		<0.001		<0.5	<0.02
RS-448 580-585	<5		<0.001		<0.5	<0.02
RS-448 585-590	<5		<0.001		<0.5	<0.02
RS-448 590-595	<5		<0.001		<0.5	<0.02
RS-448 595-600	<5		<0.001		<0.5	<0.02
RS-448 600-605	<5		<0.001		<0.5	<0.02
RS-448 605-610	<5		<0.001		<0.5	<0.02
RS-448 610-615	<5		<0.001		<0.5	<0.02
RS-448 615-620	<5		<0.001		<0.5	<0.02

AMERICAN ASSAY LABORATORIES

ANALYSIS REPORT SP050151

American Assay Laboratories

CLIENT : NEWMONT GOLD COMPANY
PROJECT : ROSEBUD
REFERENCE : RS-448

REPORTED : 18 AUG 1998

SAMPLES	Au FA30 ppb	Au(R) FA30 ppb	Au(OZ) FA30 OPT	Au(RZ) FA30 OPT	Ag D210 ppm	Ag(OZ) D210 OPT
RS-448 620-625	<5		<0.001		<0.5	<0.02
RS-448 625-630	<5		<0.001		<0.5	<0.02
RS-448 630-635	<5		<0.001		<0.5	<0.02
RS-448 635-640	<5		<0.001		<0.5	<0.02
RS-448 640-645	<5		<0.001		<0.5	<0.02
RS-448 645-650	<5		<0.001		<0.5	<0.02
RS-448 650-655	<5		<0.001		<0.5	<0.02
RS-448 655-660	<5		<0.001		<0.5	<0.02
RS-448 660-665	<5		<0.001		<0.5	<0.02
RS-448 665-670	<5		<0.001		<0.5	<0.02
RS-448 670-675	<5		<0.001		<0.5	<0.02
RS-448 675-680	<5		<0.001		<0.5	<0.02
RS-448 680-685	<5		<0.001		<0.5	<0.02
RS-448 685-690	<5		<0.001		<0.5	<0.02
RS-448 690-695	<5		<0.001		<0.5	<0.02
RS-448 695-700	<5		<0.001		<0.5	<0.02
RS-448 700-705	<5		<0.001		<0.5	<0.02
RS-448 705-710	<5		<0.001		<0.5	<0.02
RS-448 710-715	<5		<0.001		<0.5	<0.02
RS-448 715-720	<5		<0.001		<0.5	<0.02
RS-448 720-725	<5		<0.001		<0.5	<0.02
RS-448 725-730	<5		<0.001		<0.5	<0.02
RS-448 730-735	<5		<0.001		<0.5	<0.02
RS-448 735-740	<5		<0.001		<0.5	<0.02
RS-448 740-745	<5		<0.001		<0.5	<0.02

AMERICAN ASSAY LABORATORIES

ANALYSIS REPORT SP050151

American Assay Laboratories

CLIENT : NEWMONT GOLD COMPANY
PROJECT : ROSEBUD
REFERENCE : RS-448

REPORTED : 18 AUG 1998

SAMPLES	Au FA30 ppb	Au(R) FA30 ppb	Au(OZ) FA30 OPT	Au(RZ) FA30 OPT	Ag D210 ppm	Ag(OZ) D210 OPT
RS-448 745-750	16		<0.001		<0.5	<0.02
RS-448 750-755	<5		<0.001		<0.5	<0.02
RS-448 755-760	<5		<0.001		<0.5	<0.02
RS-448 760-765	<5		<0.001		<0.5	<0.02
RS-448 765-770	<5		<0.001		<0.5	<0.02
RS-448 770-775	<5		<0.001		<0.5	<0.02
RS-448 775-780	<5		<0.001		<0.5	<0.02
RS-448 780-785	<5		<0.001		<0.5	<0.02
RS-448 785-790	<5		<0.001		<0.5	<0.02
RS-448 790-795	<5		<0.001		<0.5	<0.02
RS-448 795-800	<5		<0.001		<0.5	<0.02
RS-448 800-805	<5		<0.001		<0.5	<0.02
RS-448 805-810	<5		<0.001		<0.5	<0.02
RS-448 810-815	<5		<0.001		<0.5	<0.02
RS-448 815-820	<5		<0.001		<0.5	<0.02
RS-448 820-825	<5		<0.001		<0.5	<0.02
RS-448 825-830	<5		<0.001		<0.5	<0.02
RS-448 830-835	<5		<0.001		<0.5	<0.02
RS-448 835-840	<5		<0.001		<0.5	<0.02
RS-448 840-845	<5		<0.001		0.6	<0.02
RS-448 845-850	<5		<0.001		<0.5	<0.02
RS-448 850-855	<5		<0.001		<0.5	<0.02
RS-448 855-860	<5		<0.001		<0.5	<0.02
RS-448 860-865	<5		<0.001		<0.5	<0.02
RS-448 865-870	<5		<0.001		<0.5	<0.02

AMERICAN ASSAY LABORATORIES

ANALYSIS REPORT SP050151

American Assay Laboratories

CLIENT : NEWMONT GOLD COMPANY
PROJECT : ROSEBUD
REFERENCE : RS-448

REPORTED : 18 AUG 1998

SAMPLES	Au FA30 ppb	Au(R) FA30 ppb	Au(OZ) FA30 OPT	Au(RZ) FA30 OPT	Ag D210 ppm	Ag(OZ) D210 OPT
RS-448 870-875	<5		<0.001		<0.5	<0.02
RS-448 875-880	<5		<0.001		<0.5	<0.02
RS-448 880-885	<5		<0.001		<0.5	<0.02
RS-448 885-890	<5		<0.001		<0.5	<0.02
RS-448 890-895	<5		<0.001		<0.5	<0.02
RS-448 895-900	<5		<0.001		<0.5	<0.02
RS-448 900-905	<5		<0.001		<0.5	<0.02
RS-448 905-910	<5		<0.001		<0.5	<0.02
RS-448 910-915	<5		<0.001		<0.5	<0.02
RS-448 915-920	<5		<0.001		<0.5	<0.02
RS-448 920-925	<5		<0.001		<0.5	<0.02
RS-448 925-930	<5		<0.001		<0.5	<0.02
RS-448 930-935	<5		<0.001		<0.5	<0.02
RS-448 935-940	<5		<0.001		<0.5	<0.02
RS-448 940-945	<5		<0.001		<0.5	<0.02
RS-448 945-950	<5		<0.001		<0.5	<0.02
RS-448 950-955	<5		<0.001		<0.5	<0.02
RS-448 955-960	<5		<0.001		<0.5	<0.02
RS-448 960-965	<5		<0.001		<0.5	<0.02
RS-448 965-970	<5		<0.001		<0.5	<0.02
RS-448 970-975	<5		<0.001		<0.5	<0.02
RS-448 975-980	<5		<0.001		<0.5	<0.02
RS-448 980-985	<5		<0.001		<0.5	<0.02
RS-448 985-990	<5		<0.001		<0.5	<0.02
RS-448 990-995	<5		<0.001		<0.5	<0.02

AMERICAN ASSAY LABORATORIES

ANALYSIS REPORT SP050151

American Assay Laboratories

CLIENT : NEWMONT GOLD COMPANY
PROJECT : ROSEBUD
REFERENCE : RS-448

REPORTED : 18 AUG 1998

SAMPLES	Au FA30 ppb	Au(R) FA30 ppb	Au(OZ) FA30 OPT	Au(RZ) FA30 OPT	Ag D210 ppm	Ag(OZ) D210 OPT
RS-448 995-1000	<5		<0.001		<0.5	<0.02
RS-448 1000-1005	<5		<0.001		<0.5	<0.02
RS-448 1005-1010	<5		<0.001		<0.5	<0.02
RS-448 1010-1015	<5		<0.001		<0.5	<0.02
RS-448 1015-1020	<5		<0.001		<0.5	<0.02
RS-448 1020-1025	<5		<0.001		<0.5	<0.02
RS-448 1025-1030	<5		<0.001		<0.5	<0.02
RS-448 1030-1035	<5		<0.001		<0.5	<0.02
RS-448 1035-1040	<5		<0.001		<0.5	<0.02
RS-448 1040-1045	<5		<0.001		<0.5	<0.02
RS-448 1045-1050	<5		<0.001		<0.5	<0.02
RS-448 1050-1055	<5		<0.001		<0.5	<0.02
RS-448 1055-1060	<5		<0.001		<0.5	<0.02
RS-448 1060-1065	<5		<0.001		<0.5	<0.02
RS-448 1065-1070	<5		<0.001		<0.5	<0.02
RS-448 1070-1075	<5		<0.001		<0.5	<0.02
RS-448 1075-1080	<5		<0.001		<0.5	<0.02
RS-448 1080-1085	<5		<0.001		<0.5	<0.02
RS-448 1085-1090	<5		<0.001		<0.5	<0.02
RS-448 1090-1095	<5		<0.001		<0.5	<0.02
RS-448 1095-1100	<5		<0.001		<0.5	<0.02
RS-448 1100-1105	12		<0.001		1.3	0.04
RS-448 1105-1110	<5		<0.001		1.5	0.04
RS-448 1110-1115	<5		<0.001		1.4	0.04
RS-448 1115-1120			SAMPLE NOT RECEIVED			

AMERICAN ASSAY LABORATORIES

ANALYSIS REPORT SP050151

American Assay Laboratories

CLIENT : NEWMONT GOLD COMPANY
PROJECT : ROSEBUD
REFERENCE : RS-448

REPORTED : 18 AUG 1998

SAMPLES	Au FA30 ppb	Au(R) FA30 ppb	Au(OZ) FA30 OPT	Au(RZ) FA30 OPT	Ag D210 ppm	Ag(OZ) D210 OPT
RS-448 1120-1125	<5		<0.001		<0.5	<0.02
RS-448 1125-1130	<5		<0.001		<0.5	<0.02
RS-448 1130-1135	<5		<0.001		0.6	<0.02
RS-448 1135-1140	<5		<0.001		0.9	0.03
RS-448 1140-1145	<5		<0.001		0.8	0.02
RS-448 1145-1150	<5		<0.001		<0.5	<0.02
RS-448 1150-1155	<5		<0.001		1.1	0.03
RS-448 1155-1160	<5		<0.001		0.8	0.02
RS-448 1160-1165	<5		<0.001		1.8	0.05
RS-448 1165-1170	<5		<0.001		0.8	0.02
RS-448 1170-1175	<5		<0.001		0.9	0.03
RS-448 1175-1180	<5		<0.001		2.3	0.07
RS-448 1180-1185	<5		<0.001		1.0	0.03
RS-448 1185-1190	<5		<0.001		0.9	0.03
RS-448 1190-1195	<5		<0.001		1.0	0.03
RS-448 1195-1200	<5		<0.001		1.3	0.04
RS-448 1200-1205	138	96	0.004	0.003	<0.5	<0.02

American Assay Laboratories

INVOICE

Remit To: P.O. Box11530
Reno, Nevada 89510
Phone NO.: 702-356-0606
Fax No.: 702-356-1413

AMERICAN ASSAY LABORATORIES
1500 GLENDALE AVE.
SPARKS, NV 89431-5902

(702) 356-0606

INVOICE NO: SP 0050151-IN
INVOICE DATE: 09/15/98

INVOICE TO:
NEWMONT EXPLORATION LTD.
861 W. 6TH STREET
WINNEMUCCA NV 89445

NEWMONT EXPLORATION LTD.
861 W. 6TH STREET
WINNEMUCCA NV 89445

CUSTOMER P.O.	PROJECT	TERMS
RS-448	ROSEBUD EXPLOR.	NET 30 - DUE IN U.S. DOLLARS

QUANTITY	DESCRIPTION	PRICE	AMOUNT
241	SAMPLES RECEIVED	.00	.00
1	NO PREPARATION REQUIRED	.00	.00
240	JAW CRUSHING CHARGE	1.30	312.00
240	SPLITTING CHARGE	1.20	288.00
240	FINE MILLING CHARGE	2.00	480.00
241	Au (1 A.T. FIRE ASSAY)	8.00	1,928.00
241	HYDROCHLORIC/NITRIC DIGESTION	2.00	482.00
241	Ag ANALYSES	1.00	241.00
235	COMPOSITE CHARGE	1.00	235.00
60	MULTI-ELEMENT ICP PACKAGE	9.80	588.00
60	Se ANALYSES	7.15	429.00

COPY

NET INVOICE:	4,983.00
LESS DISCOUNT:	1,744.05
FREIGHT:	.00
INVOICE TOTAL:	3,238.95

CUSTOMER----------: NEWMONT EXPLORATION
MINE SITE----------: ROSEBUD
HOLE NO.----------: RS 448
DATE----------: 8/10/98

SILVER STATE SURVEYS, INC.

TIE IN COORDINATES
ELEVATION----------:
NORTH+/SOUTH----:
EAST+/WEST--------:

WATER LEVEL----: N/A
PROJECTED DEPTH--: N/A

SURVEY CERTIFIED BY

SEAN P RAVENEL

MEAS DEPTH (FEET)	TRUE VERTICAL DEPTH (FEET)	TRUE VERTICAL X-SECTION (FEET)	INCL (HORZ) (DEG)	DIRECTION (AZIMUTH)	RECTANGULAR COORDINATES N+/S- (FEET)	RECTANGULAR COORDINATES E+/W- (FEET)	DOGLEG 100/FT (DEGREES)	CLOSURE DISTANCE (FEET)	CLOSURE DIR (DEG)	HOLE TEMP (F) (DEG)
0	0.00	0.00	-89.59	184.28	0.00	0.00	0.00	0.00	0.00	102.8
50	50.00	0.46	-89.33	211.04	-0.43	-0.17	0.72	0.46	200.97	102.8
100	99.99	1.35	-88.48	238.63	-1.03	-0.88	1.94	1.35	220.64	102.8
150	149.97	2.35	-88.66	286.13	-1.21	-2.01	2.32	2.35	238.96	102.8
200	199.94	3.76	-87.15	292.94	-0.56	-3.72	3.06	3.76	261.41	102.0
250	249.89	5.73	-88.00	277.73	0.04	-5.73	2.12	5.73	270.41	102.0
300	299.83	8.17	-86.18	292.63	0.80	-8.13	3.91	8.17	275.61	102.0
350	349.74	10.97	-87.08	299.83	2.07	-10.78	1.98	10.97	280.90	102.0
400	399.67	13.54	-86.89	278.77	2.92	-13.22	2.24	13.54	282.43	101.1
450	449.56	16.92	-85.35	277.99	3.40	-16.57	3.08	16.92	281.61	100.2
500	499.33	21.63	-83.80	286.97	4.47	-21.16	3.51	21.63	281.94	100.2
550	549.00	27.42	-82.88	282.15	5.91	-26.77	2.16	27.42	282.45	99.3
600	598.55	34.05	-81.85	287.93	7.66	-33.18	2.57	34.05	283.00	99.3
650	648.07	40.94	-82.28	285.45	9.64	-39.79	1.10	40.94	283.62	98.4
700	697.66	47.36	-82.97	282.60	11.21	-46.01	1.56	47.36	283.69	97.6
750	747.30	53.32	-83.31	288.51	12.80	-51.76	1.57	53.32	283.89	96.7
800	796.96	59.17	-83.19	289.83	14.73	-57.31	0.40	59.17	284.41	96.7
850	846.58	65.24	-82.71	295.68	17.11	-62.96	1.72	65.24	285.20	95.8
900	896.16	71.66	-82.39	290.87	19.66	-68.91	1.40	71.66	285.93	95.8
950	945.80	77.60	-83.92	285.84	21.56	-74.55	3.28	77.60	286.13	94.9
1000	995.54	82.68	-84.39	280.05	22.71	-79.50	1.50	82.68	285.94	94.9

CUSTOMER----------: NEWMONT EXPLORATION
MINE SITE----------: ROSEBUD
HOLE NO.----------: RS 448
DATE----------: 8/10/98

SILVER STATE SURVEYS, INC.

TIE IN COORDINATES
ELEVATION----------:
NORTH+/SOUTH----:
EAST+/WEST--------:

WATER LEVEL----: N/A
PROJECTED DEPTH--: N/A

SURVEY CERTIFIED BY

SEAN P RAVENEL

MEAS DEPTH (FEET)	TRUE VERTICAL DEPTH (FEET)	TRUE VERTICAL X-SECTION (FEET)	INCL (HORZ) (DEG)	DIRECTION (AZIMUTH)	RECTANGULAR COORDINATES N+/S- (FEET)	RECTANGULAR COORDINATES E+/W- (FEET)	DOGLEG 100/FT (DEGREES)	CLOSURE DISTANCE (FEET)	CLOSURE DIR (DEG)	HOLE TEMP (F) (DEG)
1050	1045.30	87.54	-84.37	276.73	23.43	-84.35	0.65	87.54	285.52	94.9
1100	1095.05	92.43	-84.28	276.77	24.01	-89.26	0.17	92.43	285.06	94.9
1150	1144.80	97.32	-84.23	269.10	24.26	-94.24	1.54	97.32	284.44	94.0
1180	1174.65	100.27	-84.00	266.94	24.16	-97.32	1.07	100.27	283.94	94.0

HORIZONTAL PROJECTION

Survey File: RS-448

Time: 12:30:51

Starting from 0.0 E/W 0.0 N/S

Customer: NEWMONT EXPLORA

Date: 8-10-98

Bottom closure direction: 283.9

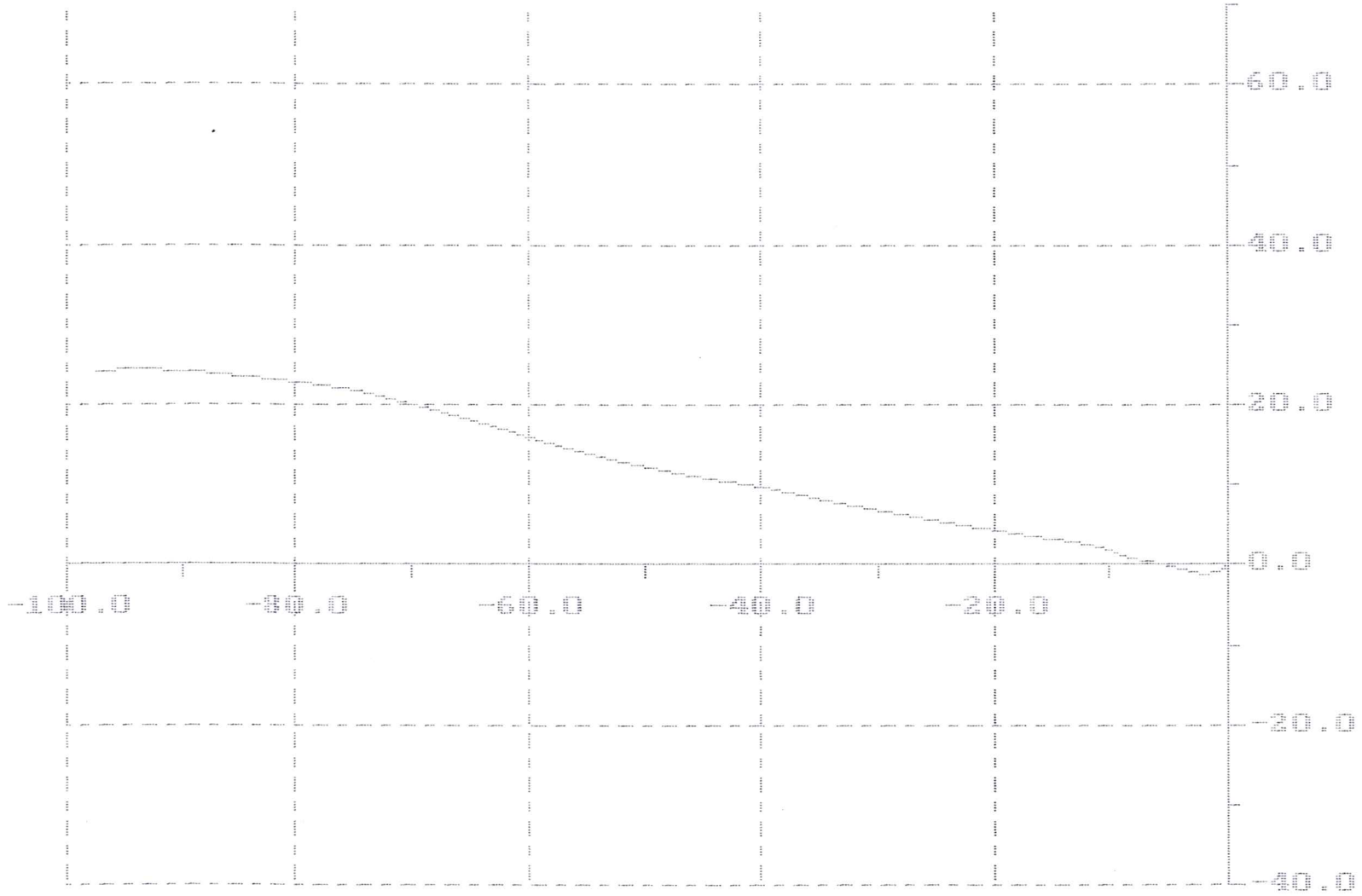

E/W Data Max: 0.0

E/W Data Min: -97.3

(scale in feet)

N/S Data Max: 24.3

N/S Data Min: -1.2

VERTICAL PROJECTION

Survey File: RS-448 Time: 12:30:51

Section direction: 283.9

Customer: NEWMONT EXPLORA Date: 8-10-98

Starting from 0.0 E/W 0.0 N/S

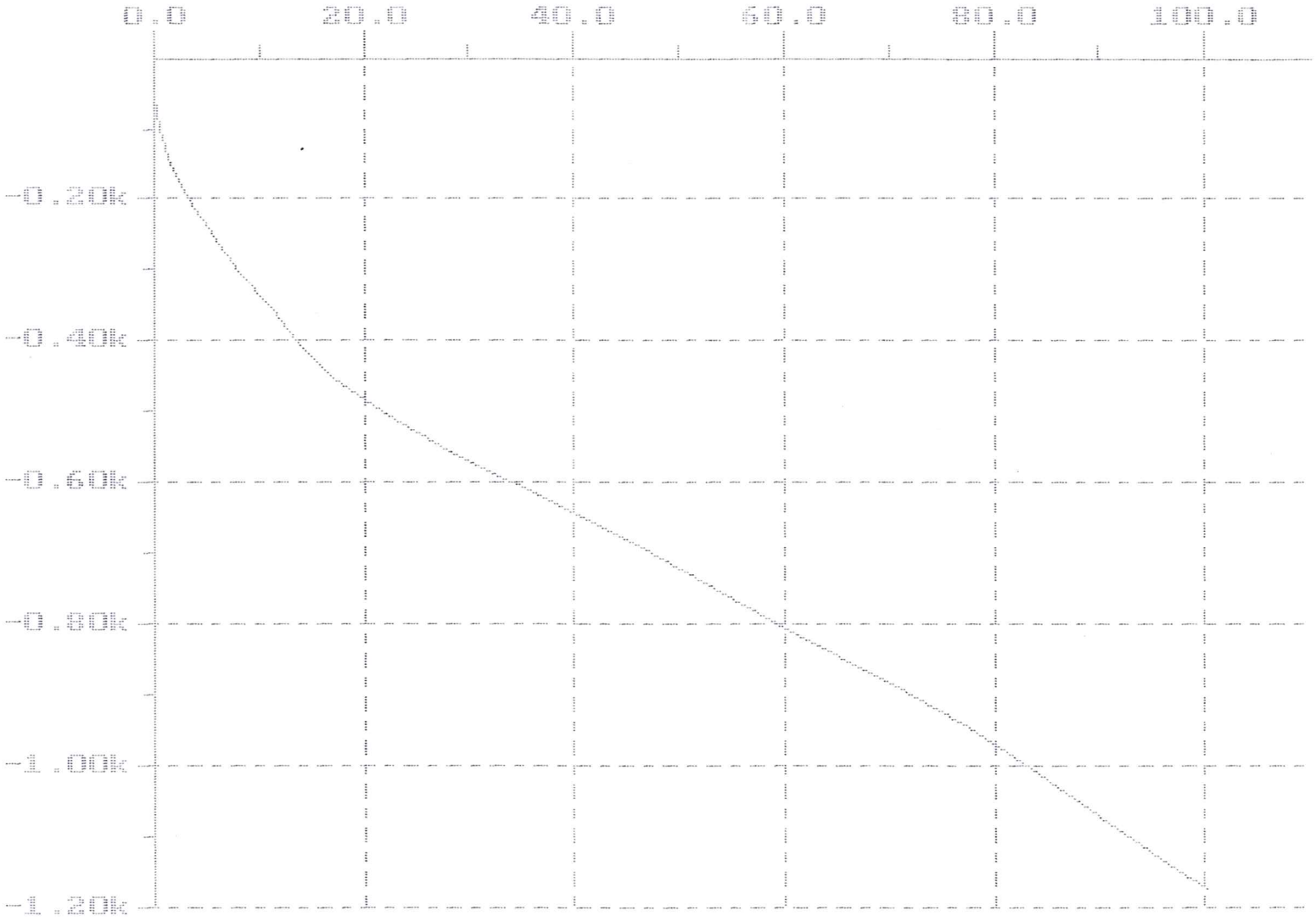

Horiz Data Max: 100.3 Vert Data Max: 0.0

(scale in feet)

Horiz Data Min: 0.0 Vert Data Min: -1174.6

3D PROJECTION

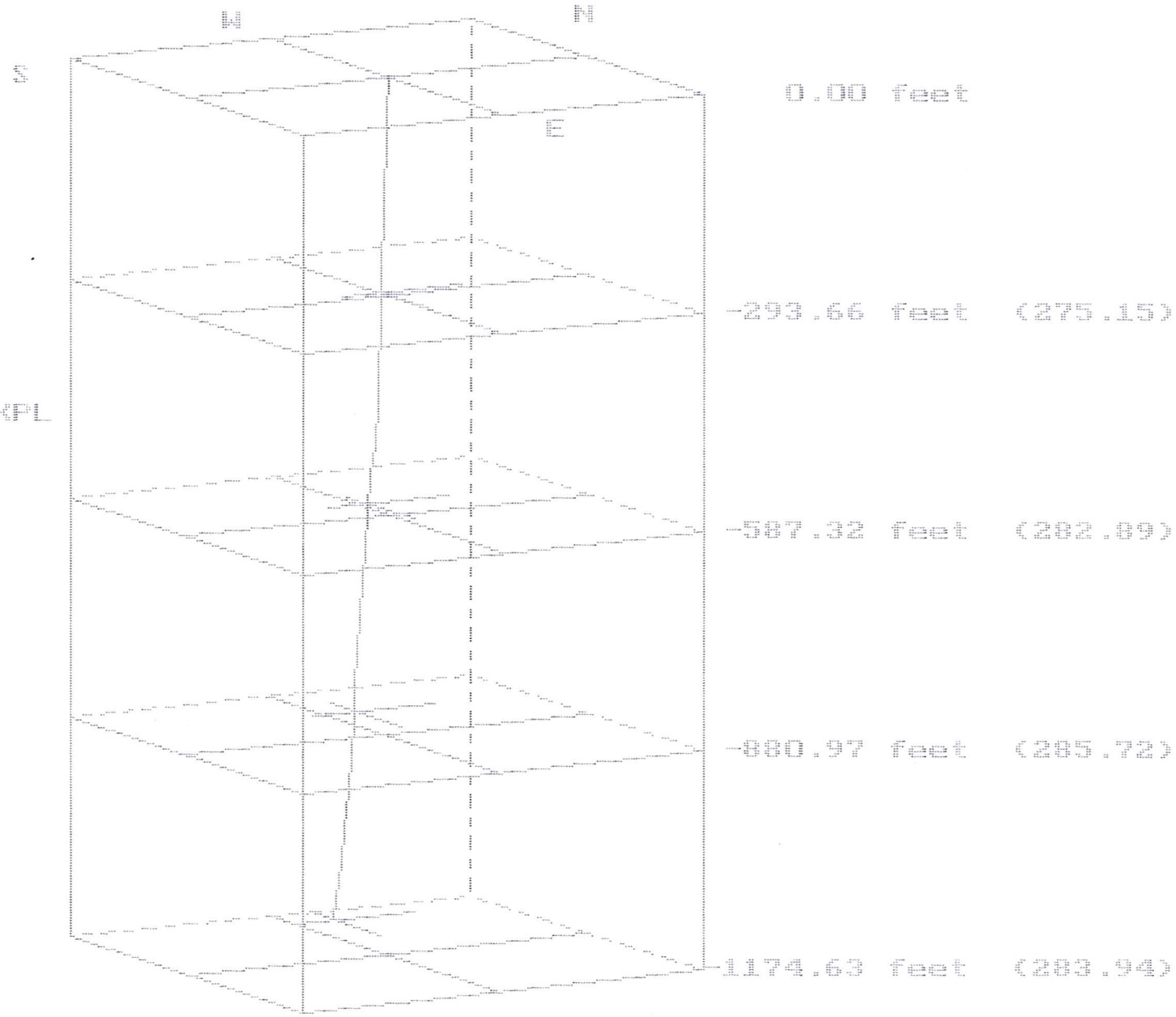

Survey File: RS-448
Customer: NEWMONT EXPL
Date: 8-10-98
Time: 12:30:51

CUSTOMER———: NEWMONT GOLD COMPANY
MINE SITE———: ROSEBUD
HOLE NO.———: RS 458
DATE———: 5/13/99

SILVER STATE SURVEYS, INC.

Survey Certified By

Sean Ravenel

PROJECTED DEPTH-: 1445 - 1500

MEAS DEPTH (FEET)	TRUE VERTICAL DEPTH (FEET)	TRUE VERTICAL X-SECTION (FEET)	INCL (HORZ) (DEG)	DIRECTION (AZIMUTH)	RECTANGULAR COORDINATES N-S (FEET)	E-W (FEET)	DOGLEG 50/FT (DEGREES)	CLOSURE DISTANCE (FEET)	CLOSURE DIR (DEG)	HOLE TEMP (F) (DEG)
0	0.00	0.00	-59.82	306.35	0.00	0.00	0.00	0.00	0.00	76.5
50	42.85	25.76	-58.16	308.21	15.61	-20.49	1.91	25.76	307.31	76.5
100	85.44	51.95	-58.66	307.90	31.76	-41.11	0.52	51.95	307.69	77.3
150	128.29	77.72	-59.29	307.97	47.60	-61.43	0.64	77.72	307.77	77.3
200	171.42	103.00	-59.95	306.67	62.93	-81.54	0.93	103.00	307.66	77.3
250	214.92	127.65	-60.96	309.04	78.06	-101.01	1.55	127.65	307.69	77.3
300	258.74	151.74	-61.44	308.11	93.08	-119.84	0.11	151.74	307.83	77.3
350	302.72	175.51	-61.76	309.89	108.04	-138.32	0.45	175.51	307.99	78.2
400	346.91	198.89	-62.45	310.81	123.18	-156.15	0.41	198.89	308.27	77.3
450	391.72	221.06	-64.85	309.98	137.56	-173.04	1.21	221.06	308.48	77.3
500	436.77	242.72	-63.76	311.82	151.76	-189.42	1.35	242.72	308.70	77.3
550	481.74	264.55	-64.36	312.25	166.40	-205.66	0.63	264.55	308.98	77.3
600	526.98	285.80	-65.27	311.81	180.65	-221.47	0.08	285.80	309.20	78.2
650	572.56	306.32	-66.20	313.34	194.55	-236.60	0.56	306.32	309.43	78.2
700	618.73	325.46	-68.65	314.68	207.88	-250.42	1.25	325.46	309.70	79.1
750	665.27	343.63	-68.48	316.56	220.94	-263.19	0.35	343.63	310.01	78.2
800	711.77	361.94	-68.37	314.52	234.06	-276.07	0.38	361.94	310.29	78.2
850	758.42	379.88	-69.45	315.28	246.76	-288.82	0.56	379.88	310.51	79.1
900	805.26	397.31	-69.60	314.92	259.15	-301.17	0.10	397.31	310.71	79.1
950	852.16	414.59	-69.82	316.08	271.51	-313.32	0.23	414.59	310.91	79.1
1000	899.15	431.58	-70.27	316.57	283.85	-325.10	0.24	431.58	311.12	80.0

CUSTOMER———: NEWMONT GOLD COMPANY
MINE SITE———: ROSEBUD
HOLE NO.———: RS 458
DATE————: 5/13/99

SILVER STATE SURVEYS, INC.

==========
Survey Certified By

Sean Ravenel
==========

PROJECTED DEPTH--: 1445 - 1500

MEAS DEPTH (FEET)	TRUE VERTICAL DEPTH (FEET)	TRUE VERTICAL X-SECTION (FEET)	INCL (HORZ) (DEG)	DIRECTION (AZIMUTH)	RECTANGULAR COORDINATES N-S (FEET)	E-W (FEET)	DOGLEG 60/FT (DEGREES)	CLOSURE DISTANCE (FEET)	CLOSURE DIR (DEG)	HOLE TEMP (F) (DEG)
1045	941.46	446.85	-69.90	315.29	294.86	-335.76	0.30	446.85	311.29	80.0
1050	946.16	448.56	-70.10	315.82	296.08	-336.96	0.27	448.56	311.31	
1100	993.46	464.73	-72.09	313.95	307.52	-348.43	1.89	464.73	311.43	
1150	1041.15	479.75	-72.92	313.44	317.91	-359.29	0.42	479.75	311.50	
1200	1089.04	494.09	-73.71	312.96	327.73	-369.76	0.40	494.09	311.55	
1250	1137.07	508.01	-73.97	312.65	337.19	-379.97	0.14	508.01	311.59	
1300	1185.16	521.69	-74.26	313.11	346.50	-389.99	0.16	521.69	311.62	
1350	1233.25	535.38	-73.95	312.85	355.84	-400.01	0.16	535.38	311.66	
1400	1281.19	549.57	-73.06	312.50	365.46	-410.45	0.45	549.57	311.68	
1445	1324.24	562.68	-73.07	312.41	374.31	-420.12	0.01	562.68	311.70	
1500	1376.87	578.63	-73.21	312.92	385.12	-431.85	0.10	578.63	311.73	

HORIZONTAL PROJECTION

Survey File: RS-458
Customer: NEWMONT

Starting from 0.0 E/W 0.0 N/S
Bottom closure direction: 311.7

Time: 19:42:09
Date: 5-13-99

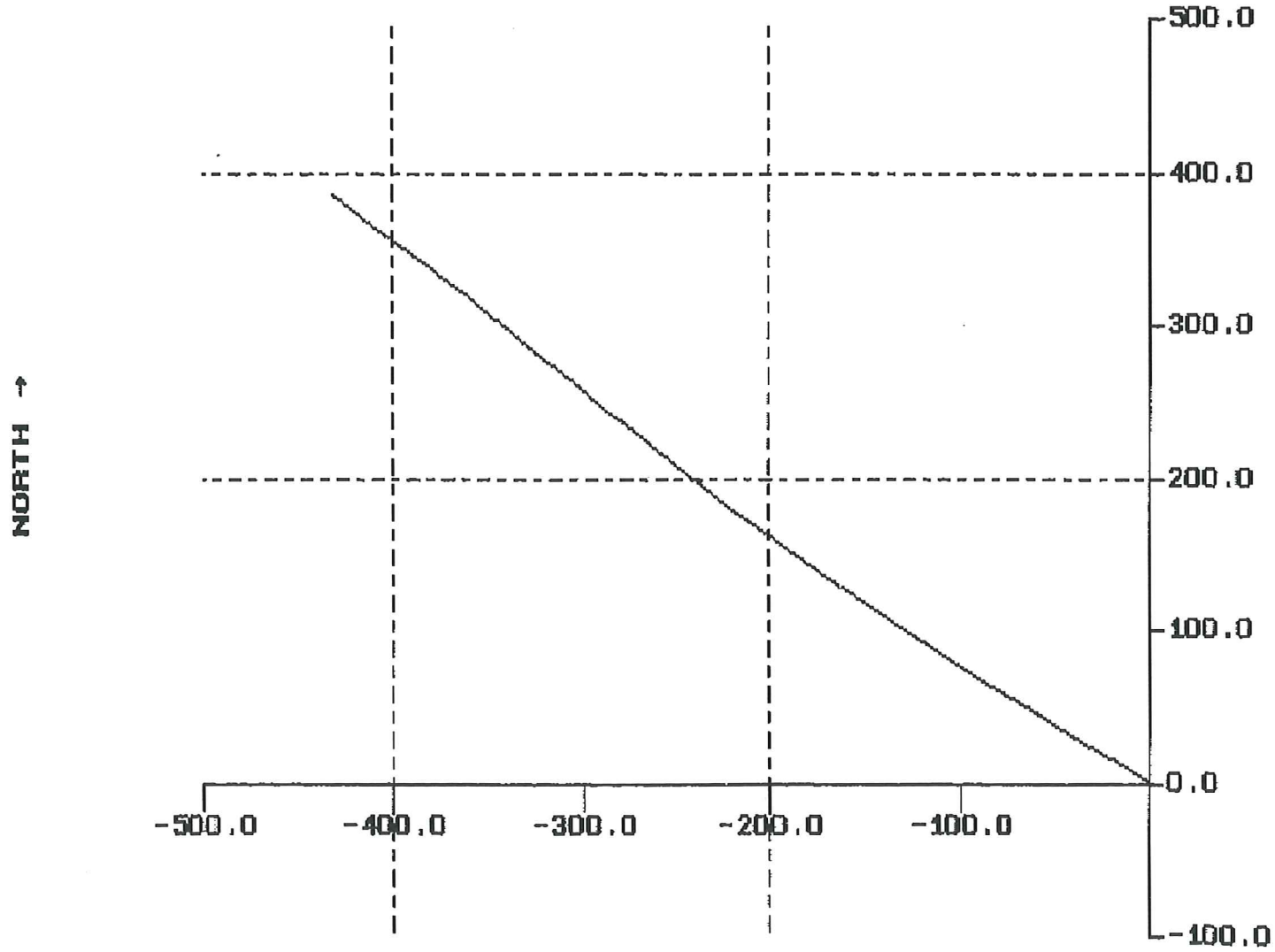

E/W Data Max: 0.0
E/W Data Min: -431.9

(scale in feet)

N/S Data Max: 385.1
N/S Data Min: 0.0

VERTICAL PROJECTION

Survey File: RS-458

Customer: NEWMONT

Section direction: 311.7

Starting from 0.0 E/W 0.0 N/S

Time: 19:42:09

Date: 5-13-99

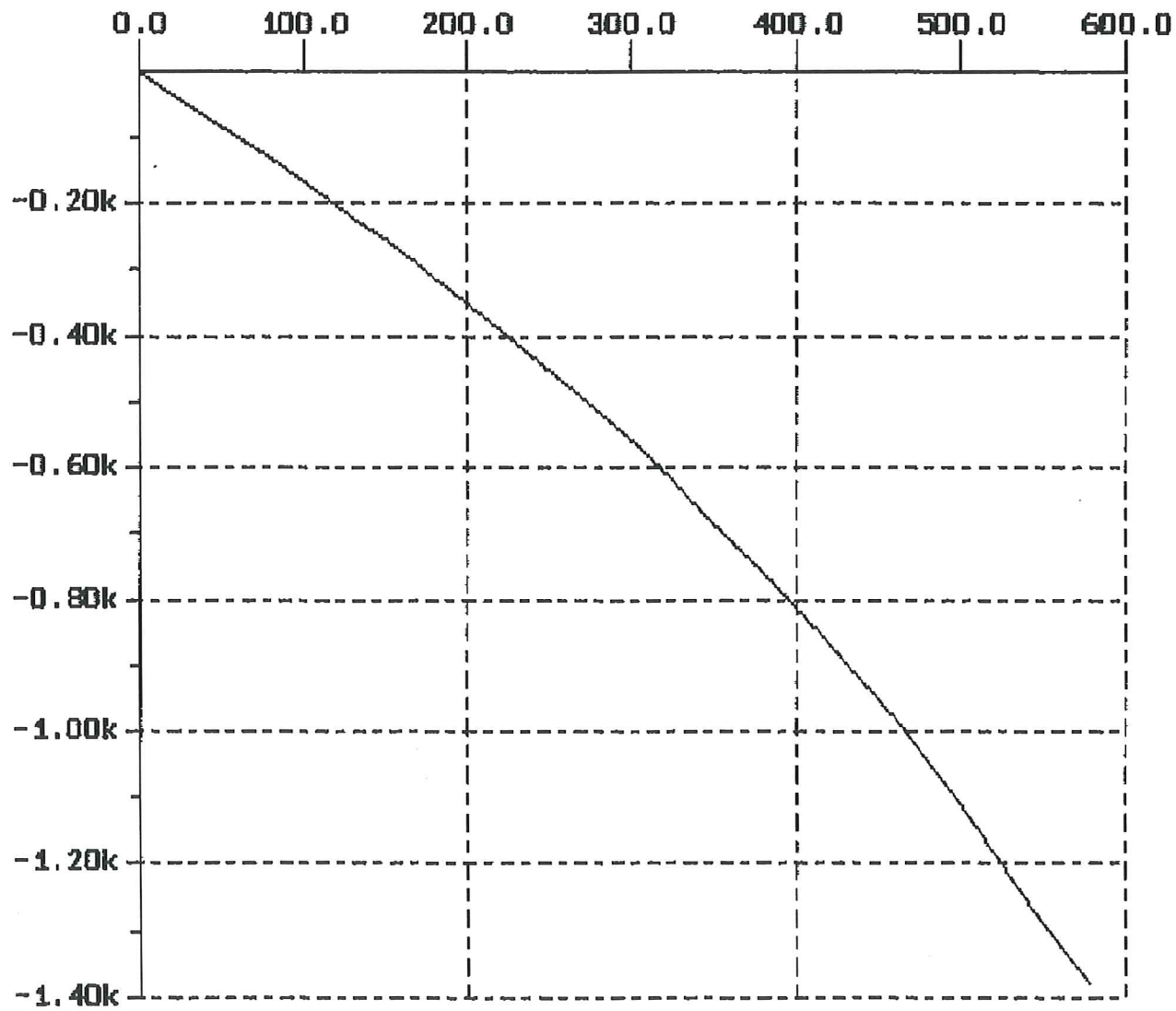

Horiz Data Max: 578.6

Horiz Data Min: 0.0

(scale in feet)

Vert Data Max: 0.0

Vert Data Min: -1376.9

R-203 Job-451

3D PROJECTION

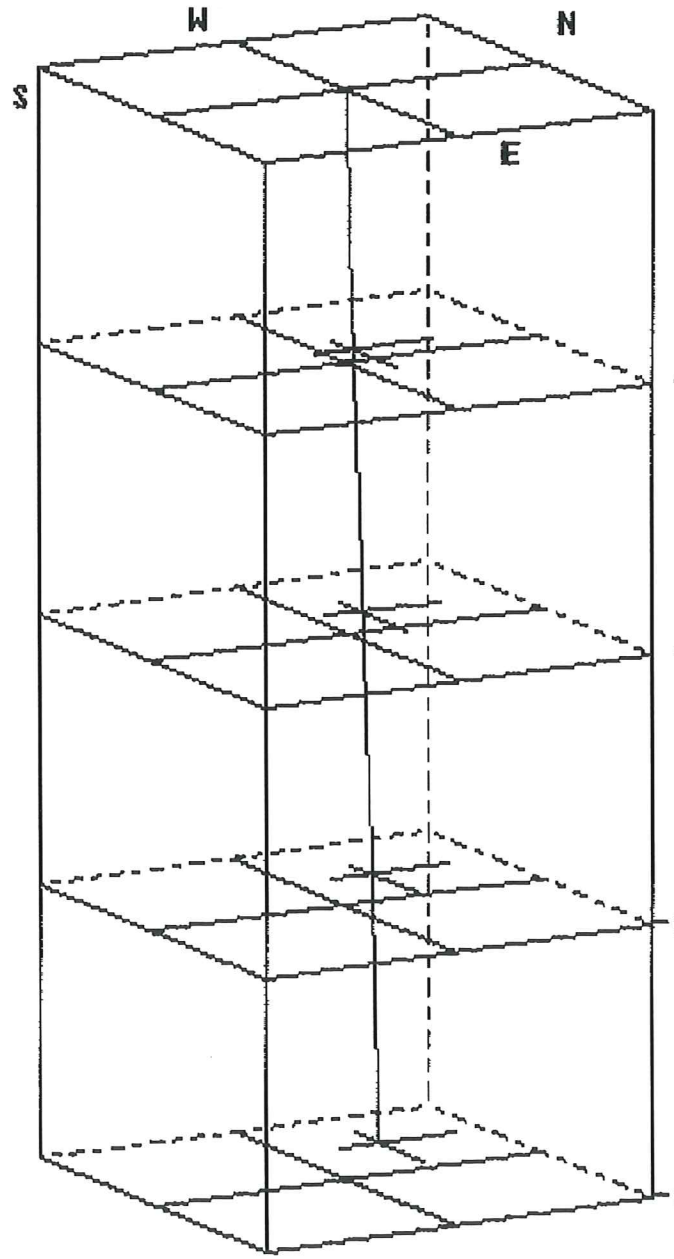

0.00 feet

-344.22 feet (308.25)

-688.44 feet (310.16)

-1032.65 feet (311.49)

-1376.87 feet (311.73)

Survey File: RS-458
Customer: NEWMONT
Date: 5-13-99
Time: 19:42:09

SSS
SILVER STATE SURVEYS, INC.

Fax

Confidentiality Statement: *The contents of this facsimile are for the expressed use of the receiver or entities named below. If you are not the intended recipient, you are here by notified that any disclosure, copying, distribution or the taking of any action on the contents of this transmitted information is strictly prohibited. If you have received this transmission in error, please notify us at the number below to arrange return of the original documents.*

To: KANDY VANCE **From:** SAM

Co.: **Pages:** 4

Fax: **Date:** 5/17/99

Subject: RS-458 **CC:**

☐ Urgent ☐ For Review ☐ Please Comment ☐ Please Reply ☐ Please Recycle

KANDY —

GRAPHS FOR RS-458 FOLLOW.

REGARDS,

SAM

SP

SUBMITTAL FORM

American Assay Laboratories

Geochemical • Environmental • Metallurgical

Sparks Office
1500 Glendale Ave.
Nevada 89431
Box 11530
Reno, NV 89510
Telephone
(702) 356-0606
Fax
(702) 356-1413

Tucson Office
2775 E. Ganley
Tucson, AZ 85706
Telephone
(520) 294-8078
Fax
(520) 294-6352

Elko Office
2320 Last Chance Rd.
Nevada 89801
Box 2908
Elko, NV 89801
Telephone
(702) 738-9100
Fax
(702) 738-2594

Mazatlan Office
Telephone/Fax
011-52-69-170035

Other Offices
Lima, Peru
Santiago, Chile
Mendoza, Argentina

Company: Newmont Gold Company

Address: 861 W. 6th Street

City Winnemucca State NV Zip 89445

Telephone Number: (702) 623-3493 Fax Number: (702) 625-5655

Project Name: Rosebud Exploration Purchase Order Number:

Date Submitted: 8/13/98 Number of Samples: 241

RESULTS REPORTED IN: ppm [ ] ppb [ ] opt [ ]

SAMPLE IDENTIFICATION	TYPE	ELEMENTS REQUIRED
RS-448 : 0-1205'	RC	Au by FA30, Ag by DA10 each sample
5' samples		
		AAL 1/2 + Se for composites or
		single samples as shown on
		attached list

COARSE REJECTS (Normally Discarded After 60 Days)

[ ] Return COD after analysis complete

PULPS (Normally Stored Free For One Month)

[ ] Discard after one month
[ ] Return COD after one month

RESULTS AND INVOICES TO BE SENT TO:

Invoice to:

Charlotte Bullen
NGC
Winnemucca

Results to:

Randy Vance
NGC
Winnemucca

Comments:

Newmont Rosebud standard sample prep

RS-448
MS-2
MS-2
1200-1205

CLIENT FILE COPY

AAL 1/2 + Se

0	5	no analysis
5	10	
10	15	C
15	20	
20	25	
25	30	
30	35	
35	40	C
40	45	
45	50	
50	55	
55	60	C
60	65	
65	70	
70	75	
75	80	C
80	85	
85	90	
90	95	C
95	100	
100	105	
105	110	
110	115	
115	120	C
120	125	
125	130	
130	135	
135	140	C
140	145	
145	150	
150	155	
155	160	C
160	165	
165	170	
170	175	
175	180	C
180	185	
185	190	
190	195	C
195	200	
200	205	
205	210	
210	215	C
215	220	
220	225	
225	230	
230	235	
235	240	
240	245	C
245	250	
250	255	C
255	260	

260	265	
265	270	C
270	275	
275	280	X
280	285	
285	290	
290	295	C
295	300	
300	305	
305	310	
310	315	
315	320	C
320	325	
325	330	
330	335	
335	340	
340	345	C
345	350	
350	355	
355	360	
360	365	C
365	370	
370	375	
375	380	
380	385	C
385	390	
390	395	
395	400	
400	405	C
405	410	
410	415	
415	420	C
420	425	
425	430	
430	435	
435	440	C
440	445	
445	450	
450	455	
455	460	
460	465	C
465	470	
470	475	C
475	480	
480	485	
485	490	C
490	495	
495	500	
500	505	
505	510	C
510	515	
515	520	

520	525	
525	530	
530	535	C
535	540	
540	545	
545	550	
550	555	C
555	560	
560	565	
565	570	
570	575	C
575	580	
580	585	
585	590	
590	595	C
595	600	
600	605	
605	610	
610	615	C
615	620	
620	625	
625	630	C
630	635	
635	640	
640	645	
645	650	C
650	655	
655	660	
660	665	C
665	670	
670	675	
675	680	
680	685	C
685	690	
690	695	
695	700	C
700	705	
705	710	
710	715	
715	720	C
720	725	
725	730	
730	735	
735	740	
740	745	C
745	750	
750	755	
755	760	
760	765	
765	770	C
770	775	
775	780	

780	785	
785	790	
790	795	C
795	800	
800	805	
805	810	
810	815	
815	820	C
820	825	
825	830	
830	835	
835	840	
840	845	
845	850	C
850	855	
855	860	
860	865	
865	870	
870	875	
875	880	C
880	885	
885	890	
890	895	
895	900	
900	905	
905	910	C
910	915	
915	920	
920	925	
925	930	
930	935	
935	940	C
940	945	
945	950	
950	955	
955	960	
960	965	
965	970	C
970	975	
975	980	
980	985	
985	990	
990	995	C
995	1000	
1000	1005	
1005	1010	
1010	1015	C
1015	1020	
1020	1025	
1025	1030	
1030	1035	C
1035	1040	

1040	1045	C
1045	1050	
1050	1055	
1055	1060	
1060	1065	C
1065	1070	
1070	1075	
1075	1080	
1080	1085	
1085	1090	
1090	1095	C
1095	1100	
1100	1105	X
1105	1110	C
1110	1115	
1115	1120	C
1120	1125	
1125	1130	
1130	1135	C
1135	1140	
1140	1145	
1145	1150	
1150	1155	C
1155	1160	
1160	1165	
1165	1170	
1170	1175	C
1175	1180	
1180	1185	C
1185	1190	
1190	1195	
1195	1200	
1200	1205	– no analysis

C – composite sample
X – single sample analysis