

EXPLANATION

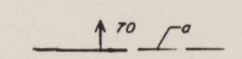


Quartzite or clastic rock
Bedded, fractured, or brecciated
Breccia with interstitial quartz
Quartz-impregnated breccia & gouge




Dolomite, dolomitic quartzite, or dolomite with
interbedded clastics
Bedded, fractured, or brecciated
Breccia with interstitial quartz
Sericitic
(Silicified dolomite not shown)


Contact, locally gradational
Locally omitted for clarity



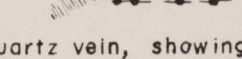
Fault or slip, showing dip
Dashed where approximately located or in-
ferred; letter indicates corresponding fea-
ture in another view



Anticline . . . Syncline



Strike and dip of bedding



Quartz vein, showing dip
Broken where approximately located or in-
ferred

Composite vein of quartz, dolomite and quartz-
ite breccia, and sericitic

NOTES:

- * Showing limit, where known
- All exposed rock inferred to be Wood Canyon Formation
- Lithologic symbol does not indicate attitude
- Mine symbols explained on plate 8

