


527, T22N, R68E

342
Item



△ Center post
of No. 1 claim

EXPLANATION

Country rock is gray and black
limestone (ls) with interbedded
platy black limestone (bls)

↓ 60
Fault, showing dip

↑ 80
Attitude of beds

↗ 65
2' Cu
Quartz vein, showing dip
thickness and mineralization

⋯
Scheelite in quartz veinlets

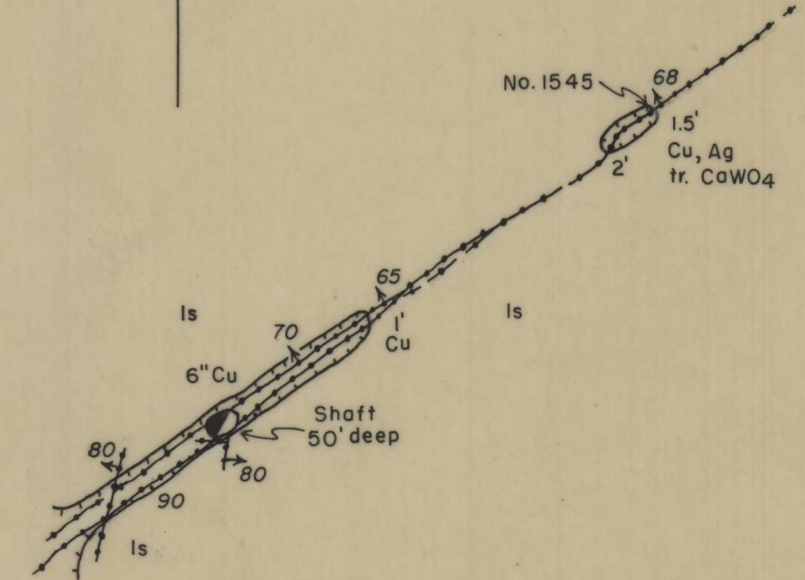
— — —
Trench and small open cut

⊠
Foot of raise


□
Ore chute

— — —
Timbered workings

No. 1552
Bureau of Mines
sample



NO. 1 WORKINGS, ANTELOPE CLAIMS



NO. 8 DRIFT, ANTELOPE CLAIMS
WHITE PINE COUNTY, NEVADA

40 0 40 80 120 FEET